







Author Correction: SARS-CoV-2 and bat RaTG13 spike glycoprotein structures inform on virus evolution and furin-cleavage effects

Antoni G. Wrobel , Donald J. Benton , Pengqi Xu, Chloë Rouston, Stephen R. Martin, Peter B. Rosenthal , John J. Skehel and Steven J. Gamblin 

Correction to: *Nature Structural & Molecular Biology* <https://doi.org/10.1038/s41594-020-0468-7>, published online 9 July 2020.

In the version of this article initially published, in the Data availability statement, the PDB code for the SARS-CoV-2 S cleaved, closed structure was incorrect. The correct PDB code is [6ZGI](#). The error has been corrected in the HTML and PDF versions of the article.

Published online: 26 August 2020

<https://doi.org/10.1038/s41594-020-0509-2>

© The Author(s), under exclusive licence to Springer Nature America, Inc. 2020