

REVIEW



Cite this: RSC Adv., 2019, 9, 36386

DABCO bond cleavage for the synthesis of piperazine derivatives†

Azim Ziyaei Halimehjani * and Elham Badali

The applications of DABCO (1,4-diazabicyclo[2.2.2]octane) in the synthesis of piperazine derivatives including biologically active compounds via C–N bond cleavage are investigated in this review. Different reagents such as alkyl halides, aryl(heteroary) halides, carboxylic acids, diaryliodonium salts, tosyl halides, activated alkynes, benzynes etc. were applied for the preparation of the corresponding quaternary ammonium salts of DABCO, which are very good electrophiles for various nucleophiles such as phenols, thiophenols, thiols, alcohols, aliphatic and aromatic amines, sulfinates, phthalimide, indoles, NaN₃, triazole and tetrazoles, NaCN, enols and enolates, halides, carboxylic acid salts etc. Besides preactivated DABCO salts, the *in situ* activation of DABCO in multicomponent reactions is also an efficient tactic in synthetic organic chemistry for the diversity oriented synthesis of drug-like piperazine derivatives.

Received 27th September 2019
Accepted 30th October 2019

DOI: 10.1039/c9ra07870c

rsc.li/rsc-advances

Faculty of Chemistry, Kharazmi University, 49 Mofateh St., 15719-14911, Tehran, Iran. E-mail: ziyaei@khu.ac.ir

† Dedication to Prof. Jürgen Martens on the occasion of his 72nd birthday.

1. Introduction

Heterocyclic rings show rich chemistry with a wide range of applications in a variety of fields such as organic and medicinal



Azim Ziyaei Halimehjani was born in 1979 at Halimehjan, a small village in the Roudbar of Guilan, north of Iran. He obtained his BSc in pure chemistry in 2001 from Shiraz University. After completing his MSc in Organic Chemistry from Sharif University of Technology in 2003 under the supervision of Prof. M. R. Saidi and M. Tafazzoli, immediately he started his PhD under the supervision of Prof. M.

R. Saidi and advisor of Prof. J. Ipaktschi in the same University. During his PhD, he had two research visits from the research group of Prof. Ipaktschi (2005) and Prof. Peter R. Schreiner (2006) at Justus-Liebig-Universität Giessen, Germany. After completing the PhD in 2007, he began his academic career as Assistant Prof. of Organic Chemistry at Kharazmi University, Tehran, Iran. In 2014, he promoted to Associate Prof. of Organic Chemistry in the same university. He has three research visits from research groups of Prof. Jürgen Martens (Oldenburg, 2015), Dr Petr Beier (IOCB Prague, 2017), and Prof. Bernhard Breit (Freiburg, 2018). He has published over 70 publications. He works in the area of synthetic organic chemistry and coordination chemistry with emphasis on the chemistry of dithiocarbamates, nitroalkenes, and development of new synthetic methodologies as well as green chemistry.



Elham Badali was born in Karaj, Alborz, Iran, in 1990. She received her BSc in pure chemistry in 2013 from Kharazmi University, Tehran, Iran, and her MSc in organic chemistry from Shahid Beheshti University, Tehran, Iran, under supervision of Prof. Ahmad Shaabani, in 2017. Now, she is working as a PhD student under supervision of Dr Azizolah Habibi and Dr Azim Ziyaei Halimehjani at

Kharazmi University, Tehran, Iran. Her research interests include synthesis of novel intermediate for organic transformation and providing efficient catalyst for organic transformations.



chemistry, pharmaceutical chemistry and industry.¹ A great variety of heterocyclic compounds are presented in the structure of several drugs and renewable resources.² Approximately half of the top 25 best-selling pharmaceuticals from the year 2014 contain nitrogen heterocyclic scaffolds with more than 50 billion USD in annual revenue.³ In addition, FDA databases reveal that nearly 60% of unique small-molecule drugs contain a nitrogen heterocycle.⁴ Among various nitrogen containing heterocycles, piperazine is very important building block in the structure of many compounds with widespread applications in different fields such as material, agrochemical, and medicinal chemistry. Piperazine is essential core in drug design and statistical substructure analysis revealed that it is the third most commonly used N-heterocycle (ranked after piperidine and pyridine) in small-molecule pharmaceuticals.⁵ Currently MDDR (MDL@Drug Data Report) database contains over 11 800 structures bearing the piperazine moiety. These compounds have shown various biological activities such as anti-fungal,⁶ anti-depressant,⁷ anti-malarial,⁸ anti-migraine,⁹ anti-diabetic,¹⁰ anti-aggregating,¹¹ anti-tumor,¹² anti-inflammatory,¹³ anti-obesity,¹⁴ and cardiovascular¹⁵ activities. The structure of some of the marketed drugs or drug candidates containing piperazine motif is shown in Fig. 1. Some of them such as Imatinib, Aripiprazole, Eszopiclone, Sildenafil, Sitagliptin, Quetiapine, Spycel anticancer drug, Anti-cancer agent, MC2050, PARP-1 inhibitor, Anti-inflammatory and antitumor agent, and Geodon antipsychotic are within the top 100 best-selling drugs.⁴ In most of these

compounds, piperazine scaffold is mainly used as a linker between two portions of a drug or as mediator for tuning the physicochemical properties of drugs. Similarly, most of the piperazines isolated from natural products are unsubstituted at any of their carbon atoms. Besides biological activities, piperazine derivatives have found widespread applications in liquid crystals,¹⁶ metal-organic frameworks,¹⁷ coordination chemistry,¹⁸ coating, adhesives and sealing materials,¹⁹ self-assembled monolayer in electronic devices,²⁰ novel charge-transfer polymers in solar cells,²¹ antistatic agents and vulcanization accelerators.²²

The biological and industrial importance of piperazine derivatives encouraged chemists to find general and efficient approaches for the synthesis of these compounds. Various methods are available for the synthesis of piperazine derivatives in literature, most of them rely on cyclisation procedure. Novel synthetic approaches toward piperazine ring can be divided to the following main categories: (1) reduction of (di)ketopiperazine (di)ketopiperazine are generally synthesized from the amino acids or 1,2-diamines and other readily available starting materials, (2) *N*-alkylation of diamines with electrophiles including α -halocarbonyl compounds, vinyl sulfonium salts, vinyl selenones, and *etc.*, (3) catalytic or chemical reduction of pyrazines, pyrazinium salts, and pyrazine-*N*-oxides, (4) cyclocondensation of amines with alcohols *via* borrowing hydrogen

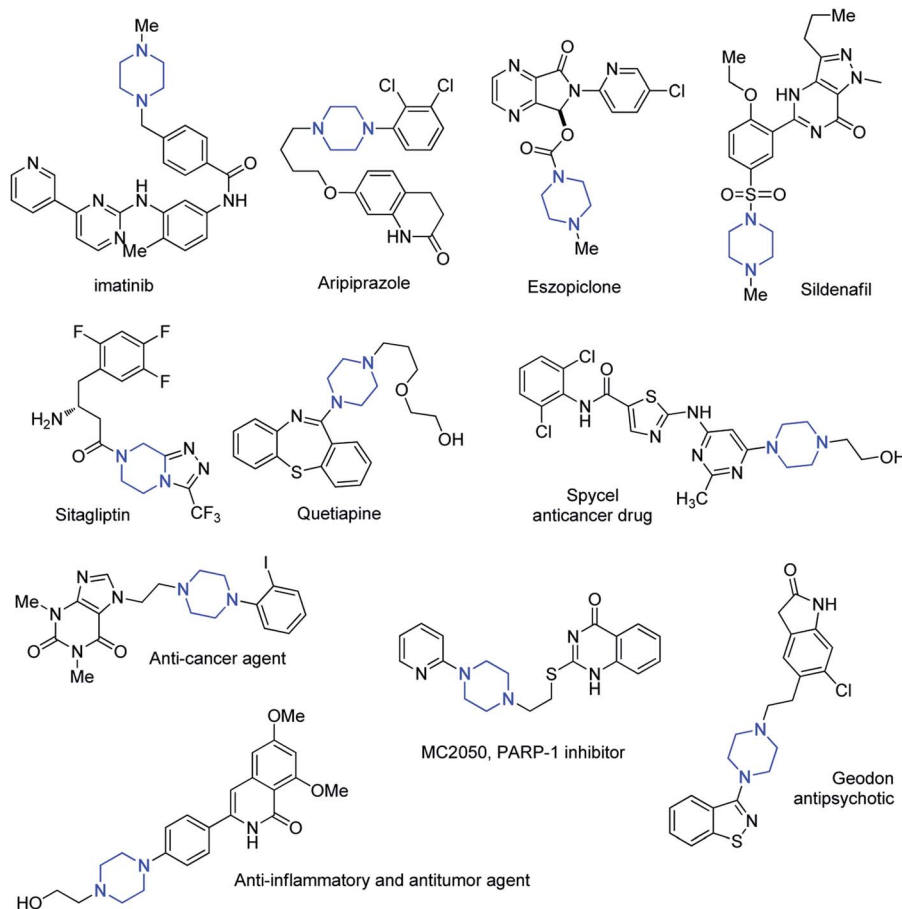


Fig. 1 Selected marketed drugs or drug candidates containing piperazine motif.

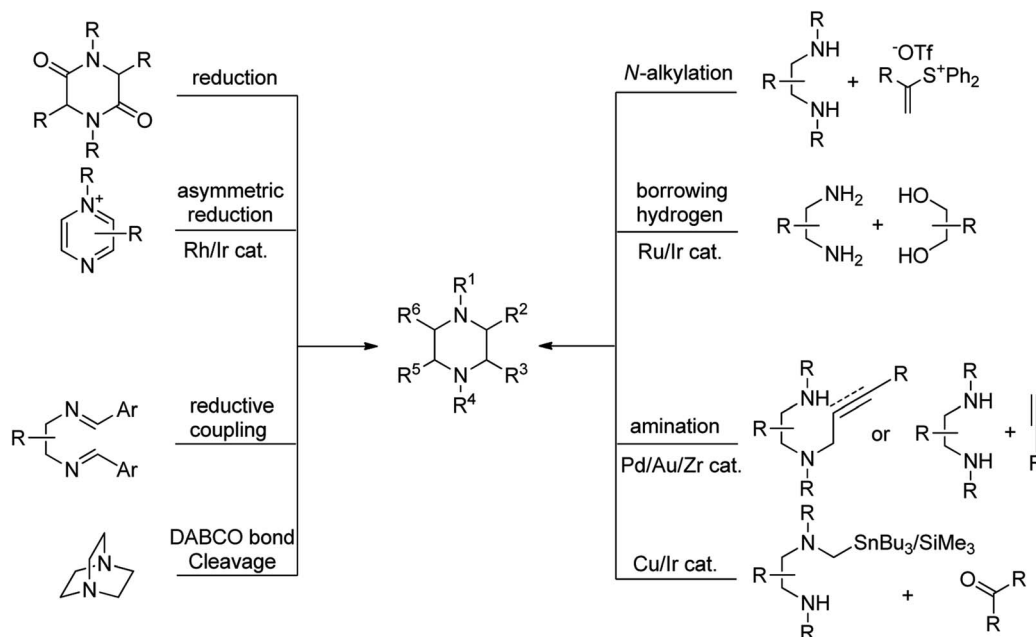


Fig. 2 General synthetic strategies toward piperazine scaffold.

strategy, (5) intramolecular reductive coupling of 1,2-diimines, (6) intermolecular or intramolecular amination of alkenes or alkynes, (7) DABCO bond cleavage, and (8) transition-metal-catalyzed condensation of stannyl (silicon) amine reagents with carbonyl compounds (Fig. 2). Other methods such as dimerization of aziridines [4 + 2]-cycloaddition of 1,2-diamines with allenes and alkynes, post-Ugi reaction, rearrangement of spiro compounds, and C–H functionalization of piperazine ring are also well investigated in recent years.²³ Among the reported methods, DABCO bond cleavage is one of the most efficient and simple approaches for the synthesis of functionalized piperazines without affecting the carbons of piperazine ring. While most of the marketed or drug candidates contain simple piperazine ring in their structure, this strategy can be further utilized for the development of novel biologically active compounds in future.

According to the best of our knowledge, a review covering the synthesis of piperazine derivatives *via* DABCO bond cleavage is not available in the literature. For this purpose, this review serves as a comprehensive overview of published papers in the time range between 1962 until today for the synthesis of functionalized piperazine derivatives *via* DABCO bond cleavage. While preparation of DABCO based quaternary salts (Fig. 3) is the key step for the activation of C–N bond in DABCO for cleavage, in this review paper, the papers are categorized

according to the type of activating agents such as alkyl halides, aryl(heteroaryl) halides, carboxylic acids, diaryliodonium salts, tosyl halides, activated alkynes, benzyne and *etc.*

2. Alkyl halides as activating agents

The first report on DABCO bond cleavage is came back to 1962 by H. K. Hall.²⁴ He showed that by heating 1,4-diazabicyclo [2.2.2]octane **1** at 200 °C for 10.7 h in the presence of a catalytic amount of benzenesulfonic acid, the corresponding poly-1,4-ethylenepiperazine **3** can be obtained in 96% yield. He concluded that the reaction proceeded *via* nucleophilic attack of the nitrogen of one DABCO on the protonated **2** or alkylated **3** form of another (Scheme 1).

In 1982, Vysochin and Shishkin²⁵ reported the reaction of 2- or/and 3-substituted DABCO derivatives **5** with methylating agents such as methyl iodide, methyl benzoates and dimethyl sulfate for the preparation of the corresponding mono- or bis-quaternary salts **6** and **7**. The monoquaternary salts **6** can be converted to the corresponding piperazine derivatives by reacting with a nucleophile such as sodium benzoate at 130–140 °C. The bisquaternary salts **7** were converted to the corresponding monoquaternary salts **6** prior to DABCO bond cleavage with nucleophile to provide the piperazine derivatives **8** (Scheme 2).

Recently, Kocovar *et al.*²⁶ have investigated the reaction of quaternary salts of DABCO **9** with phenols and related nucleophiles to prepare 1-alkyl-4-(2-phenoxyethyl) piperazines and related derivatives **10**. The reactions were performed in poly-ethyleneglycol (PEG) or diglyme at high temperatures. Various nucleophiles such as phenols, thiophenols, potassium phthalimide, sodium methoxide, and benzothiazole-2-thioate were applied in DABCO ring opening reactions to give moderate to

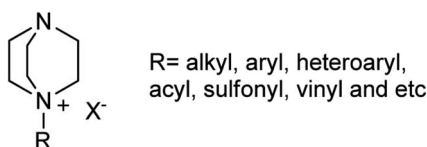
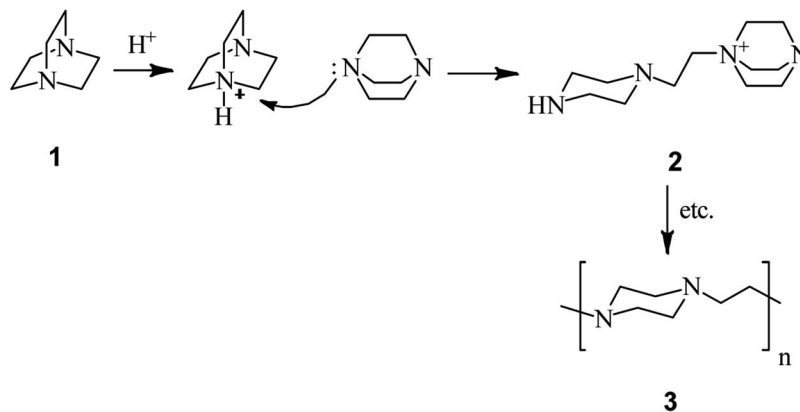
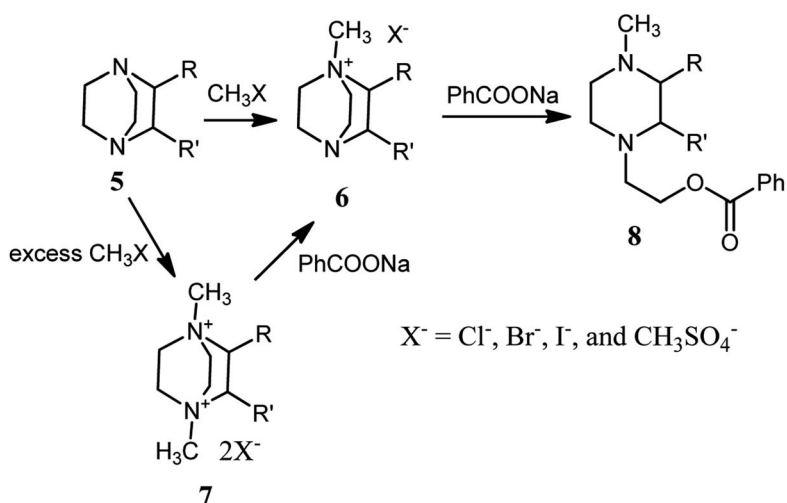


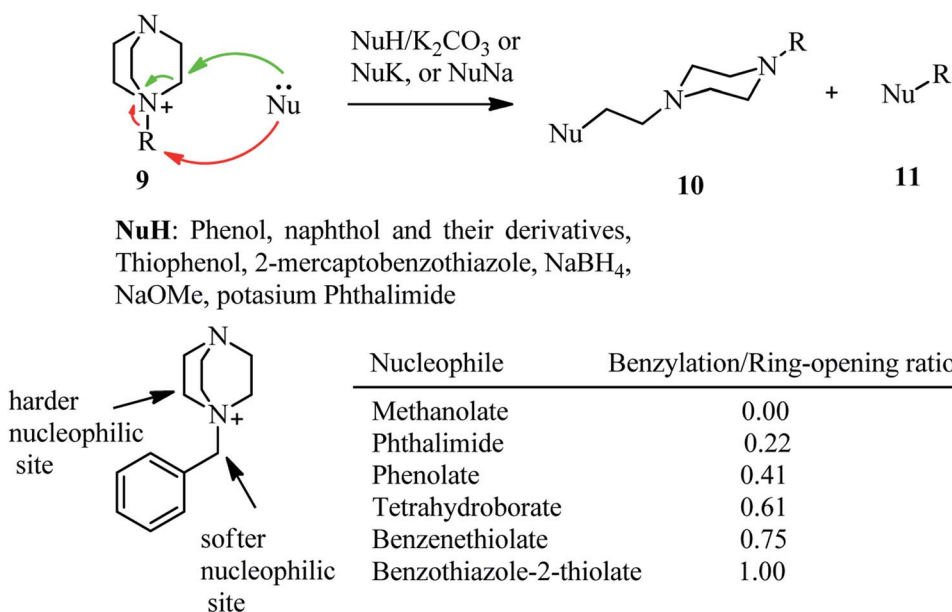
Fig. 3 DABCO-quaternary salts.



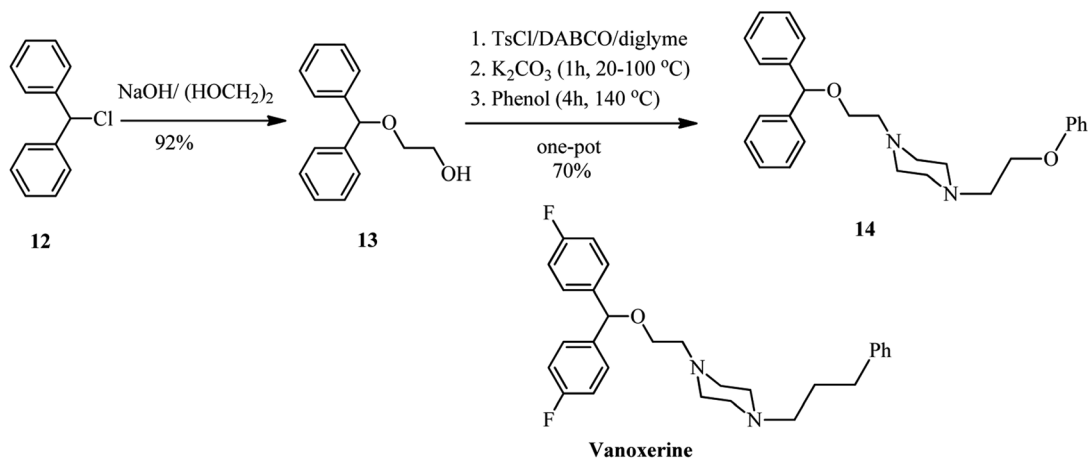
Scheme 1 Synthesis of poly-1,4-ethylenepiperazine from DABCO.



Scheme 2 Synthesis of mono- or bisquaternary salts of DABCO and their ring opening with sodium benzoate.



Scheme 3 C–N bond cleavage of DABCO quaternary salts with various nucleophiles.



Scheme 4 Synthesis of ether isosteres of Vanoxerine via DABCO bond cleavage.

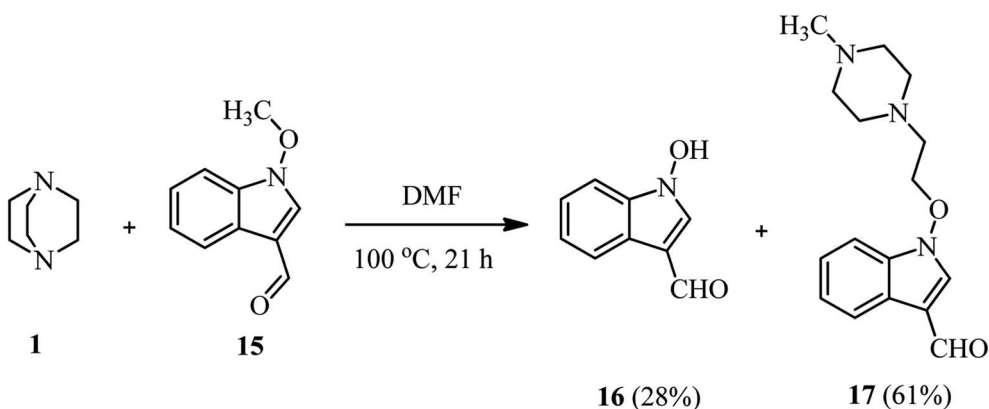
high yields of piperazine derivatives **10**. The regioselectivity and mechanism of the reaction is depending on the nature of alkyl halides on the DABCO. Generally, the alkylation reaction competes with the DABCO ring opening reaction. The ratio of products is depending on the hard-soft properties of the nucleophiles and electrophiles (HSAB theory) and the steric hindrance of the alkyl halides. For example, while in the reaction of DABCO salts containing simple alkyl groups with oxygen nucleophiles such as sodium methoxide and potassium phenoxide, the DABCO ring-opening products **10** were obtained with high to excellent regioselectivity, by using benzyl group as alkylating agents in DABCO salt and soft nucleophiles such as benzenethiolate and benzothiazole-2-thiolate, the benzylation adducts **11** were obtained as major product. The results of the reaction of **9** (R = benzyl) with various nucleophiles is tabulated in Scheme 3. In addition, this strategy was successfully applied for the synthesis of compounds **14** from **12** in four steps, a prototype of a series of potential dopamine reuptake inhibitors, which can be considered as ether isosteres of Vanoxerine (Scheme 4). In this report, alkyl tosylate was applied instead of alkyl halides for DABCO bond cleavage.

In addition to alkyl halides and tosylates, Somei *et al.* reported that while the reaction of DABCO **1** with 1-methoxy-

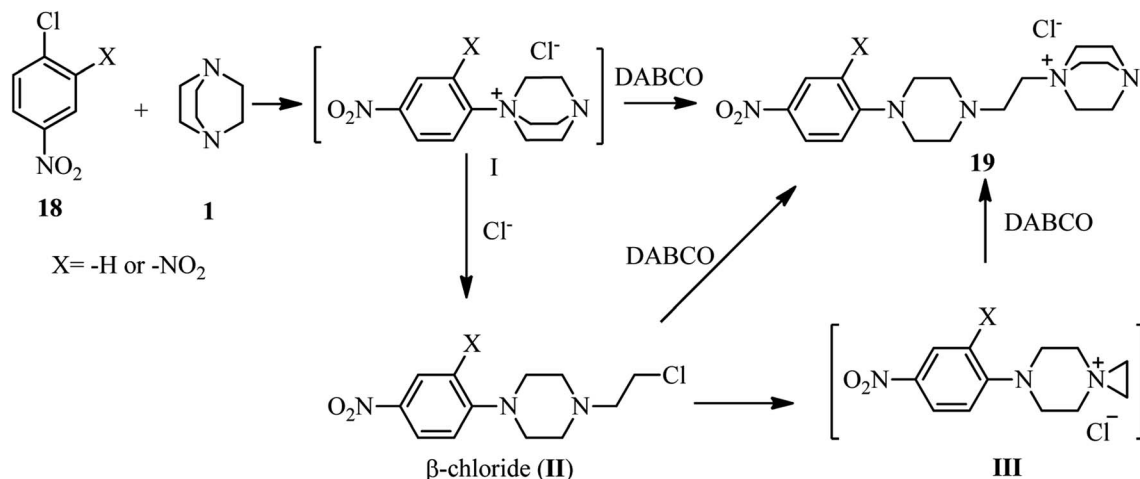
indole-3-carbaldehyde **15** in DMF/H₂O (3 : 1, v/v) at 100 °C afforded the corresponding demethylation product **16** in quantitative yield, by performing the same reaction in DMF without a proton source, the piperazine compound **17** can be obtained as major product in 61% yield (Scheme 5).²⁷

3. Aryl(heteroaryl) halides as activating agents

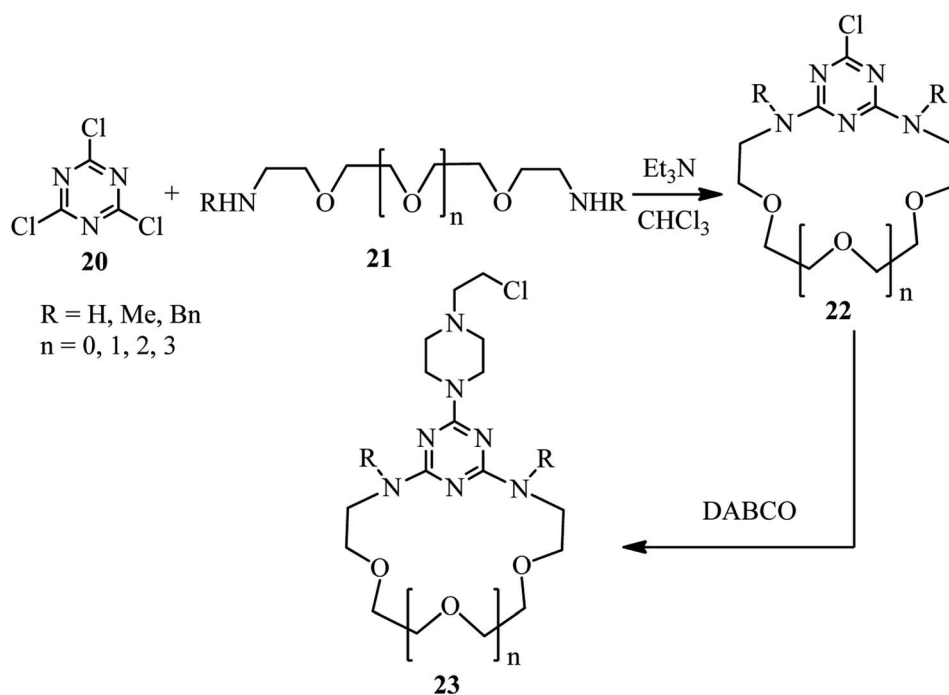
The first report on using aryl halides for the preparation of DABCO salts is published by Ross *et al.* in 1963.²⁸ They investigated the reactions of nitrochlorobenzenes **18** with DABCO **1** (Scheme 6). They have shown that the only product is the salt **19** and the corresponding salt I was not observed. They confirmed that the reactions are second order; first order in the chloride and first order in the amine and the formation of the intermediate I is the rate-determining step. They concluded that the reaction further proceeded *via* intermediate I, followed by the direct attack of another DABCO to form **19** or attack of the chloride to the methylene group of DABCO salt I to form II, and subsequently S_N² displacement of the chloride in II by another equivalent of DABCO molecule to form final product **19**. In addition, they have shown that by using 2,4-dinitrochlorobenzene in the reaction



Scheme 5 DABCO bond cleavage via the reaction of DABCO with 1-methoxy-indole-3-carbaldehyde.



Scheme 6 Reaction of nitrochlorobenzenes with DABCO.



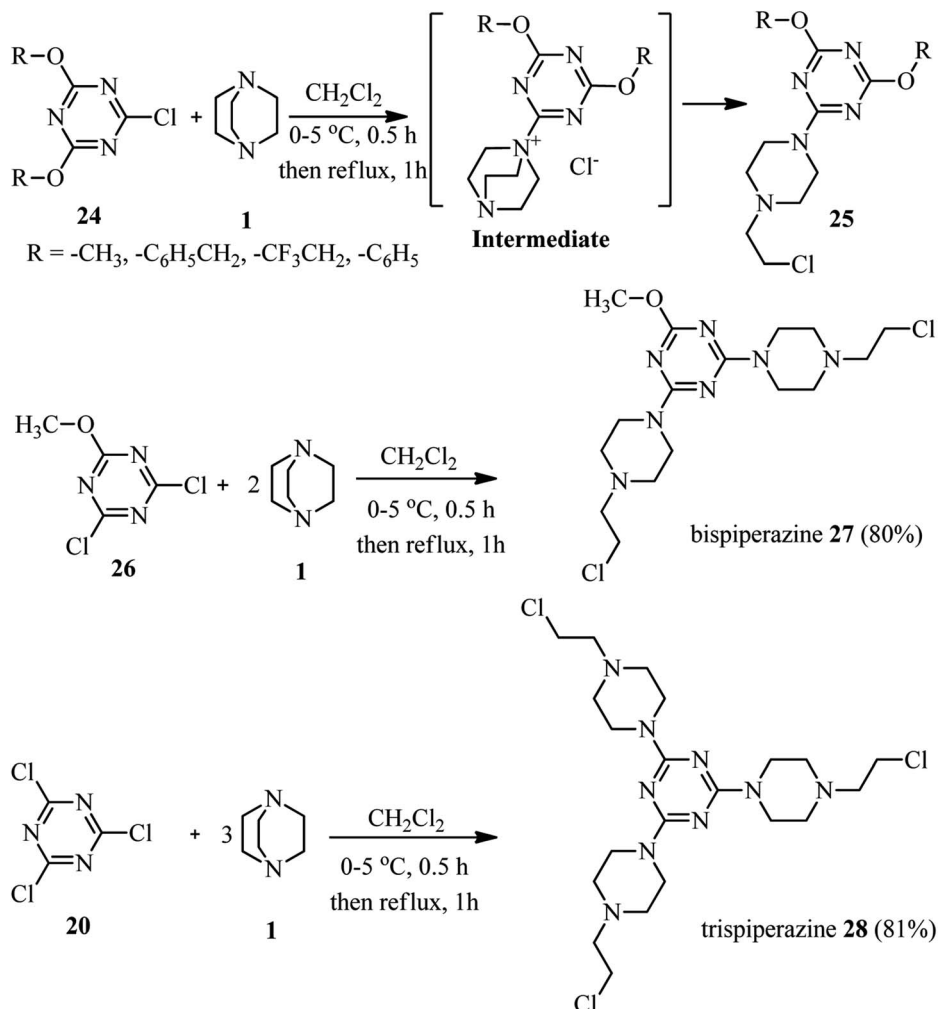
Scheme 7 Synthesis of piperazine derivatives containing aza crown ethers of various ring sizes.

with DABCO, depend on the ratio of the starting materials, the corresponding salt **19** (in the presence of excess of DABCO) or β -chloride compound **II** (in the presence of excess 2,4-dinitrochlorobenzene) can be obtained. They proposed that β -chloride **II** is converted to **19** *via* direct displacement or *via* intermediate **III**.

Research in this area was stopped for more than 30 years until 1996. In this year, Lutze and coworkers described that the piperazine derivatives containing aza crown ethers of various ring sizes **23** can be prepared by DABCO ring opening strategy in two steps (Scheme 7).²⁹ Reaction of trichlorotriazines **20** with PEG-based diamines **21** in the presence of Et_3N as catalyst and chloroform as solvent afforded the corresponding aza crown ethers **22** in high yields. Reaction of these aza crown ethers **22**

with DABCO **1** as the third component activated the methylene positions in DABCO for ring opening reaction, followed by nucleophilic attack by Cl^- to afford the corresponding piperazine products **23**.

In a similar study, Kolesinska research group reported that the reaction of 2,4-bis-dialkoxy(aryloxy)-1-chlorotriazines **24** with **1** leads to the formation of 2-chloroethylamino fragment attached to 1,3,5-triazine *via* a piperazine ring (compound **25**).³⁰ In addition, they concluded that reaction of 2-methoxy-4,6-dichloro-1,3,5-triazine **26** or trichlorotriazine **20** with excess amount of DABCO afforded the corresponding triazine backbones **27** or **28** with two or three piperazines (Scheme 8). Among the synthesized compounds, the strongest inhibition of

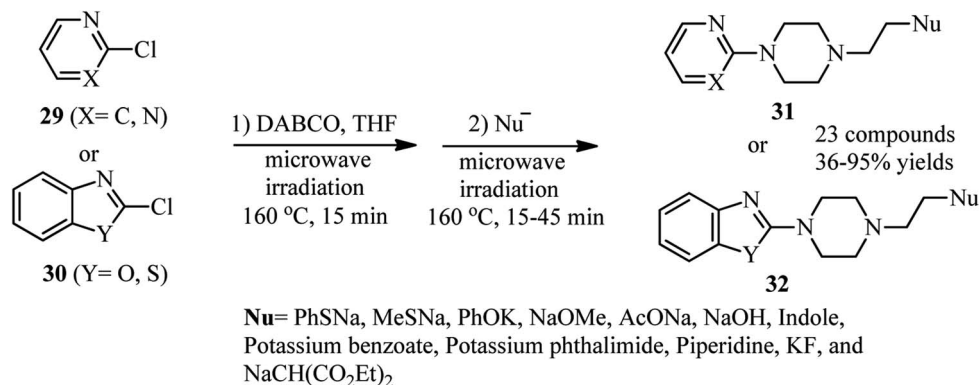


Scheme 8 Synthesis of piperazines via the reaction of chlorotriazines with various equivalents of DABCO.

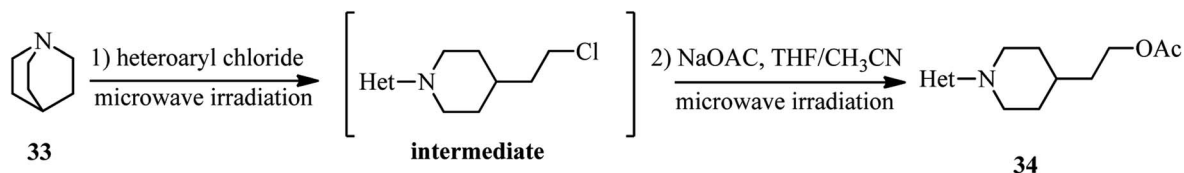
proliferation for tumour cells was observed for triazines with single chloroethylamino fragment.

In 2007, Wang and coworkers reported a highly efficient, two-step procedure for the synthesis of 4-substituted 1-heteroaryl piperazines **31** or **32** *via* microwave heating of heteroaryl

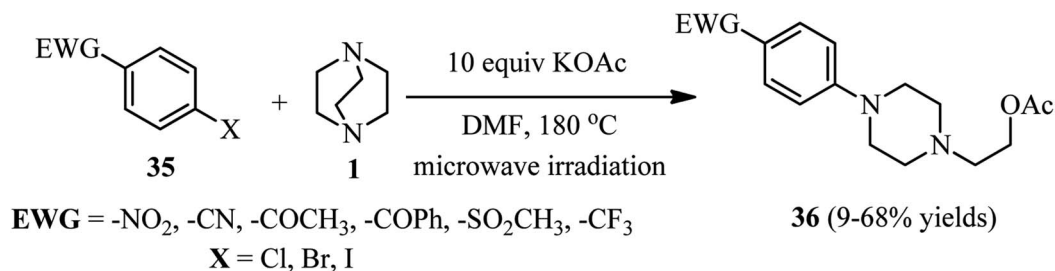
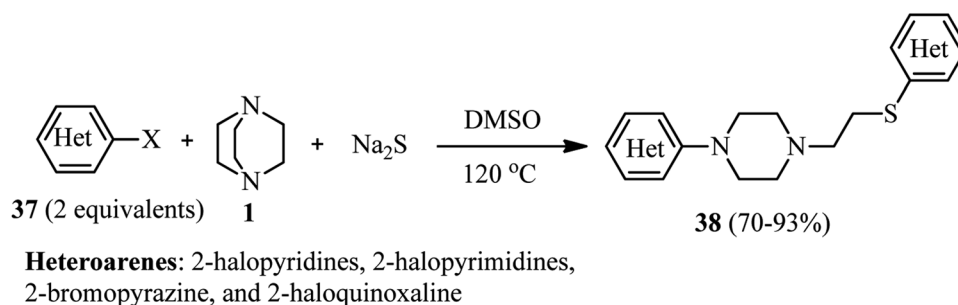
chlorides **29** or **30** with DABCO and a nucleophile at 160 °C (Scheme 9).³¹ Various heteroaromatics including chloropyrimidines, 2-chloropyridines with electron withdrawing groups, 2-chlorobenzoxazole, 2-chlorobenzothiazole, and 4-chloro-2-phenylquinazoline were applied successfully in this protocol.



Scheme 9 Microwave-assisted DABCO bond cleavage using heteroaryl chlorides.



Scheme 10 Microwave assisted quinuclidine C–N bond cleavage.

Scheme 11 Microwave-assisted DABCO ring opening using *p*-substituted halobenzenes.Scheme 12 Reaction of azaarene halides, DABCO, and Na₂S for synthesis of piperazine derivatives.

In addition, a range of nucleophiles including the salt of phenol, methylmercaptan, thiophenol, alcohols, carboxylic acids, phthalimide, indole, diethylmalonate, KF and NaOH were used in this protocol to afford the corresponding piperazines in moderate to excellent yields.

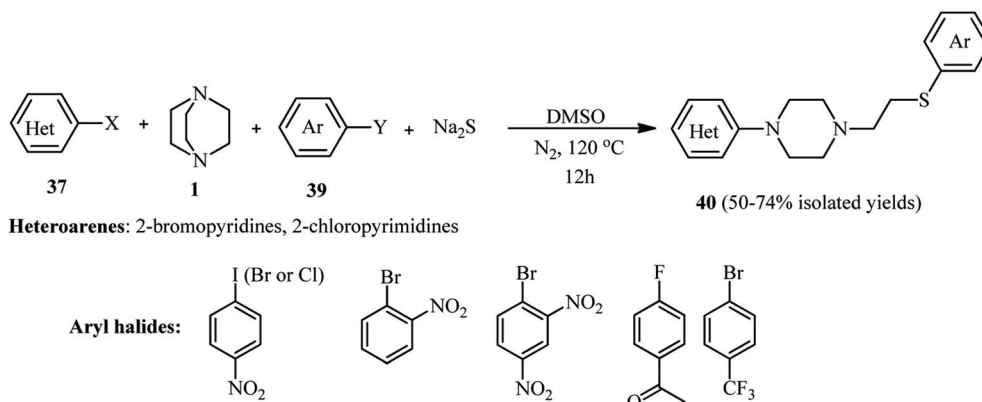
In addition, the same group developed this technology for the synthesis of *N*-heteroaryl-4-(2-chloroethyl)piperidines **34** by using quinuclidine **33** instead of DABCO and their subsequent nucleophilic displacement by sodium acetate (Scheme 10).³²

Microwave-assisted one-pot three-component synthesis of 1-(*para*-substituted-aryl)-4-(2-acetoxyethyl)piperazines **36** is further developed by Gladstone *et al.*³³ They have shown that mixing of a *para*-substituted halobenzene **35** (1 equiv.), DABCO **1** (2 equiv.), and potassium acetate (10 equiv.) in DMF in a microwave reactor and irradiating the mixture to reach 180 °C for 1–4 h, the piperazine adducts **36** can be obtained in 9–68% isolated yields (Scheme 11). Various electron-withdrawing groups such as -NO₂, -COCH₃, -CN, -COPh, -SO₂CH₃, and -CF₃ can be applied on the *para*-position of the aryl halide. Carboxylic acid and ester are not suitable groups for the activation of aryl halide toward S_NAr reaction. In addition, using 3-chloro-2-cyanothiophene instead of aryl halide gave moderate

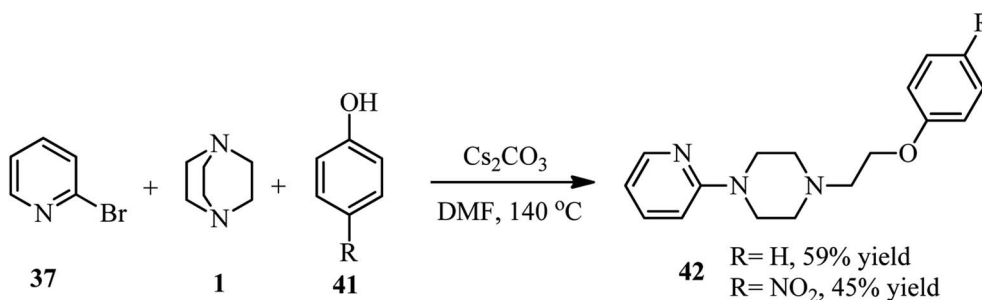
yields in this protocol. By using 4-bromo-3-chloronitrobenzene, the S_NAr reaction of DABCO was occurred regioselectively on the bromide position. By using other nucleophiles such as potassium phthalimide, potassium cyanide, potassium hydroxide, and sodium methoxide instead of potassium acetate, only the potassium phthalimide gave similar yields and no product was detected with other nucleophiles.

Efficient protocols for the synthesis of potentially drug-like compounds containing amine, azaarene, thioether, or phenol ether functionalities were introduced by Zhu *et al.*³⁴ They have shown that the reaction of various azaarene halides **37** (2 equiv.), DABCO **1**, and Na₂S (1 equiv.) in DMSO at 120 °C afforded the corresponding 4-substituted 1-heteroaryl piperazines **38** in high to excellent yields. While azaarene fluorides were applied as well as bromides and chlorides in this protocol, they indicated that the leaving group does not have significant effect on the reactivity in this protocol (Scheme 12).

Encouraged by these results, they also developed a one-pot four-component protocol for the synthesis of substituted piperazines **40** using an azaarene halide **37**, DABCO **1**, an activated aryl halide **39**, and Na₂S (Scheme 13). While 2-bromopyridines were tolerated well in this multicomponent protocol,



Scheme 13 One-pot four-component reaction for the synthesis of piperazine derivatives.

Scheme 14 Cs₂CO₃-catalyzed DABCO bond cleavage using 2-bromopyridine and phenols.

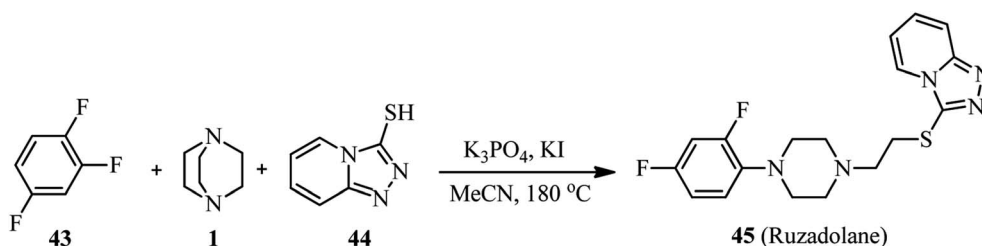
the one-pot four-component reaction of aryl halides with 2-chloropyrimidines, DABCO, and Na₂S did not proceed, and only the three-component products **38** were obtained. According to the author's statement, it is due to the higher reactivity of 2-chloropyrimidines toward Na₂S than activated aryl halides. To overcome this drawback, a two-step sequential procedure, in which Na₂S and activated aryl halides are pre-mixed prior to the addition of chloropyrimidine and DABCO, was applied and afforded the desired 4-component product in high yields. Fortunately, by developing this two-step sequential reaction process, the structure of the products can be simply tuned by changing the reactant-addition sequence.

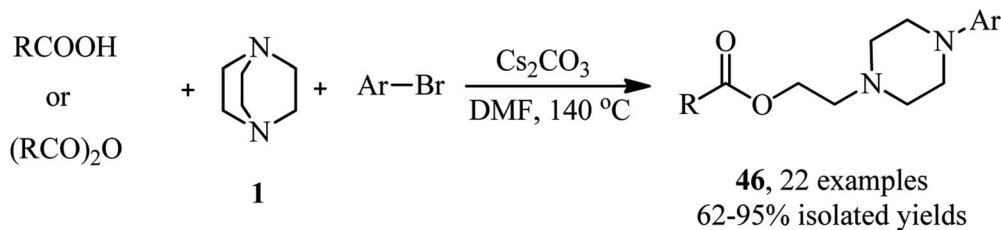
Furthermore, they have developed that besides the aryl thiolate, phenolates **41** can also be utilized as nucleophiles for the three component reaction. They have shown that reaction of phenols **41** with DABCO **1** and 2-bromopyridine **37** in the

presence of Cs₂CO₃ at 140 °C in DMF afforded 1-(2-phenoxyethyl)-4-(pyridine-2-yl)piperazines **42** in 45–59% yields (Scheme 14).

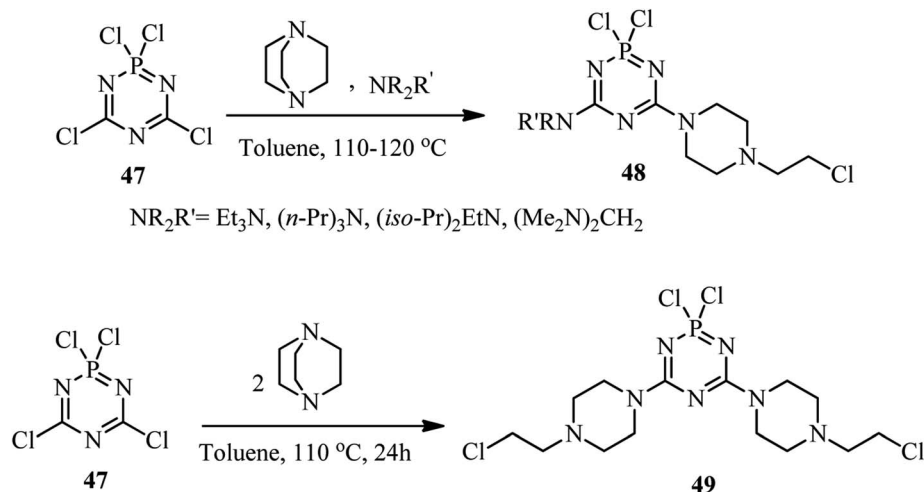
This protocol was successfully applied for the synthesis of analgesic ruzadolane **45** (Scheme 15). For this purpose, the one-pot three-component reaction of 1,2,4-trifluorobenzene **43**, DABCO **1**, and [1,2,4]triazolo[4,3-*a*]pyridine-3-thiol **44** in the presence of K₃PO₄ and KI was carried out to provide the desired drug in 55% yield at 180 °C for 72 h, or 52% yield under microwave heating for 20 h.

Recently, the same group reported a novel one-pot three component reaction for the synthesis of aromatic aminoalkyl esters **46** *via* a direct C–N esterification/arylation reaction. For this purpose, reactions of an activated aryl halide (4-bromonitrobenzene) or a variety of pyridyl halides with carboxylic acids and DABCO were carried out in the presence of 100 mol% of

Scheme 15 Synthesis of ruzadolane *via* DABCO bond cleavage strategy.



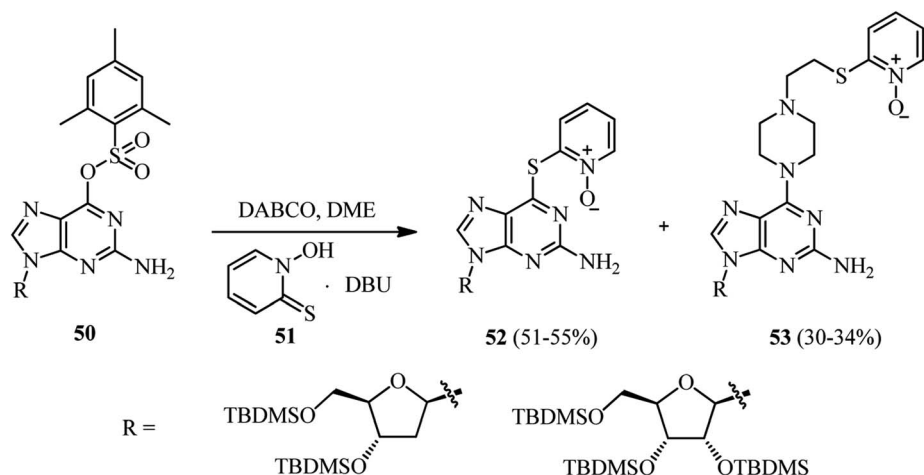
Scheme 16 Carboxylic acids and anhydrides as nucleophile in DABCO bond cleavage.



Scheme 17 Synthesis of 4-(2-chloroethyl)piperazine derivatives of carbaphosphazenes.

Cs_2CO_3 in DMF at 140C for 12 h (Scheme 16).³⁵ The products were obtained in high to excellent yields. In addition, they have shown that acid anhydrides can be used instead of carboxylic acids in this protocol under similar conditions. They also confirmed that the reactivity of carboxylic acids and anhydrides was not affected by the steric hindrance of substituents. In addition, *N*-methylpyrrolidine was applied successfully in this protocol instead of DABCO to afford the corresponding linear aminoesters in high yields.

The activation of DABCO by novel heteroarenes is further investigated using carbaphosphazenes. In this case, Reddy *et al.* developed a new method for preparing 4-(2-chloroethyl)piperazine derivatives of carbaphosphazenes **48** and **49** *via* the reaction of DABCO and tetrachlorocyclodiphosphatriazene **47** (Scheme 17).³⁶ By using an equimolar amount of **47**, **1**, and an acyclic tertiary amine, the corresponding piperazine heterocycles **48** were obtained in 32–82% isolated yields. Beside the DABCO, a range of tertiary amines was utilized as a third component in

Scheme 18 Synthesis of piperazine substituted nucleoside *via* DABCO bond cleavage.

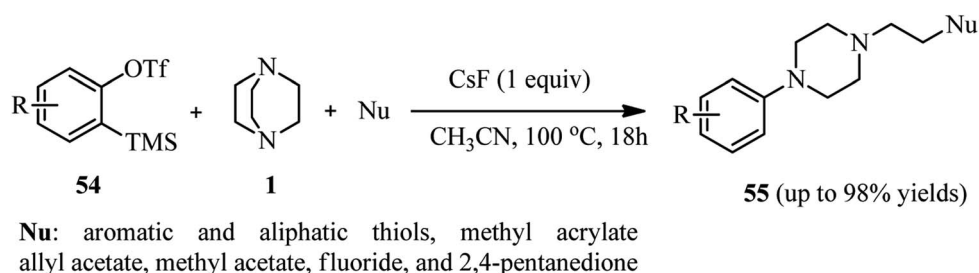
1 : 1 : 1 molar ratio to increase the diversity of the reaction and solubility of the products. In addition, quinuclidine was applied successfully instead of DABCO in this protocol. Other cyclic tertiary amines such as *N*-methylmorpholine and *N*-methylpiperidine did not show any evidence of ring cleaved products. They also have shown that the reaction of **47** with DABCO in 1 : 2 molar ratio afforded the bis piperazino product **49** in 56% yield *via* two DABCO ring opening reactions by chloride attack. The cleaved alkyl group of DABCO remains as an alkyl chloride on the product molecule.

Finally, during the introducing of *N*-hydroxypyridine-2(1*H*)-thione (NHPT) **51** at the 6-position of 2'-deoxyguanosine **50** in the presence of DABCO, Vrantza *et al.* observed that the corresponding piperazine substituted nucleoside **53** were obtained as side products in 30–34% yields (Scheme 18).³⁷ In fact, DABCO has dual role as catalyst and reactant in this protocol. The reaction proceeded *via* DABCO attack to the position 6 of the nucleoside **50**, then S-nucleophilic attack of NHPT at the α -C-atom of the positively charged DABCO–purine intermediate, followed by an S_N2 addition and opening of the ethylene DABCO bridge.

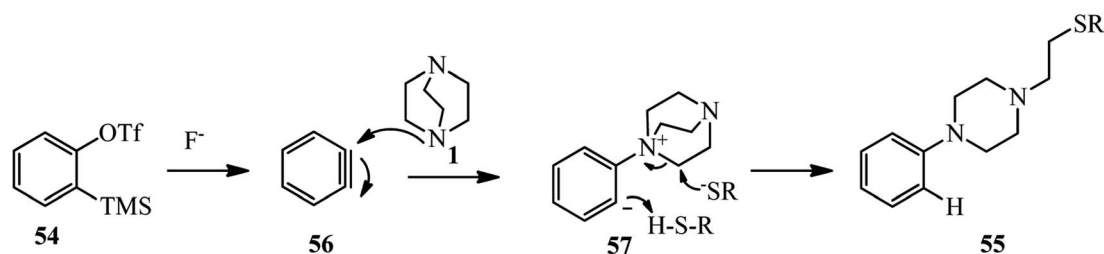
4. Benzynes as activating agents

Benzynes are momentous intermediates for the preparation of significant scaffold in chemistry. Using benzynes as activator for DABCO bond cleavage is developed by Min *et al.*³⁸ For this purpose, a one-pot three-component reaction of an equivalent of a benzyne precursor **54** [2-(trimethylsilyl)phenyl trifluoromethanesulfonate or its derivatives], two equivalents of DABCO **1**, and an excess amount of a nucleophile in the present of an equivalent of CsF in CH₃CN at 100 °C for 18 h was carried out to afford the 2-(4-arylpiperazin-1-yl)ethyl-containing molecules **55** in 18–98% isolated yields. Beside thiols, other nucleophiles such as methyl acrylate, allyl acetate, methyl acetate, fluoride, and 2,4-pentanedione participated well in the DABCO ring opening reaction to form C–O, C–C, and C–F bonds (Scheme 19).

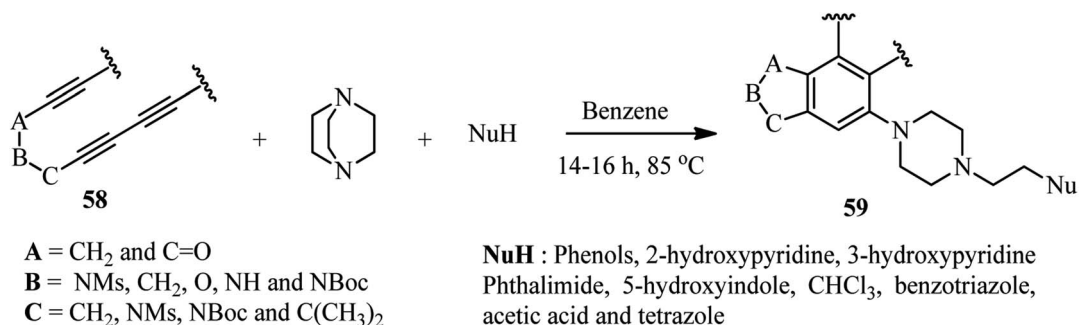
The mechanism of this reaction is proposed in Scheme 20. The benzyne **56** generated *in situ* from *o*-silyl aryl triflates **54** and CsF is attacked by DABCO **1** to generate zwitterion intermediate ammonium salt **57**. The intermediate **57** undergoes ring



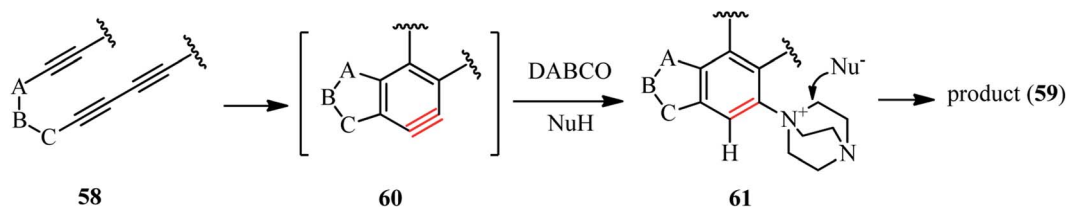
Scheme 19 DABCO bond cleavage by *in situ* prepared benzyne and a nucleophile.



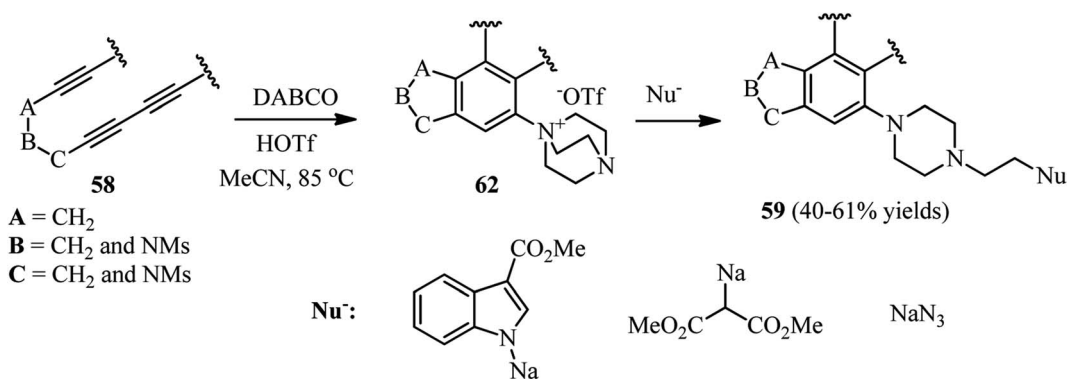
Scheme 20 Proposed mechanism for DABCO bond cleavage by *in situ* prepared benzyne.



Scheme 21 One-pot three-component reaction of polyynes, DABCO, and a protic nucleophile.



Scheme 22 Proposed mechanism for the synthesis of multiheterocyclic products from polyynes, DABCO and nucleophiles.



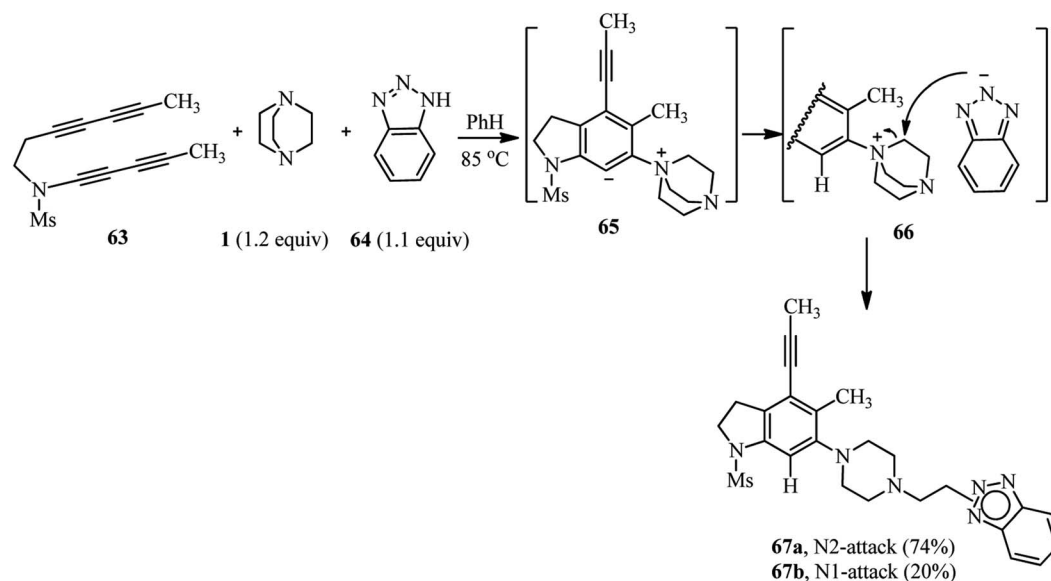
Scheme 23 Reaction of polyynes with DABCO in the presence of triflic acid and subsequent ring opening with a nucleophile.

opening with the aid of a nucleophile to furnish 1-ethyl-4-arylpiperazine derivative 55.

Scheme 21 depicts a facile and highly efficient strategy for the construction of multiheterocyclic compounds which was reported by Ross and Hoye in 2018.³⁹ They have shown that the three-component reaction of a polyyne **58**, DABCO, and a protic nucleophile (NuH) afforded the corresponding multiheterocyclic products **59** in good to high yields (36–74%). Various tri- and tetraynes were applied successfully to construct diversities of fused bicyclic compounds. In addition, various protic nucleophiles such as phenols with electron-donating and

withdrawing groups, hydroxypyridines, 5-hydroxyindole, phthalimide, acetic acid, tetrazole and benzotriazole were introduced in the structure of products. By performing the reaction in chloroform solution, they have shown that chloride (from chloroform) can be introduced in the structure of product and act as nucleophile in the DABCO ring opening step.

They proposed that the thermal cycloisomerization of tethered tri- and tetraynes **58** leads to benzynes **60** under neutral conditions in a hexadehydro-Diels–Alder reaction. In the presence of DABCO and a proton source, the benzyne intermediate **60** converted to ion pair **61**, followed by DABCO ring opening to



Scheme 24 One-pot three component reaction of tetrayne, DABCO and benzotriazole.

afford the products (Scheme 22). The following criteria should be considered for this type of reaction: (i) neither the DABCO or the protic nucleophile should not react with the polyynic precursor faster than its rate of cyclization; (ii) the DABCO should add to the benzyne intermediate faster than the protic nucleophile; (iii) the protic nucleophile should be acidic enough to protonate the intermediate 1,3-zwitterion; and (iv) the conjugate base of H-Nu should be sufficiently nucleophilic to undergo DABCO ring opening. By considering these limitations, a one-pot two-step strategy involving the formation and subsequent nucleophilic ring-opening of the intermediate **61** is recommended.

In addition, they have shown that by using HOSO_2CF_3 as protic nucleophile in the same reaction, the corresponding DABCO ammonium triflate intermediates **62** can be obtained, which is suitable intermediate for ring opening by various nucleophiles including sodium salts of methyl indole-3-carboxylate, dimethylmalonate, and azide (Scheme 23).

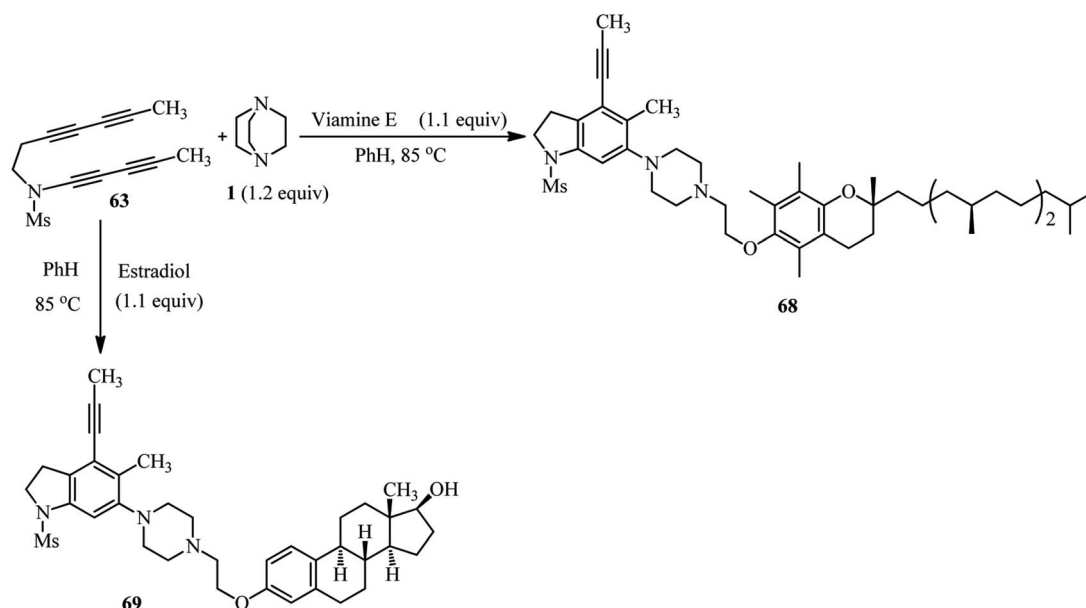
The same authors have shown that trapping of the *in situ* prepared benzyne from tetrayne **63** with DABCO in the presence of benzotriazole **64** furnish the 1,3-zwitterion **65**, and then the ammonium-benzotriazolide ion pair **66**, which finally undergoes nucleophilic ring opening through the N¹- or N²-position of benzotriazolide to afford the products **67a** (74%) and **67b** (20%), respectively (Scheme 24).⁴⁰ This approach was successfully applied for the functionalization of phenolic natural products such as vitamin E and estradiol. By heating tetrayne (1 equiv.), DABCO (1.2 equiv.), and vitamin E (1.1 equiv.) (Scheme 25, right) or estradiol (1.1 equiv.) (Scheme 25, down) in benzene at 85 °C, the corresponding products **68** and **69** were obtained in 64% and 79%, respectively. Although estradiol contains both alcoholic and phenolic groups in the structure as potential nucleophiles, the reaction proceeded chemoselectively *via* the phenolic group.

5. Transition-metal catalyzed DABCO bond cleavage

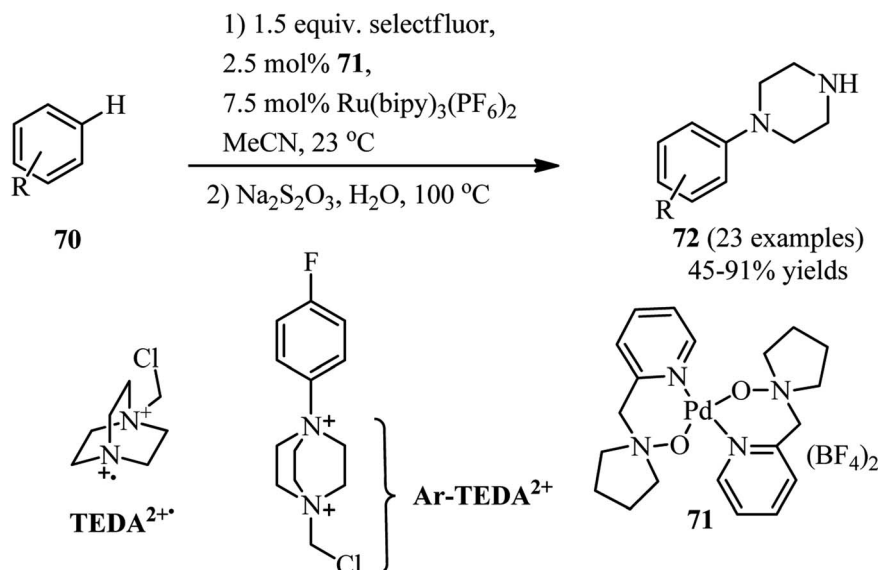
Transition-metal catalyzed C–H activation in aryl rings or C–X activation in aryl and vinyl halides is an efficient strategy for the synthesis of DABCO salts suitable for C–N bond cleavage. For this purpose, a one-pot two-step procedure for the regioselective synthesis of aryl piperazines **72** from the corresponding C–H compounds and Selectfluor® as DABCO derivative is developed by Boursalian *et al.* under irradiation-free conditions (Scheme 26).⁴¹ This reaction was catalyzed by a dual catalyst combination: a palladium complex **71** (2.5 mol%) and $\text{Ru}(\text{bipy})_3(\text{PF}_6)_2$ (7.5 mol%). They hypothesized that a single-electron reduction of Selectfluor® provided the corresponding doubly cationic radical $\text{TEDA}^{2+\cdot}$ (TEDA, *N*-(chloromethyl)triethylenediamine), which is capable to undergo radical aromatic substitution to give *N*-aryl-*N'*-chloromethyldiazoniabicyclo [2.2.2]octane salts (Ar-TEDA^{2+}). The reaction was continued by reduction of Ar-TEDA^{2+} compounds by sodium thiosulfate. Various arenes including five- and six-membered (hetero)arenes undergo piperazination in this protocol. The site of piperazination can be determined by directing group on the aromatic system.

Cu(I)-catalyzed synthesis of *N*-alkyl-*N'*-aryl-piperazines **73** *via* a one-pot three-component reaction of DABCO, alkyl halides, and aryl halides is reported by Yavari *et al.* in 2014. The reactions were carried out in the presence of a catalytic amount of copper iodide (5 mol%) and $\text{KO}t\text{Bu}$ as base in DMSO at 65 °C. Alkyl chlorides and bromides and aryl bromides and iodides were applied successfully in this protocol to afford the unsymmetrical piperazines in high to excellent yields (Scheme 27).⁴²

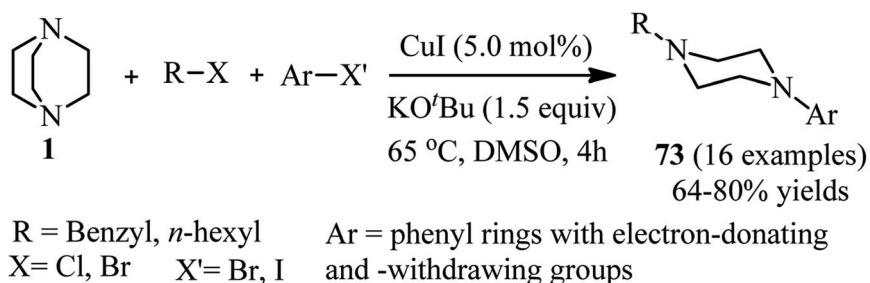
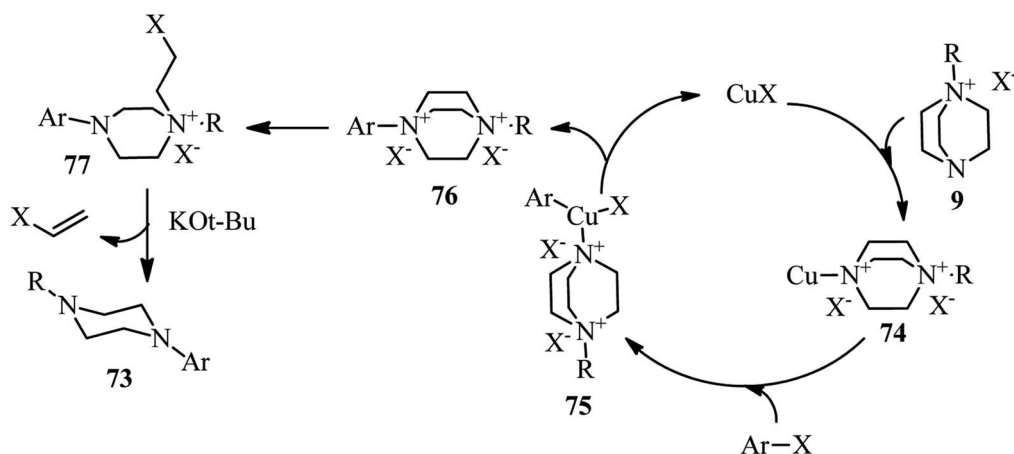
The proposed mechanism by authors is depicted in Scheme 28. They proposed that the crucial step is the formation of DABCO salt **9**. This salt then coordinated to CuI *via* free



Scheme 25 Utilization of phenolic natural products as nucleophiles in benzyne-activated DABCO bond cleavage.



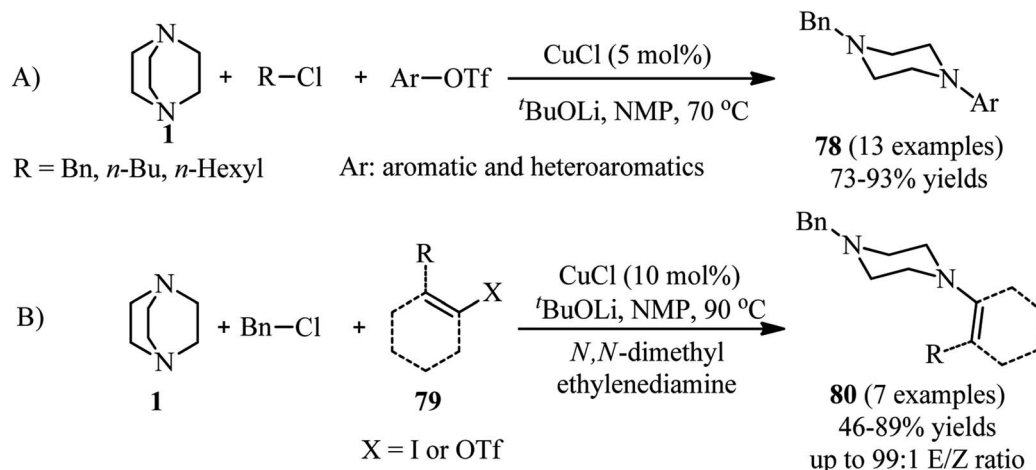
Scheme 26 Transition-metal catalyzed piperazination of arenes.

Scheme 27 Cu(I)-catalyzed synthesis of *N*-alkyl-*N'*-aryl-piperazines.Scheme 28 Proposed mechanism for Cu(I)-catalyzed synthesis of *N*-alkyl-*N'*-aryl-piperazines.

nitrogen atom to afford the intermediate **74**. Then, aryl halide could be oxidatively added to the Cu(I)-complex **74** to form Cu(III)-intermediate **75**. Reductive elimination of the intermediate **75** could provide the ammonium salt **76**. This intermediate undergoes nucleophilic displacement by chloride ion to afford the intermediate **77**, followed by Hofmann elimination in

the presence of a base to furnish the final product **73**. The proposed mechanism is supported by the fact that iodoethylene can be detected in GC-MS analysis.

In addition, the synthesis of unsymmetrical piperazines with the same strategy is further developed by Ghazanfarpour-Darjani and coworkers.⁴³ They have utilized alkyl chlorides,

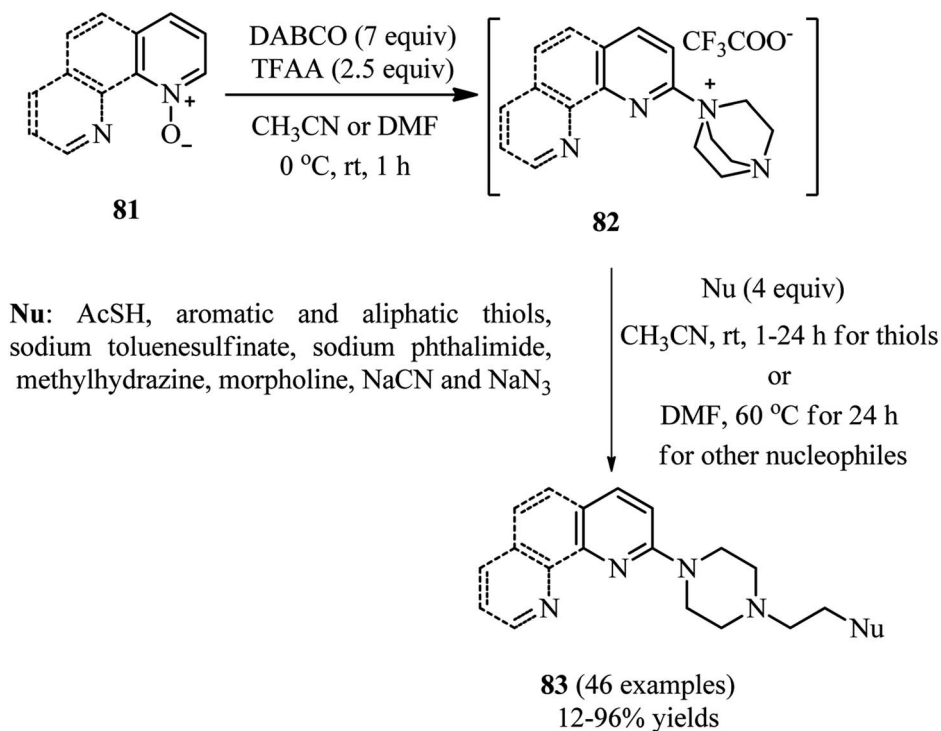


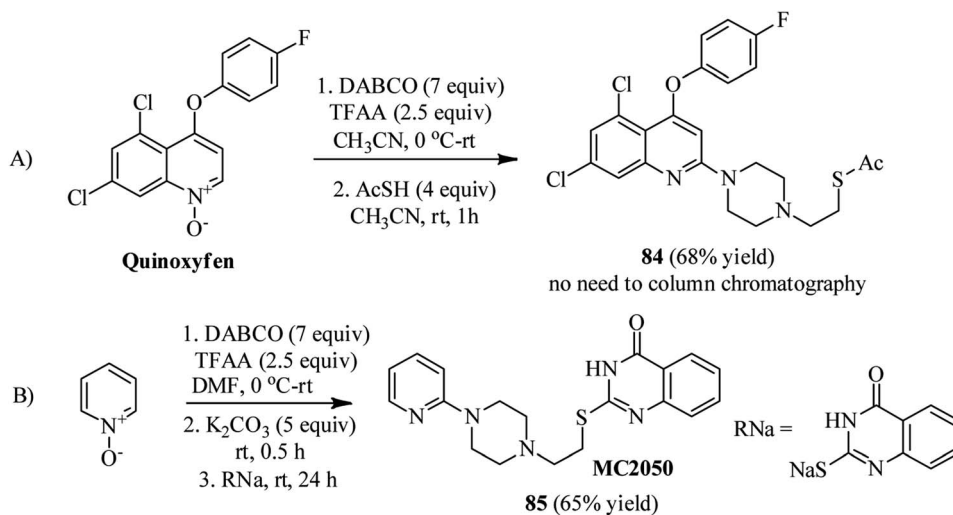
Scheme 29 Cu(I)-catalyzed synthesis of piperazines using aryl triflates or alkenyl iodides (triflates).

aryl(heteroaryl) triflates and DABCO under optimal reaction conditions [CuCl (5 mol%), *t*-BuOLi (1.5 equiv.), and NMP as solvent at 70 °C for 14 h] to provide *N*-alkyl-*N'*-aryl (heteroaryl) piperazines **78** in 73–93% yields. They also concluded that by using alkenyl triflates **79** instead of aryl triflates or aryl iodides, the corresponding *N*-alkyl-*N'*-alkenyl piperazines **80** can be prepared in 46–89% yields. The use of *N,N*-dimethyl ethylenediamine as ligand and performing the reactions at higher temperature (90 °C) is crucial for this reaction. Both external and internal alkenyl iodides (triflates) are suitable substrates in this protocol (Scheme 29).

6. Pyridine-*N*-oxides as activating agents

Bugaenko *et al.* reported that the quaternary *N*-(2-pyridyl)-DABCO salts **82** can be simply prepared by the reaction of heterocyclic *N*-oxides **81** with DABCO in the presence of an activating agent such as TFAA at 0 °C to rt for 1 h. This intermediate **82** can be simply react with diversities of nucleophiles such as thioacetic acid, aromatic and aliphatic thiols, phthalimide, methylhydrazine, morpholine, sodium cyanide, sodium benzenesulfinate to give the functionalized *N*-(2-pyridyl)-*N'*-ethylpiperazines **83** in moderate to excellent yields (12–96%) *via*

Scheme 30 DABCO bond cleavage using pyridine-*N*-oxides, TFAA and a nucleophile.



Scheme 31 Synthesis of functionalized Quinoxifen–piperazine and MC2050 starting from pyridine-*N*-oxides.

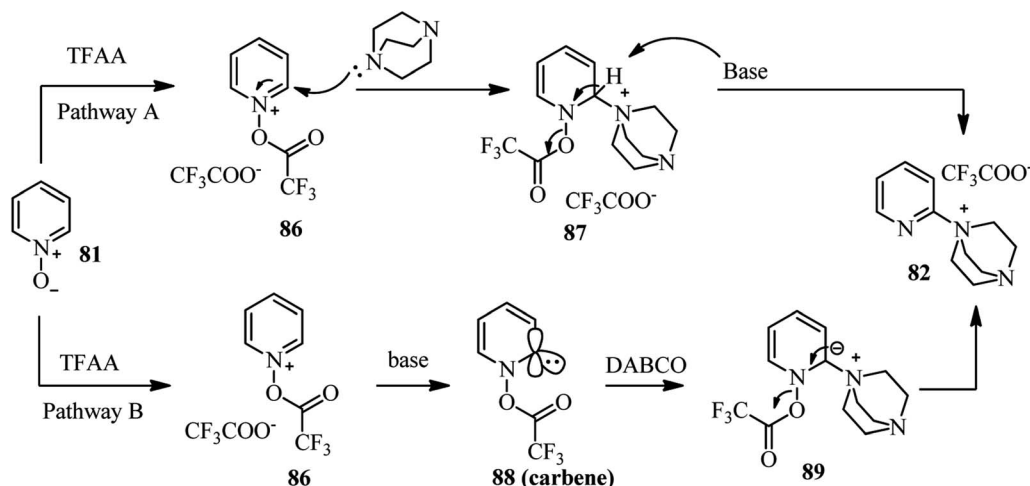
DABCO ring opening reaction (Scheme 30).⁴⁴ Diversely substituted pyridine *N*-oxides, quinolone-*N*-oxides, and 1,10-phenanthroline 1-oxide were applied successfully in this protocol. In addition, they have confirmed that many nucleophile-sensitive and synthetically valuable functional groups including halide, ester, amide, and nitrile were perfectly tolerated in this protocol. The main advantages of this protocol including operationally simple, metal-free, one-pot synthetic procedure, mild reaction conditions, high positional selectivity, and excellent functional group tolerance are noteworthy. The potential of this protocol for the synthesis of drug-like molecules **84–85** were examined for the late stage functionalization of Quinoxifen and for one-pot synthesis of MC2050, a potent PARP-1 inhibitor, in reasonable isolated yield 65% *versus* 45% in two-step process (Scheme 31).⁴⁵

Two reaction pathways for the preparation of the intermediate **82** are recommended by authors (Scheme 32). In both cases, activation of *N*-oxide by TFAA was considered as initial event which enhance both electrophilicity and CH-acidity of the

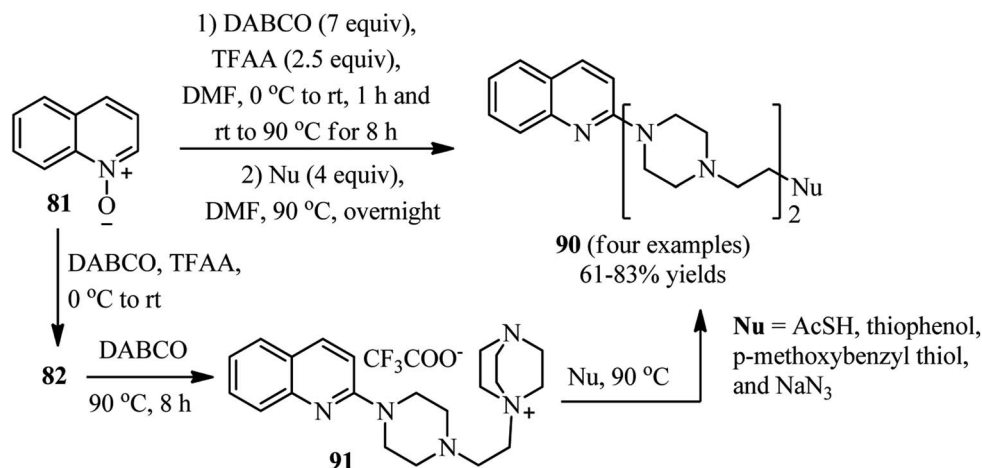
C-2 position in pyridine ring. Then, DABCO attack to the C-2 position of **86**, followed by deprotonation/aromatization provides the intermediate **82** (Scheme 32, pathway A). Alternatively, abstraction of the acidic hydrogen in position C-2 of the pyridine ring in **86** by DABCO can provide carbene **88** which is active electrophilic specie toward nucleophilic attack by DABCO. Finally, aromatization provides the salt **82** (Scheme 32, pathway B).

The same group also described that by varying the reaction conditions including raising the reaction temperature and time in both steps of the reaction (0 °C rt for 1 h and rt-90 °C for 8 h for the first step; 90 °C for overnight for the second step), it is possible to prepared the potential biologically active heterocyclic compounds **90** comprising bis(ethylpiperazine) motif. They hypothesized that the ammonium salt **91** acts as intermediate in this protocol and is reactive for further ring opening (Scheme 33).⁴⁴

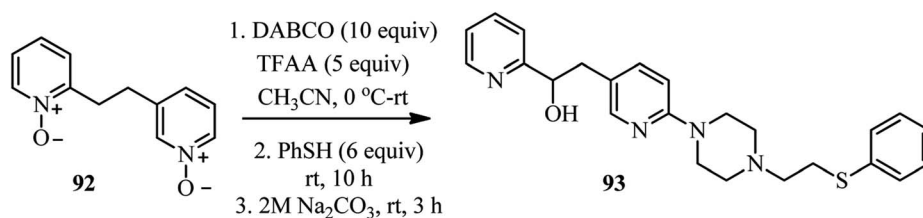
Interestingly, they have also shown that by using bis-*N*-oxide **92** containing two alkylated pyridine moieties in the standard protocol described in the Scheme 30, the corresponding



Scheme 32 Proposed mechanisms for the synthesis of *N*-(2-pyridyl)-DABCO salt from pyridine-*N*-oxide.



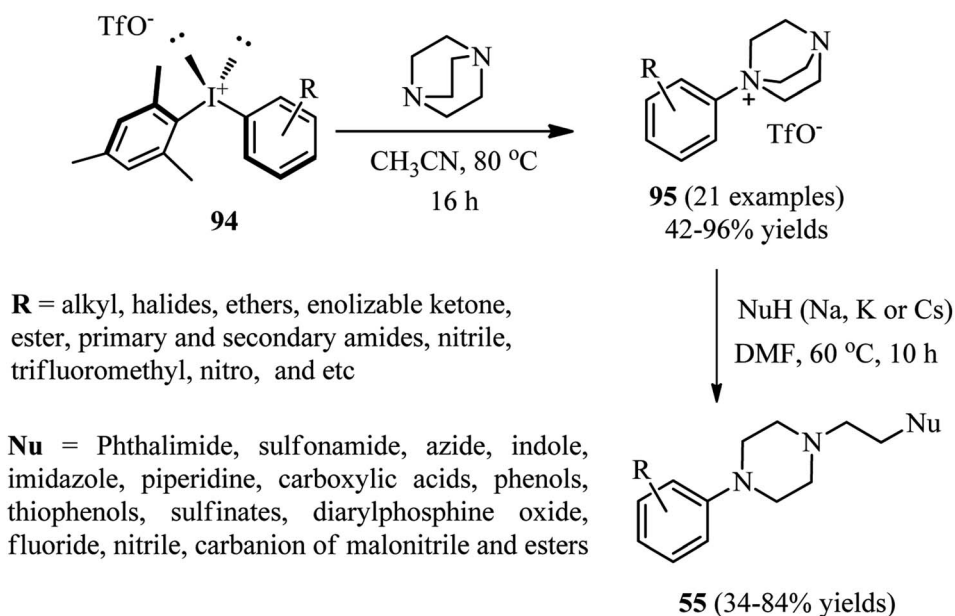
Scheme 33 Synthesis of quinolones containing bis(ethylpiperazine) motif.

Scheme 34 Using bis-*N*-oxide in DABCO bond cleavage reaction.

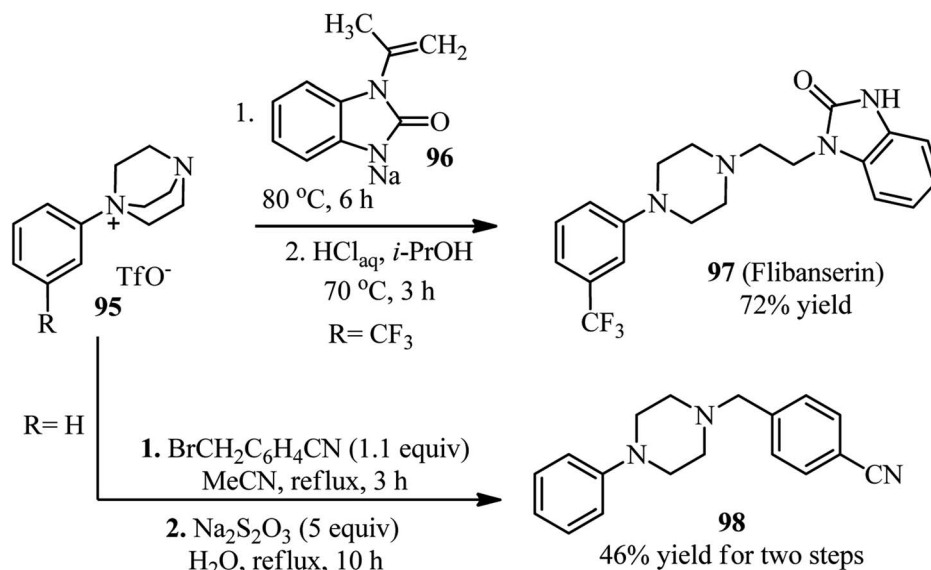
complex heterocyclic compound **93** was obtained in 76% yield and complete regioselectivity (Scheme 34). They described that while the 3-alkylpyridine part reacted in the typical manner to produce a substituted piperazine, the 2-alkylpyridine fragment underwent the Boekelheide reaction, to afford the hydroxyl group after hydrolysis.⁴⁴

7. Diaryliodonium triflates as activating agents

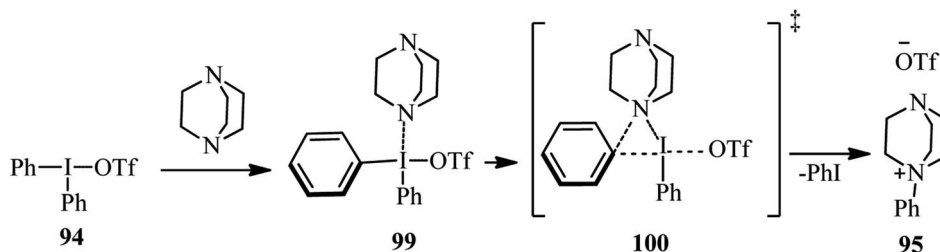
Recently, Karchava *et al.* introduced the diaryliodonium salts **94** as efficient arylating agents for a tertiary sp³-nitrogen.⁴⁶ For this purpose, reaction of DABCO **1** (1 equiv.) with various aryl(mesityl)iodonium triflates **94** (2 equiv.) was carried out in



Scheme 35 Aryl(mesityl)iodonium triflates as activating agents for DABCO bond cleavage.



Scheme 36 Synthesis of biologically active compounds from *N*-aryl-DABCO salts.



Scheme 37 Proposed mechanism for the reaction of DABCO with diaryliodonium triflate.

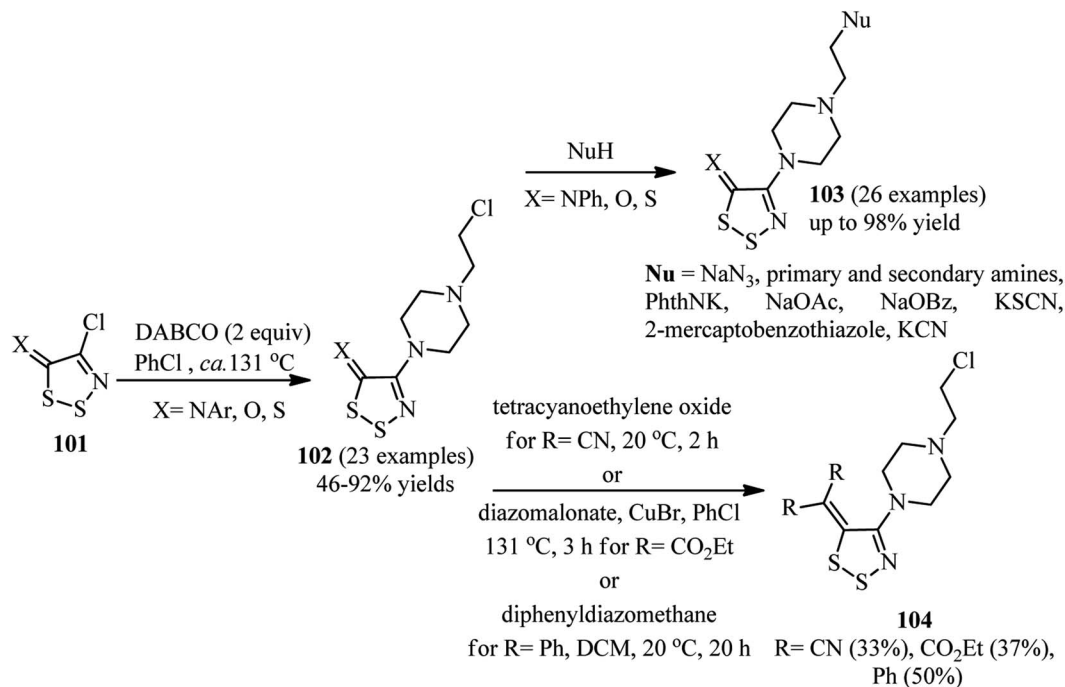
acetonitrile at 80 °C for 16 h to prepare the corresponding *N*-aryl-DABCO salts **95** with both electron-donating and electron-withdrawing groups in different positions of the aryl substituent in 42–96% isolated yields (Scheme 35). In continue, the reaction of salts **95** with various nucleophiles NuH (K, Na, Cs) including phthalimide, sulfonamide, azide, indole-3-carbaldehyde, imidazole, 4-benzylpiperidine, carboxylic acid salts, phenols, thiophenols, diphenylphosphine oxide, sodium benzenesulfinate, fluoride, cyanide, and malonitrile were performed in DMF at 60 °C for 10 h to afford the functionalized piperazines **55** as drug-like scaffolds, ligands, and synthetically useful compounds (Scheme 35). The synthetic usefulness of this protocol was examined for the synthesis of Flibanserin **97**, the active agent of recently approved drug Addyi, in three steps starting from commercially available 1-isopropenylbenzimidazol-2-one **96** and salt **95** ($R = \text{CF}_3$). In addition, they have shown that the reaction of salt **95** with an alkylating agent like *p*-cyanobenzyl bromide, followed by treatment with $\text{Na}_2\text{S}_2\text{O}_3$ afforded the corresponding piperazines **98** in good yield (Scheme 36).

The authors proposed that the reaction of DABCO with diaryliodonium triflate **94** proceeds *via* an initial formation of **99**, followed by a concerted ligand coupling at the iodine center to

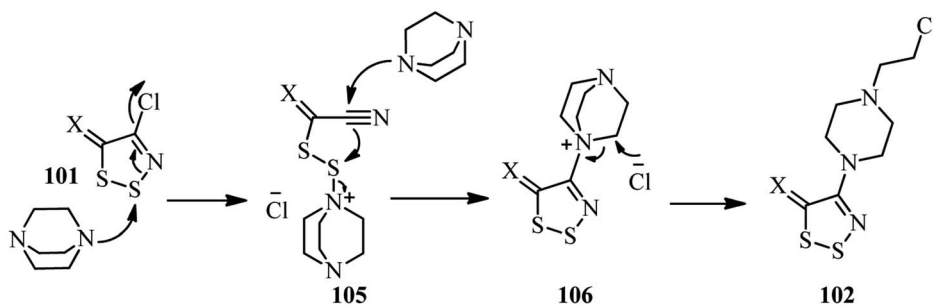
provide the salt **95**. The structure of intermediate **99** was confirmed by X-ray analysis, in which the iodine center adapts a tetracoordinated planar arrangement with an $\text{N}\cdots\text{I}$ bond length of 2.848 Å (Scheme 37).

8. *In situ* prepared nitrile as activating agent

A general method for introducing 4-(2-chloroethyl)piperazinyl group on the C4 position of 1,2,3-dithiazoles is developed by Koyioni *et al.*⁴⁷ They concluded that reaction of *N*-(4-chloro-5*H*-1,2,3-dithiazol-5-ylidene)-anilines or 4-chloro-5*H*-1,2,3-dithiazol-5-one (thione) **101** with DABCO in hot PhCl at 131 °C afforded the corresponding products **102** in high to excellent yields (Scheme 38). After successful synthesis of **102**, their reaction with various nucleophiles such as NaN_3 , primary and secondary amines, potassium phthalimide, sodium acetate, sodium benzoate, potassium thiocyanate, thiols and potassium cyanide were carried out to give the appropriate products **103** with up to 97% isolated yields. While no reaction was occurred between DABCO and various (4-chloro-5*H*-1,2,3-dithiazol-5-ylidene)methanes, the corresponding products **104** were



Scheme 38 Introducing 4-(2-chloroethyl)piperazinyl group on the C4 position of 1,2,3-dithiazoles and their postfunctionalization.



Scheme 39 Proposed mechanism for the reaction of **101** with DABCO.

obtained *via* the C5 postfunctionalization of the 4-(2-chloroethyl)piperazinyl dithiazolethione **102** in modest yields.

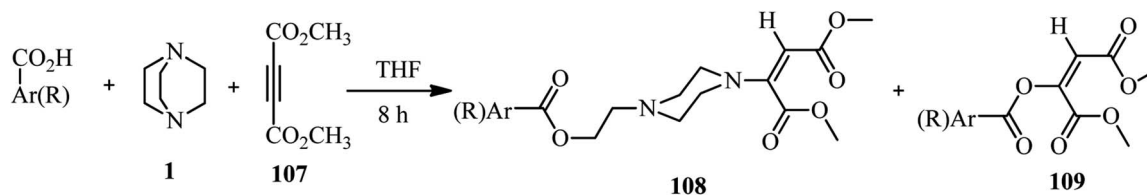
The authors proposed that the reaction proceeded *via* the ring-opening of the 1,2,3-dithiazole **101** by nucleophilic attack of DABCO on the sulfur S₂ to afford the disulfide intermediate **105**. Nucleophilic attack of the second molecule of DABCO to the nitrile group provided an amidine which then cyclizes onto the disulfide **106** to release the initial DABCO. Finally, the DABCO ring opening was occurred by chloride attack. In summary, the reaction proceeded *via* addition of nucleophile, ring-opening, and ring closure mechanism to prepared the corresponding DABCO salt (Scheme 39).

9. Alkynes as activating agent

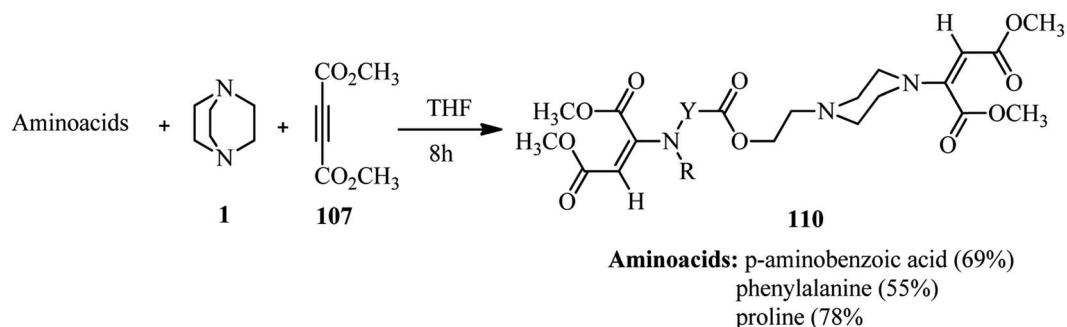
Using alkynes as activator for DABCO ring opening is introduced by Dong and coworkers. They investigated the reaction of DABCO, a carboxylic acid, and an activated alkyne such as

dimethyl acetylenedicarboxylate (DMAD) **107** under catalyst-free conditions in THF (Scheme 40).⁴⁸ Various aromatic and aliphatic carboxylic acids were tolerated in this protocol. Not only DMAD, but also alkyl propiolates were examined as suitable substrates in this protocol. The role of DABCO is important in this protocol; while in the present of a catalytic amount of DABCO the main product is Michael addition of carboxylic acids to the alkynes, by using a stoichiometric amount of DABCO the corresponding piperazine adducts **108** were obtained in moderate to excellent yields. The configuration of the molecule around double bond was examined as *E* by X-ray crystallography.

This protocol was applied for the synthesis of various (un) substituted amino carboxylic acid piperazine derivatives **110** by using amino acids instead of carboxylic acids. In the presence of amino acids, the products with bis(*E*)-1,2-(dimethoxycarbonyl) ethen-1-yl moiety were obtained in high yields (Scheme 41).



Scheme 40 One-pot three-component reaction of DABCO, DMAD and carboxylic acids.

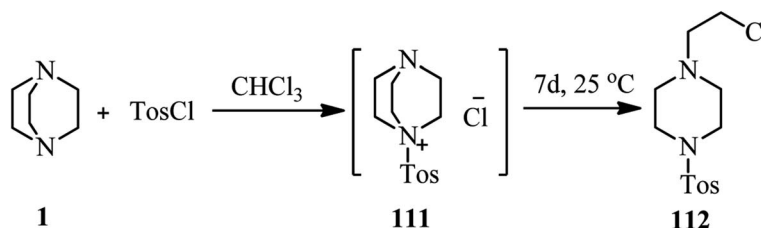


Scheme 41 One-pot pseudo three-component reaction of DABCO, DMAD and amino acids.

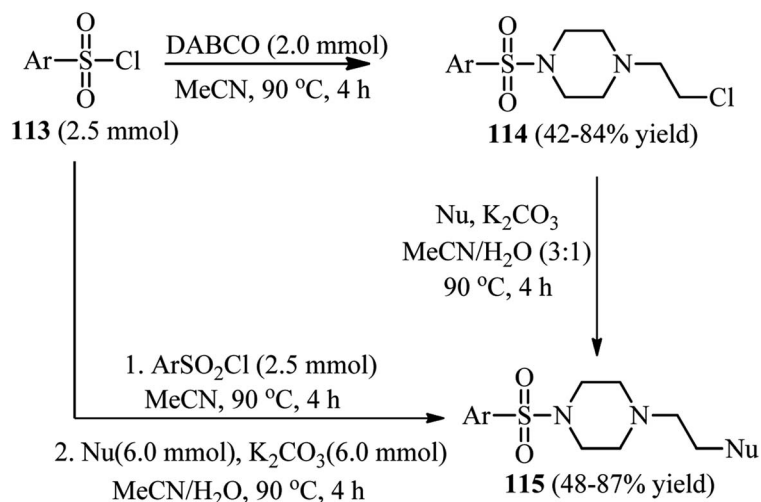
10. Sulfonyl chlorides as activating agents

Although it is well documented that DABCO is an efficient substitute for pyridine in tosylation reactions and for

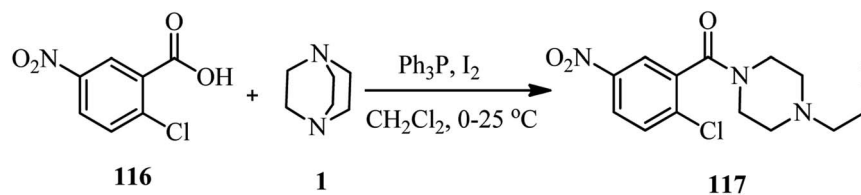
triethylamine in sulfenylation reactions, but Hartung *et al.* have shown that by prolonging the reaction time in these reactions, the corresponding sulfonamide **112** can be isolated as side product *via* DABCO bond cleavage (Scheme 42).⁴⁹



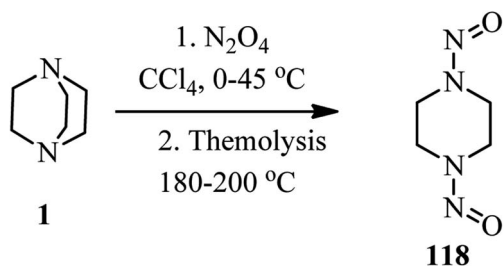
Scheme 42 Reaction of DABCO with tosyl chloride.



Scheme 43 A one-pot or two-pot strategy for the synthesis of 1-(2-substituted ethyl)-4-sulfonylpiperazines.



Scheme 44 Synthesis of piperazines *via* direct amidation of carboxylic acid with DABCO.



Scheme 45 Synthesis of 1,4-dinitrosopiperazine from DABCO and N_2O_4 .

This strategy has been further developed by Fu *et al.* for the synthesis of 1-(2-substituted ethyl)-4-sulfonylpiperazines **115**.⁵⁰ They concluded that these compounds can be simply prepared *via* a two-step protocol by separation of the 1-(2-chloroethyl)-4-sulfonylpiperazine intermediate **114** and then reaction with a nucleophile or *via* a one-pot two-step reaction of DABCO with a sulfonyl chloride, followed by addition of a nucleophile (Scheme 43). While aryl(heteroaryl) sulfonyl chlorides gave moderate to high yields, aliphatic sulfonyl chlorides do not participate in this protocol. Various nucleophiles including thiols, sodium methoxide, potassium thioacetate, potassium thiocyanate, secondary aromatic amines, carboxylic acids, phenols, and sodium benzene sulfinate were applied successfully in this protocol. According to the spectroscopic studies, the authors confirmed that the charge-transfer complex formation between sulfonyl chlorides and DABCO facilitates the C–N bond cleavage of DABCO.

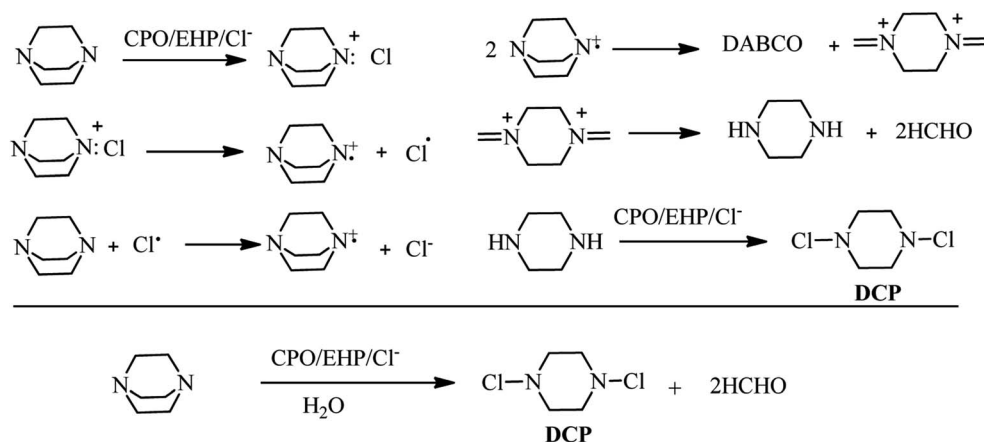
11. Miscellaneous

A metal-free direct amidation of carboxylic acid **116** with tertiary amines in the presence of Ph_3P-I_2 is reported by Phakhodee *et al.* in 2016. They have shown that when DABCO was applied as a nitrogen source in the reaction with an acid, the DABCO ring underwent endocyclic C–N bond cleavage to afford the iodo-substituted amide product **117** in 52% yield (Scheme 44).⁵¹

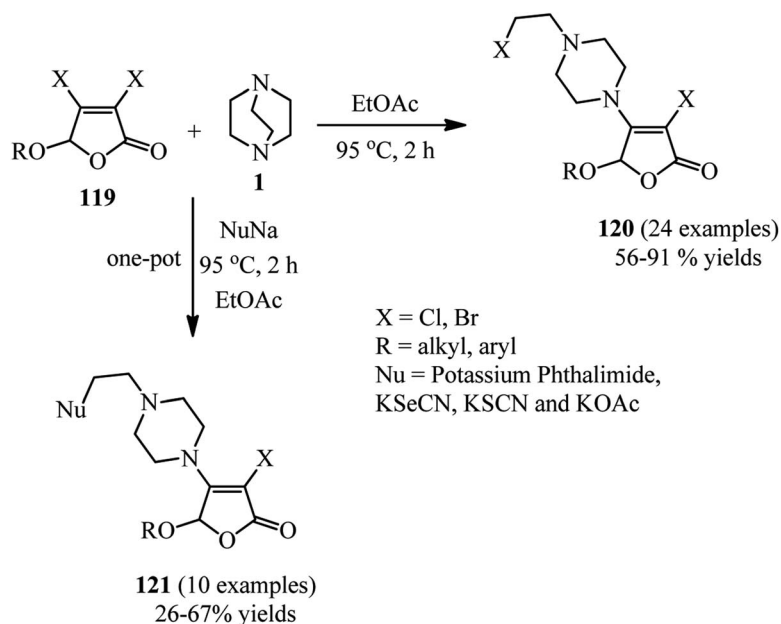
Reaction of DABCO with an excess amount of dinitrogen tetroxide in CCl_4 at 0–40 °C, followed by recrystallisation in ethanol and nitric acid afforded the corresponding diamine dinitrate in 74% isolated yield. Thermolysis of the diamine dinitrate salt at 180–200 °C gave the 1,4-dinitrosopiperazine **118** in low yield (Scheme 45).⁵²

Enzyme-mediated oxidation of DABCO by H_2O_2 or ethylhydroperoxide (EHP) in the presence of chloride Cl^- was published by Sayo *et al.* in 1988. They concluded that reaction of DABCO with chloroperoxidase (CPO)–EHP– Cl^- system at pH = 5 afforded the piperazine, dichloropiperazine (DCP), and formaldehyde as products. According to ESR experiments, they identified that the reaction proceeded *via* formation of DABCO chloroammonium cation, followed by homolysis of the cation (Scheme 46).⁵³

Finally, a green and environmental benign procedure for the synthesis of functionalized 4-ethylpiperazines *via* a 3,4-dihalo-2(5H)-furanone **119** initiated DABCO C–N bond cleavage under catalyst-free conditions is reported by Wu *et al.*⁵⁴ They have shown that reaction of DABCO with a 3,4-dihalo-2(5H)-furanone **119** in ethyl acetate at 95 °C under air atmosphere for 2 h



Scheme 46 Enzyme-mediated oxidation of DABCO by ethylhydroperoxide (EHP).



Scheme 47 Synthesis of piperazines using 3,4-dihalo-2(5H)-furanone.

afforded the corresponding furanone derivatives containing piperazine motif on the 4-position **120** in 56–91% yield with 100% atom economy (Scheme 47). Both 3,4-dibromo-2(5H)-furanone and 3,4-dichloro-2(5H)-furanone are good substrates in this protocol. After successful synthesis of chloroethylpiperazine derivatives, displacement of the chloride in **120** with a nucleophile was carried out *via* a one-pot three-component reaction of DABCO, **119**, and a nucleophile such as potassium salts of phthalimide, selenocyanate, and thiocyanate. The corresponding products **121** were obtained in 26–67% isolated yields.

12. Conclusion

Synthesis of functionalized piperazine derivatives *via* C–N bond cleavage can be conveniently achieved using DABCO as the key substrate. Activation of DABCO with various reagents such as alkyl halides, aryl(heteroaryl) halides, carboxylic acids, diaryliodonium salts, tosyl halides, activated alkynes, benzynes and *etc.* provided the corresponding quaternary ammonium salts of DABCO, which are very good electrophiles for various nucleophiles for C–O, C–S, C–N, C–P and C–C bond formations. Besides pre-activated DABCO salts, the *in situ* activation of DABCO in multicomponent reactions were also applied for efficient synthesis of piperazine derivatives. The importance of functionalized piperazine derivatives in the development of novel drugs and biologically active compounds inspired the organic chemists to employ DABCO bond cleavage technique as a simple and efficient protocol in synthetic organic chemistry for the diversity oriented synthesis of these types of compounds. In this scenario, the dominance of DABCO bond cleavage technique in piperazines synthesis will definitely continue as long as our quest for novel functionalized piperazine derivatives continues.

Conflicts of interest

There are no conflicts to declare.

Acknowledgements

We are grateful to the research council of Kharazmi University for supporting this work (grant number 4/8575 and D/2056).

References

- 1 A. Gomtsyan, *Chem. Heterocycl. Compd.*, 2012, **48**, 7–10, DOI: 10.1007/s10593-012-0960-z.
- 2 M. Baumann and I. R. Baxendale, *Beilstein J. Org. Chem.*, 2013, **9**, 2265–2319, DOI: 10.3762/bjoc.9.265.
- 3 C. Cabrele and O. Reiser, *J. Org. Chem.*, 2016, **81**, 10109–10125, DOI: 10.1021/acs.joc.6b02034.
- 4 E. Vitaku, D. T. Smith and J. T. Njardarson, *J. Med. Chem.*, 2014, **57**, 10257–10274, DOI: 10.1021/jm501100b.
- 5 (a) R. D. Taylor, M. MacCoss and A. D. G. Lawson, *J. Med. Chem.*, 2014, **57**, 5845–5859, DOI: 10.1021/jm4017625; (b) S. Verma and S. Kumar, Review Exploring Biological Potentials of Piperazines, *Med. Chem.*, 2017, **7**, 12–19, DOI: 10.4212/2161-0444.1000425.
- 6 N. Thanban Chandrika, S. K. Shrestha, H. X. Ngo, O. V. Tsodikov, K. C. Howard and S. Garneau-Tsodikova, *J. Med. Chem.*, 2018, **61**, 158–173, DOI: 10.1021/acs.jmedchem.7b01138.
- 7 K. Pytka, A. Rapacz, M. Zygmunt, A. Olczyk, A. Waszkielewicz, J. Sapa and B. Filipek, *Pharmacol. Rep.*, 2015, **67**, 160–165, DOI: 10.1016/j.pharep.2014.08.016.
- 8 M. K. Parai, G. Panda, K. Srivastava and S. K. Puri, *Bioorg. Med. Chem. Lett.*, 2008, **18**, 776–781, DOI: 10.1016/j.bmcl.2007.11.038.

- 9 A. M. Brown, T. L. Patch and A. J. Kaumann, *Br. J. Pharmacol.*, 1991, **104**, 45–48, DOI: 10.1111/j.1476-5381.1991.tb12382.x.
- 10 G. Le Bihan, F. Rondou, A. Pele-Tounian, X. Wang, S. Lidy, E. Touboul, A. Lamouri, G. Dive, J. Huet, B. Pfeiffer, P. Renard, B. Guardiola-Lemaitre, D. Manechez, L. Penicaud, A. Ktorza and J. J. Godfroid, *J. Med. Chem.*, 1999, **42**, 1587–1603, DOI: 10.1021/jm981099b.
- 11 A. Ranise, A. Spallarossa, O. Bruno, S. Schenone, P. Fossa, G. Menozzi, F. Bondavalli, L. Mosti, A. Capuano, F. Mazzeo, G. Falcone and W. Filippelli, *Farmaco*, 2003, **58**, 765–780, DOI: 10.1016/S0014-827X(03)00132-0.
- 12 (a) M. D. T. J. McNair, M. D. F. A. Wibin, E. T. Hoppe, M. D. J. L. Schmidt and M. D. F. A. dePeyster, *J. Surg. Res.*, 1963, **3**, 130–136, DOI: 10.1016/S0022-4804(63)80014-1; (b) C. S. A. Kumar, S. N. Swamy, N. R. Thimmegowda, S. B. B. Prasad, G. W. Yip and K. S. Rangappa, *Med. Chem. Res.*, 2007, **16**, 179–187, DOI: 10.1007/s00044-007-9022-y.
- 13 A. Ahmadi, M. Khalili, A. Nafarie, A. Yazdani and B. Nahri-Niknafs, *Mini-Rev. Med. Chem.*, 2012, **12**, 1282–1292, DOI: 10.2174/138955712802762013.
- 14 J. Guo, H. Tao, A. Alasadi, Q. Huang and S. Jin, *Eat. Weight Disord.*, 2019, **24**, 91–96, DOI: 10.1007/s40519-017-0424-7.
- 15 A. M. Waszkielewicz, M. Kubacka, K. Panczyk, S. Mogilski, A. Siwek, M. Glich-Lutwin, A. Grybos and B. Filipek, *Bioorg. Med. Chem. Lett.*, 2016, **26**, 5315–5321, DOI: 10.1016/j.bmcl.2016.09.037.
- 16 V. F. Petrov and A. I. Pavluchenko, *Mol. Cryst. Liq. Cryst.*, 2003, **393**, 15–29, DOI: 10.1080/15421400390202890.
- 17 M. Zhang, C. Chen, Q. Wang, W. Fu, K. Huang and W. Zhou, *J. Mater. Chem. A*, 2017, **5**, 349–354, DOI: 10.1039/C6TA06037D.
- 18 (a) J. P. Safko, J. E. Kuperstock, S. M. McCullough, A. M. Noviello, X. B. Li, J. P. Killarney, C. Murphy, H. H. Patterson, C. A. Bayse and R. D. Pike, *Dalton Trans.*, 2012, **41**, 11663–11674, DOI: 10.1039/C2DT31241G; (b) C. Santini, M. Pellei, V. Gandin, M. Porchia, F. Tisato and C. Marzano, *Chem. Rev.*, 2014, **114**, 815–862, DOI: 10.1021/cr400135x.
- 19 A. Chaudhari, A. Kuwar, P. Mahulikar, D. Hundiware, R. Kulkarni and V. Gite, *RSC Adv.*, 2014, **4**, 17866–17872, DOI: 10.1039/C4RA01880J.
- 20 S. Watson, M. Nie, L. Wang and K. Stokes, *RSC Adv.*, 2015, **5**, 89698–89730, DOI: 10.1039/C5RA17468F.
- 21 L. Yan, Y. Wang, J. Wei, G. Ji, H. Gu, Z. Li, J. Zhang, Q. Luo, Z. Wang, X. Liu, B. Xu, Z. Wei and C. Q. Ma, *J. Mater. Chem. A*, 2019, **7**, 7099–7108.
- 22 H. Naarmann and H. Pohlemann, *Ger. Offen.*, 1977, 19770518.
- 23 For recent review papers on the synthesis of piperazines: (a) E. K. Gettys, Z. Ye and M. Dai, *Synthesis*, 2017, **49**, 25892604, DOI: 10.1055/s-0036-1589491 and references are therein;; (b) M. Al-Ghorbani, A. B. Bushra, M. S. V. Zabiulla and S. A. Khanum, *Res. J. Pharm. Technol.*, 2015, **8**, 611–628, DOI: 10.5958/0974-360X.2015.00100.6; (c) A. D. Borthwick, *Chem. Rev.*, 2012, **112**, 3641–3716, DOI: 10.1021/cr200398y; (d) Z. Ye, K. E. Gettys and M. Dai, *Beilstein J. Org. Chem.*, 2016, **12**, 702–715, DOI: 10.3762/bjoc.12.70; (e) D. I. Bugaenko, *Chem. Heterocycl. Compd.*, 2017, **53**, 1277–1279, DOI: 10.1007/s10593-018-2205-2.
- 24 H. K. Hall Jr, *J. Org. Chem.*, 1963, **28**, 1223–1224, DOI: 10.1021/jo01036a507.
- 25 V. I. Vysochin and G. V. Shishkin, *Chem. Heterocycl. Compd.*, 1982, **18**, 196–201, DOI: 10.1007/BF00512969.
- 26 N. Maras, S. Polanc and M. Kocevar, *Org. Biomol. Chem.*, 2012, **10**, 1300–1310, DOI: 10.1039/c1ob06676e.
- 27 M. Somei, S. Sayama, K. Naka, K. Shinmoto and F. Yamada, *Heterocycles*, 2007, **73**, 537–554, DOI: 10.3987/COM-07-S(U)31.
- 28 (a) S. D. Ross and M. Finkelstein, *J. Am. Chem. Soc.*, 1963, **85**, 2603–2607, DOI: 10.1021/ja00900a018; (b) S. D. Ross, J. J. Bruno and R. C. Petersen, *J. Am. Chem. Soc.*, 1963, **85**, 3999–4003, DOI: 10.1021/ja00907a020.
- 29 G. Lutze, H. Graubaum, M. Bartoszek, S. Griindemann and S. Flatau, *J. Prakt. Chem.*, 1996, **338**, 564–568, DOI: 10.1002/prac.199633801106.
- 30 B. Kolesinska, K. Barszcz, Z. J. Kaminski, D. Drozdowska, J. Wietrzyk and M. Switalska, *J. Enzyme Inhib. Med. Chem.*, 2012, **27**, 619–627, DOI: 10.3109/14756366.2011.604482.
- 31 H. J. Wang, W. G. Earley, R. M. Lewis, R. R. Srivastava, A. J. Zych, D. M. Jenkins and D. J. Fairfax, *Tetrahedron Lett.*, 2007, **48**, 3043–3046, DOI: 10.1016/j.tetlet.2007.02.114.
- 32 H. J. Wang, Y. Wang, A. J. Csakai, W. G. Earley and R. J. Herr, *J. Comb. Chem.*, 2009, **11**, 355–363, DOI: 10.1021/cc8001662.
- 33 S. G. Gladstone, W. G. Earley, J. K. Acker and G. S. Martin, *Tetrahedron Lett.*, 2009, **50**, 3813–3816, DOI: 10.1016/j.tetlet.2009.04.027.
- 34 Q. Zhu, Q. Yuan, M. Chen, M. Guo and H. Huang, *Angew. Chem., Int. Ed.*, 2017, **56**, 5101–5105, DOI: 10.1002/anie.201612017.
- 35 Q. Zhu, P. Yang, M. Chen, J. Hu and L. Yang, *Synthesis*, 2018, **50**, 2587–2594, DOI: 10.1055/s-0036-1591577.
- 36 N. D. Reddy, A. J. Elias and A. Vij, *J. Chem. Soc., Dalton Trans.*, 1999, 1515–1518, DOI: 10.1039/A809788G.
- 37 D. Vrantza, P. Kaloudis, L. Leondiadis, T. Gimisis, G. C. Vougioukalakis, M. Orfanopoulos, D. Gasparutto, J. Cadet, S. Encinas, C. Paris and M. A. Miranda, *Helv. Chim. Acta*, 2006, **89**, 2371–2386, DOI: 10.1002/hlca.200690220.
- 38 G. Min, J. Seo and H. M. Ko, *J. Org. Chem.*, 2018, **83**, 8417–8425, DOI: 10.1021/acs.joc.8b01058.
- 39 S. P. Ross and T. R. Hoye, *Org. Lett.*, 2018, **20**, 100–103, DOI: 10.1021/acs.orglett.7b03458.
- 40 S. P. Ross and T. R. Hoye, *Nat. Chem.*, 2017, **9**, 523–530, DOI: 10.1038/nchem.2732.
- 41 B. Boursalian, W. S. Ham, A. R. Mazzotti and T. Ritter, *Nat. Chem.*, 2016, **8**, 810–815, DOI: 10.1038/nchem.2529.
- 42 I. Yavari, M. J. Bayat and M. Ghazanfarpour-Darjani, *Tetrahedron Lett.*, 2014, **55**, 5595–5596, DOI: 10.1016/j.tetlet.2014.08.045.
- 43 M. Ghazanfarpour-Darjani, F. Barat-Seftejani, M. Khalaj and S. M. Mousavi-Safavi, *Helv. Chim. Acta*, 2017, **100**, e1700082, DOI: 10.1002/hlca.201700082.
- 44 D. I. Bugaenko, M. A. Yurovskaya and A. V. Karchava, *J. Org. Chem.*, 2017, **82**, 2136–2149, DOI: 10.1021/acs.joc.6b02952.

- 45 L. Mosca, D. Rotili, I. Tempera, A. Masci, M. Fontana, R. Chiaraluce, P. Mastromarino, M. d'Erme and A. Mai, *ChemMedChem*, 2001, **6**, 606–611, DOI: 10.1002/cmdc.201000536.
- 46 D. I. Bugaenko, M. A. Yurovskaya and A. V. Karchava, *Org. Lett.*, 2018, **20**, 6389–6393, DOI: 10.1021/acs.orglett.8b02676.
- 47 M. Koyioni, M. Manoli and P. A. Koutentis, *J. Org. Chem.*, 2016, **81**, 615–631, DOI: 10.1021/acs.joc.5b02497.
- 48 H. R. Dong, Z. B. Chen, R. S. Li, H. S. Dong and Z. X. Xie, *RSC Adv.*, 2015, **5**, 10768–10772, DOI: 10.1039/C4RA14811H.
- 49 J. Hartung, S. Hunig, R. Kneuer, M. Schwarz and H. Wenner, *Synthesis*, 1997, 1433–1438, DOI: 10.1055/s-1997-1372.
- 50 Y. Fu, Q. S. Xu, Q. Z. Li, M. P. Li, C. Z. Shi and Z. Du, *ChemistryOpen*, 2019, **8**, 127–131, DOI: 10.1002/open.201800251.
- 51 W. Phakhodee, S. Wangngae and M. Pattarawarapan, *RSC Adv.*, 2016, **6**, 60287–60290, DOI: 10.1039/C6RA12801G.
- 52 J. H. Boyer and T. P. Pillai, *J. Chem. Soc., Perkin Trans. 1*, 1985, 1661–1664, DOI: 10.1039/P19850001661.
- 53 H. Sayo, M. Hosokawa, E. Lee and K. Kariya, *Chem. Pharm. Bull.*, 1988, **36**, 2485–2489, DOI: 10.1248/cpb.36.2485.
- 54 H. Q. Wu, K. Yang, X. Y. Chen, M. Arulkumar, N. Wang, S. H. Chen and Z. Y. Wang, *Green Chem.*, 2019, **21**, 3782–3788, DOI: 10.1039/C9GC01740B.