


 Cite this: *RSC Adv.*, 2020, 10, 17123

## Palladium supported on triazolyl-functionalized hypercrosslinked polymers as a recyclable catalyst for Suzuki–Miyaura coupling reactions†

 Cijie Liu,‡ Lijuan Zheng,‡ Dexuan Xiang, \* Shasha Liu, Wei Xu, Qionglin Luo, You Shu, Yuejun Ouyang and Hongwei Lin\*

A novel hypercrosslinked polymers-palladium (HCPs-Pd) catalyst was successfully prepared *via* the external cross-linking reactions of substituted 1,2,3-triazoles with benzene and formaldehyde dimethyl acetal. The preparation of HCPs-Pd has the advantages of low cost, mild conditions, simple procedure, easy separation and high yield. The catalyst structure and composition were characterized by N<sub>2</sub> sorption, TGA, FT-IR, SEM, EDX, TEM, XPS and ICP-AES. The HCPs were found to possess high specific surface area, large micropore volume, chemical and thermal stability, low skeletal bone density and good dispersion for palladium chloride. The catalytic performance of HCPs-Pd was evaluated in Suzuki–Miyaura coupling reactions. The results show that HCPs-Pd is a highly active catalyst for the Suzuki–Miyaura coupling reaction in H<sub>2</sub>O/EtOH solvent with TON numbers up to 1.66 × 10<sup>4</sup>. The yield of biaryls reached 99%. In this reaction, the catalyst was easily recovered and reused six times without a significant decrease in activity.

Received 27th March 2020

Accepted 17th April 2020

DOI: 10.1039/d0ra01190h

[rsc.li/rsc-advances](http://rsc.li/rsc-advances)

Heterogeneous catalysts are an attractive and versatile tool in industrial and academic research laboratories because of their unique properties,<sup>1</sup> which include high reactivity, stability, easy separation, purification and good recyclability.<sup>2</sup> Currently, heterogeneous catalysis represents an important field of research in green chemistry<sup>3</sup> that receives frequent attention and witnessed constant development in recent years. However, heterogeneous catalysts normally have inferior catalytic efficiency compared to homogeneous systems because of their long diffusion pathways to catalytic sites and the difference in electron density on active sites.<sup>4</sup> In addition, most recovered heterogeneous catalysts suffer from the sintering and leaching of metals, the loss of surface area and degradation after several reactions under typical reaction conditions.<sup>5</sup> These drawbacks could be overcome by using appropriate catalyst supports that provide a large reaction surface with a proper porous structure.<sup>6</sup>

Hypercrosslinked polymers (HCPs), a type of microporous organic polymer (MOP), are good support materials for noble metals to form heterogeneous catalysts.<sup>6a,7</sup> HCPs have a large number of permanent pores formed by extensive chemical crosslinking. Compared to other MOPs prepared by noble

metal-based catalysts such as Pd, Pt and Ru, the preparation of HCPs is mainly based on acid-catalysed Friedel–Crafts alkylation reactions,<sup>8</sup> which provide quick cross-linking to form strong linkages. These linkages lead to highly crosslinked networks with predominant porosity,<sup>9</sup> resulting in extremely rigid networks that are difficult to collapse.<sup>10</sup> Regarding the synthetic methodology, HCPs are mainly prepared by three methods.<sup>6a</sup> The first method involves post-crosslinked polymer precursors.<sup>11</sup> The Davankov resins, which are the first examples of HCPs, were prepared by Davankov in the 1970s *via* post-crosslinking with external crosslinking agents.<sup>12</sup> The second method is the one-step polycondensation of functional monomers.<sup>13</sup> Recently, the design and synthesis of hypercrosslinked polystyrene and their applications have undergone rapid development. For example, Yang designed microporous poly-triphenylamine networks *via* the oxidative polymerization of triphenylamine and DCX crosslinkers.<sup>14</sup> The third method is external cross-linking reaction.<sup>15</sup> Tan developed the knitting strategy using formaldehyde dimethyl acetal as an external crosslinker to combine with rigid aromatic building blocks through the Friedel–Crafts reaction.<sup>16</sup> Recently, our group synthesized three HCPs based on pyridine-functionalized N-heterocyclic carbene *via* an external cross-linking reaction and applied them in Suzuki–Miyaura coupling reactions.<sup>17</sup> We then prepared HCPs using the readily available raw material, phenanthroline, and used it to catalyse the Heck reaction with good effect.<sup>18</sup> HCPs have been widely used in catalysis, gas storage and separation, and drug release because of the following merits:<sup>19</sup> (i) large surface areas and pores; (ii) superior chemical

*Hunan Engineering Laboratory for Preparation Technology of Polyvinyl Alcohol (PVA) Fiber Material, Key Laboratory of Research and Utilization of Ethnomedicinal Plant Resources of Hunan Province, Huaihua University, Huaihua 418000, China. E-mail: dexuanxiang@126.com; linhongwei1968@163.com*

† Electronic supplementary information (ESI) available: Experimental details, spectral characterization data and supplementary figures. See DOI: 10.1039/d0ra01190h

‡ Cijie Liu and Lijuan Zheng contributed equally to this work.



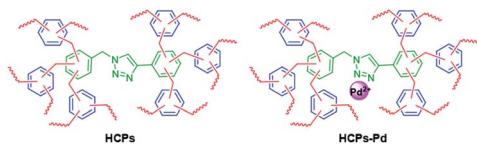


Fig. 1 The structures of HCPs and HCPs-Pd.

and thermal stability; and (iii) low cost and simple and versatile synthetic approach.

1,2,3-Triazoles are one of the most important classes of N-heterocyclic compounds; they have been widely applied in pharmaceutical drugs,<sup>20</sup> bioconjugation,<sup>21</sup> catalysts,<sup>22</sup> materials<sup>23</sup> and synthetic organic chemistry.<sup>23</sup> Due to the large dipole moment in the 1,2,3-triazole unit, many reports have found that 1,2,3-triazoles can coordinate with metals.<sup>24</sup> This property gives 1,2,3-triazoles an important role in the field of catalysis, especially heterogeneous catalysis.<sup>25</sup>

In this paper, we report the preparation of hypercrosslinked polymers-palladium (HCPs-Pd) catalysts based on substituted 1,2,3-triazoles *via* external cross-linking reaction (Fig. 1) along with the utilization of the HCPs-Pd in Suzuki–Miyaura coupling reactions as a recyclable catalyst with high TON number. HCPs-Pd is simply prepared with low cost, mild conditions and easy separation. The catalyst possesses recyclability, high activity and excellent yield, making it useful for Suzuki–Miyaura coupling reactions.

The surface area and pore structure of the HCPs and HCPs-Pd were investigated by nitrogen adsorption analyses at 77.3 K. The nitrogen adsorption and desorption isotherms of the HCPs exhibit type I adsorption–desorption isotherms (Fig. 2), similar to the isotherms of HCPs-Pd. The isotherms show steep nitrogen gas adsorption at low relative pressure ( $P/P_0 < 0.05$ ), which reflects abundant micropores in the polymers.

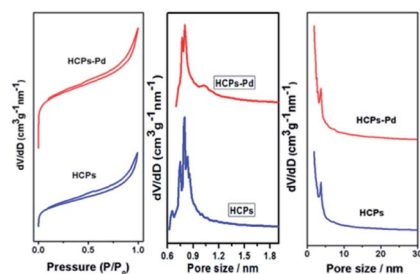


Fig. 2  $N_2$  adsorption–desorption isotherms and the corresponding pore size distributions of HCPs and HCPs-Pd.

Meanwhile, a slight hysteresis loop indicates the presence of some mesopores, and a sharp rise at high pressure ( $P/P_0 = 0.9$ – $1.0$ ) implies a spot of macropores in these materials. The apparent Brunauer–Emmett–Teller surface area ( $S_{\text{BET}}$ ) of the HCPs ( $794 \text{ m}^2 \text{ g}^{-1}$ ) is larger than that of HCPs-Pd ( $731 \text{ m}^2 \text{ g}^{-1}$ ), which can be attributed to the partial filling of the pores in HCPs-Pd with metal (Table 1). These materials were further analyzed by pore-size distribution analysis (Fig. 2). The similar pore sizes of the HCPs and HCPs-Pd implies that the immobilization of palladium on the ESI† did not change the pore-size distribution. The presence of some mesopores and macropores in HCPs-Pd is also essential because they could enable the heterogeneous catalysts upon soaking in a certain solvent. As a result, the catalytically active sites would better contact the substrates. The content of Pd in HCPs-Pd was detected by ICP analysis (Table 1), indicating a Pd content of 1.58%.

HCPs-Pd was then subjected to characterization by X-ray photoelectron spectroscopy (XPS) to investigate the coordination states of palladium species with the ligand triazoles. As shown in Fig. 3, the Pd 3d XPS spectrum of HCPs-Pd indicates that only one state of Pd (the +2 oxidation state rather than the metallic state) is present in the catalyst. This state corresponds to the binding energies of 337.5 and 342.7 eV, which are assigned to  $\text{Pd}^{2+} 3d_{5/2}$  and  $3d_{3/2}$ , respectively. Compared to the homogeneous counterpart  $\text{PdCl}_2$  (337.9 and 343.1 eV), the  $\text{Pd}^{2+}$  binding energy is negatively shifted by 0.4 eV for  $3d_{5/2}$  and  $3d_{3/2}$ , which can be attributed to the coordination with triazoles immobilized on the hypercrosslinked polymers. The results show that  $\text{Pd}^{2+}$  was successfully immobilized successfully on the HCPs by coordination rather than by the physical adsorption of  $\text{Pd}^{2+}$  on the HCP surface.

The thermal stability was assessed by TGA in the temperature range of 40–700 °C with a heating rate of  $20 \text{ }^\circ\text{C min}^{-1}$  in nitrogen. The TGA traces of the HCPs and HCPs-Pd are shown

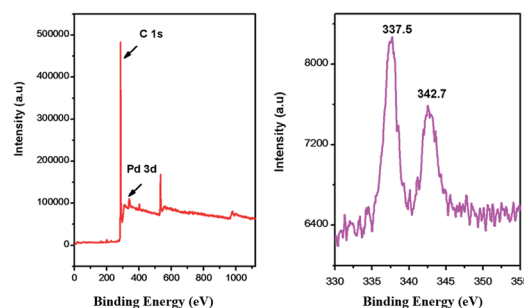


Fig. 3 XPS spectra of HCPs-Pd.

Table 1 Physical properties of HCPs and HCPs-Pd

Sample	$S_{\text{BET}}^a$ [ $\text{m}^2 \text{ g}^{-1}$ ]	$S_{\text{Micro}}^b$ [ $\text{m}^2 \text{ g}^{-1}$ ]	$V_{\text{Micro}}^c$ [ $\text{m}^3 \text{ g}^{-1}$ ]	[Pd] <sup>d</sup> [wt%]
HCPs	794	0	0.280	—
HCPs-Pd	731	547	0.292	1.58

<sup>a</sup> Surface area calculated from the nitrogen adsorption isotherm using the BET method. <sup>b</sup> Micropore volume derived using a *t*-plot method based on the Halsey thickness equation. <sup>c</sup> Total pore volume at  $P/P_0 = 0.99$ . <sup>d</sup> Data were obtained by ICP-AES.

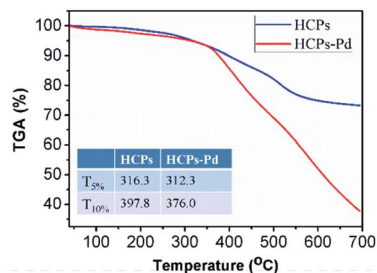


Fig. 4 TGA curves of HCPs and HCPs-Pd.

in Fig. 4 along with the corresponding data analysis. Both materials exhibited good thermal stability up to at least 300 °C. The  $T_{5\%}$  and  $T_{10\%}$  values of HCPs-Pd were clearly lower than those of the HCPs.

To investigate the surface morphologies of the HCPs and HCPs-Pd, these materials were subjected to scanning electron microscopy (SEM). As clearly shown in Fig. 5, numerous pores were distributed on the surfaces of the HCPs, and the surface morphology did not change remarkably after loading with palladium. The compositions of the HCPs and HCPs-Pd were then investigated by energy-dispersive X-ray spectroscopy (EDX; see ESI, Section III†). The results indicate that C, N, Pd and Cl were the major elements in HCPs-Pd. Meanwhile, Pd was distributed in the networks with a high degree of dispersion. Transmission electron microscopy (TEM) was also employed to study the hypercrosslinked polymers, and Pd nanoparticles were found to be uniformly distributed in HCPs-Pd with good dispersion (Fig. 6).

The catalytic activity of the HCPs-Pd catalyst was evaluated in the Suzuki–Miyaura coupling reaction with iodobenzene **1a** and phenylboronic acid **2a** as a model substrate. Initially, we screened solvents including EtOH, DMSO, DMF, toluene, THF, CH<sub>3</sub>CN and H<sub>2</sub>O (Table 2, entries 1–7). When alcohol and DMF were used, the reaction proceeded with moderate yield, while using H<sub>2</sub>O as solvent only provided a yield of 18%. In our previous work, we found that the mixed solvent of water and ethanol is more favorable for this reaction; other studies have also indicated that the addition of some water to the solvent can speed up the conversion and enhance the yield.<sup>26</sup> Next, a series of reactions with the feed volume ratio of EtOH to H<sub>2</sub>O ( $V_{\text{EtOH}} : V_{\text{H}_2\text{O}}$ ) ranging from 4/1 to 1/4 was carried out (entries 8–11). The best yield was obtained at  $V_{\text{EtOH}} : V_{\text{H}_2\text{O}} = 4/1$ . After screening the reaction solvent, a series of experiments was carried out to investigate the reaction conditions, including the base, reaction time, temperature, and the amount of catalyst;




Fig. 5 SEM images of HCPs and HCPs-Pd.




Fig. 6 TEM images of HCPs and HCPs-Pd.

some of the results are summarized in Table 2, entries 12–17. Eventually, the optimal results were obtained when the reaction of **1a** with **2a** was carried out in the presence of NaOH with HCPs-Pd in EtOH/H<sub>2</sub>O (4/1, v/v) at 60 °C for 1.0 h to afford **3a** in 99% yield (entry 8).

Two parallel reactions were conducted under the same conditions as in Table 2 (entry 8) to determine whether the real catalyst was the heterogeneous catalyst or the homogeneous Pd species dissolved in solvent. The two reactions were quenched after the reaction took place for 20 min, and the heterogeneous catalyst was separated from the reaction mixture *via* hot filtration. One of the reactions was separated by column chromatography, affording biphenyl in 75% yield, while the other

Table 2 Optimization of Suzuki–Miyaura reaction<sup>a</sup>

Entry	HCP-Pd	Solvent	Base	Yield <sup>b</sup> (%)
1	1.0	EtOH	NaOH	84
2	1.0	DMSO	NaOH	55
3	1.0	DMF	NaOH	79
4	1.0	Toluene	NaOH	39
5	1.0	THF	NaOH	NR <sup>c</sup>
6	1.0	CH <sub>3</sub> CN	NaOH	Trace
7	1.0	H <sub>2</sub> O	NaOH	18
8	1.0	EtOH/H <sub>2</sub> O (4 : 1)	NaOH	99
9	1.0	EtOH/H <sub>2</sub> O (2 : 1)	NaOH	92
10	1.0	EtOH/H <sub>2</sub> O (1 : 1)	NaOH	89
11	1.0	EtOH/H <sub>2</sub> O (1 : 4)	NaOH	51
12	1.0	EtOH/H <sub>2</sub> O (4 : 1)	K <sub>2</sub> CO <sub>3</sub>	96
13	1.0	EtOH/H <sub>2</sub> O (4 : 1)	K <sub>3</sub> PO <sub>4</sub>	98
14	1.0	EtOH/H <sub>2</sub> O (4 : 1)	CS <sub>2</sub> CO <sub>3</sub>	95
15	1.0	EtOH/H <sub>2</sub> O (4 : 1)	Na <sub>2</sub> CO <sub>3</sub>	69
16	1.0	EtOH/H <sub>2</sub> O (4 : 1)	Et <sub>3</sub> N	Trace
17	0.5	EtOH/H <sub>2</sub> O (4 : 1)	NaOH	76

<sup>a</sup> Reaction conditions: **1a** (2.5 mmol), **2a** (3.5 mmol), HCPs-Pd (1.0 mg,  $1.5 \times 10^{-4}$  mmol), 60 °C, 1.0 h. <sup>b</sup> Isolated yields. <sup>c</sup> No reaction.

Table 3 Comparison of HCP-Pd with other catalysts for Suzuki–Miyaura reaction

Entry	Catalyst	React condition	Yield	TON <sup>a</sup> ( $\times 10^3$ )
1	KAPs(Ph-PPh <sub>3</sub> )-Pd	K <sub>3</sub> PO <sub>4</sub> ·3H <sub>2</sub> O, H <sub>2</sub> O/EtOH, 80 °C	98%	0.141 (ref. 7a)
2	Poly-NHC-2-Pd	K <sub>3</sub> PO <sub>4</sub> ·3H <sub>2</sub> O, H <sub>2</sub> O/EtOH, 80 °C	99%	1.737 (ref. 8d)
3	Pd/SMP-PhPh <sub>3</sub>	K <sub>3</sub> PO <sub>4</sub> ·3H <sub>2</sub> O, H <sub>2</sub> O/EtOH, 80 °C	99%	2.04 (ref. 27)
4	HCP-Pd-I	K <sub>3</sub> PO <sub>4</sub> , H <sub>2</sub> O, 80 °C	95%	0.123 (ref. 17)
5	MOPs-Pd-I	K <sub>3</sub> PO <sub>4</sub> , H <sub>2</sub> O/EtOH, 80 °C	97%	0.206 (ref. 18)
6	HCPs-bipy-Pd-I	K <sub>2</sub> CO <sub>3</sub> , EtOH, 80 °C	97%	0.425 (ref. 28)
7	HCPs-Pd	NaOH, EtOH, 60 °C	99%	16.6 [this work]

<sup>a</sup> TON number was calculated from the reported data.

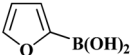
reaction was allowed to react for another 40 min at the same temperature, affording biphenyl in 77% yield. The similar yields of biphenyl for the two reactions suggest that the real catalyst was the heterogeneous catalyst rather than the homogeneous Pd species leached from HCPs-Pd.

The results obtained in this work were compared with previous catalysts synthesized *via* external cross-linking reactions (Table 3). Various parameters such as base, solvent, temperature, yield and TON number were compared. As shown in Table 3, the yield of the product varied from 95% to 99%, indicating that microporous organic polymers synthesized by

external cross-linking reactions are good platforms to support palladium species as catalysts for Suzuki–Miyaura reaction. This may be due to the large number of micropores in the microporous polymer, which can help improve the dispersion of palladium nanoparticles. However, the reported catalyst TON values range from 0.123 to  $2.04 \times 10^3$  (Table 3, entries 1–6); the TON value in this work reached  $16.6 \times 10^3$ , indicating promising application potential.

Having established the optimal conditions for the reaction, we investigated the reaction scope. Thus, a series of aryl boronic acids **2** were subjected to substrate **1**; some of the results are summarized in Table 4. All the reactions proceeded smoothly to give the corresponding biphenyls **3b–I** with excellent yields and TON values. Chlorobenzene was also applied in this reaction, but the result was not satisfactory. The TON values and isolated yields of the products demonstrate the practicality and efficiency of HCPs-Pd in the Suzuki–Miyaura reaction.

Table 4 Suzuki–Miyaura reaction catalysed by HCPs-Pd-I<sup>a</sup>

Entry	R <sup>1</sup>	X	R <sup>2</sup>	3	Yield <sup>b</sup> (%)	TON ( $\times 10^4$ )
1	H	I	H	<b>3a</b>	99	1.66
2	H	I	2-Me	<b>3b</b>	96	1.61
3	H	I	3-Me	<b>3c</b>	96	1.61
4	H	I	4-Me	<b>3d</b>	99	1.66
5	H	I	2-F	<b>3e</b>	94	1.58
6	H	I	3-F	<b>3f</b>	95	1.60
7	H	I	4-F	<b>3g</b>	92	1.55
8	H	I	4-CN	<b>3h</b>	94	1.58
9	4-Me	I	H	<b>3d</b>	99	1.66
10	4-OMe	I	H	<b>3i</b>	97	1.63
11 <sup>c</sup>	3,5-(Me) <sub>2</sub>	I	H	<b>3j</b>	97	1.63
12	4-CN	I	H	<b>3h</b>	93	1.56
13	H	Br	H	<b>3a</b>	93	1.56
14	H	Br	4-Me	<b>3d</b>	94	1.60
15	H	Br	4-F	<b>3g</b>	92	1.55
16	H	Br	4-CN	<b>3h</b>	93	1.56
17	4-Me	Br	H	<b>3d</b>	95	1.60
18	2-Me	Br	H	<b>3b</b>	92	1.55
19	3-Me	Br	H	<b>3c</b>	93	1.56
20	H	CH <sub>2</sub> Br	H	<b>3k</b>	91	1.53
21	H	I		<b>3l</b>	92	1.55

<sup>a</sup> Reaction conditions: **1a** (2.5 mmol), **2a** (3.3 mmol), NaOH (3.3 mmol), HCPs-Pd (1.0 mg), EtOH/H<sub>2</sub>O (10 mL), 60 °C, 1.0 h. <sup>b</sup> Isolated yields. <sup>c</sup> The reaction time was 3.0 h.

## Reusability test

The reusability is a very important property of a supported catalyst.<sup>29</sup> Thus, we investigated the recycling performance of HCPs-Pd in Suzuki–Miyaura reaction with **1a** and **2a**. First, the reaction was carried out in the presence of NaOH with HCPs-Pd as a catalyst under the optimized conditions. The catalyst was then recovered by filtering, washing with water and methanol, and drying in a vacuum oven for 3.0 h. The recovered HCPs-Pd was reused in the reaction six times, affording biphenyl in 99–95% yields with no remarkable decrease in yield (Fig. 7). The recovered catalyst was analyzed by SEM and EDX (see ESI†). The SEM images indicated that the recovered catalyst retained

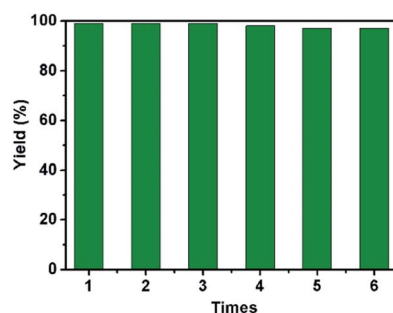


Fig. 7 Recyclability test of HCPs-Pd in Suzuki–Miyaura reaction.

numerous pores on its surface. EDX revealed the Pd was still uniformly distributed on the HCPs without obvious agglomeration. In the last cycle, the palladium concentration in the filtrate was calculated by AAS to be  $10 \mu\text{g L}^{-1}$ . The very small amount of Pd in solution demonstrates that little metal leaching occurred in the reaction medium.

## Conclusion

In summary, we have prepared a novel heterogeneous catalyst supported on hypercrosslinked polymers. The catalyst was synthesized *via* the external cross-linking reaction of substituted 1,2,3-triazoles with benzene and formaldehyde dimethyl acetal. The structure and composition of the catalyst were characterized by FT-IR,  $\text{N}_2$  sorption, TGA, SEM, EDX, TEM, XPS and ICP-AES. The results show that HCPs-Pd exhibits high specific surface area, large microporous volume, chemical and thermal stability, and good dispersion of palladium chloride. The catalytic performance of HCPs-Pd was evaluated in Suzuki–Miyaura coupling reactions. The results show that HCPs-Pd is a highly active catalyst for the Suzuki–Miyaura coupling reaction, affording biaryl products with TON values reaching  $1.66 \times 10^4$ . In this reaction, the catalyst could be reused six times without any obvious loss of catalytic activity.

## Conflicts of interest

The authors declare that there are no conflicts of interest.

## Acknowledgements

This research was financially supported by the Natural Science Foundation of Hunan Province (No. 2018JJ3409), Scientific Research Program of Huaihua University (No. HHUY2019-05), Scientific Research Fund of Hunan Provincial Education Department (17A166), the Foundation of Huaihua University Double First-rate Applied Characteristic Discipline Construction Projects of Materials Science and Engineering (No. 19CKA003), and the Foundation of Hunan Double First-rate Discipline Construction Projects (No. YYZW2019-02).

## Notes and references

- (a) Y. Kobayashi, Y. Tang, T. Kageyama, H. Yamashita, N. Masuda, S. Hosokawa and H. Kageyama, *J. Am. Chem. Soc.*, 2017, **139**, 18240–18246; (b) L. C. Liu and A. Corma, *Chem. Rev.*, 2018, **118**, 4981–5079; (c) C. Coperet, A. Comas-Vives, M. P. Conley, D. P. Estes, A. Fedorov, V. Mougel, H. Nagae, F. Nunez-Zarur and P. A. Zhizhko, *Chem. Rev.*, 2016, **116**, 323–421; (d) J. L. Wang and Z. Y. Bai, *Chem. Eng. J.*, 2017, **312**, 79–98; (e) H. Ishitani, K. Kanai, W. J. Yoo, T. Yoshida and S. Kobayashi, *Angew. Chem., Int. Ed.*, 2019, **58**, 13313–13317; (f) H. Miyamura, F. Tobita, A. Suzuki and S. Kobayashi, *Angew. Chem., Int. Ed.*, 2019, **58**, 9220–9224; (g) M. Tamura, N. Yuasa, J. Cao, Y. Nakagawa and K. Tomishige, *Angew. Chem., Int. Ed.*, 2018, **57**, 8058–8062.
- (a) L. R. Chen, D. Leslie, M. G. Coleman and J. Mack, *Chem. Sci.*, 2018, **9**, 4650–4661; (b) T. Ichikawa, M. Mizuno, S. Ueda, N. Ohneda, H. Odajima, Y. Sawama, Y. Monguchi and H. Sajiki, *Tetrahedron*, 2018, **74**, 1810–1816; (c) Q. X. Liu, Z. L. Hu, S. C. Yu, Z. X. Zhao, D. C. Wei and H. L. Li, *ACS Omega*, 2018, **3**, 4035–4047; (d) A. Elhage, B. W. Wang, N. Marina, M. L. Marin, M. Cruz, A. E. Lanterna and J. C. Scaiano, *Chem. Sci.*, 2018, **9**, 6844–6852; (e) Z. Jia, K. Wang, B. Tan and Y. Gu, *ACS Catal.*, 2017, **7**, 3693–3702.
- (a) E. Chiurchiu, S. Gabrielli, R. Ballini and A. Palmieri, *Green Chem.*, 2017, **19**, 4956–4960; (b) A. Kokel, C. Schafer and B. Torok, *Green Chem.*, 2017, **19**, 3729–3751; (c) S. Verma, R. B. N. Baig, M. N. Nadagouda, C. Len and R. S. Varma, *Green Chem.*, 2017, **19**, 164–168; (d) I. K. M. Yu, X. N. Xiong, D. C. W. Tsang, L. Wang, A. J. Hunt, H. Song, J. Shang, Y. S. Ok and C. S. Poon, *Green Chem.*, 2019, **21**, 1267–1281; (e) J. W. Zhong, Y. P. Xu and Z. M. Liu, *Green Chem.*, 2018, **20**, 2412–2427.
- (a) F. M. Wisser, P. Berruyer, L. Cardenas, Y. Mohr, E. A. Quadrelli, A. Lesage, D. Farrusseng and J. Canivet, *ACS Catal.*, 2018, **8**, 1653–1661; (b) F. M. Wisser, Y. Mohr, E. A. Quadrelli, D. Farrusseng and J. Canivet, *ChemCatChem*, 2018, **10**, 1778–1782.
- (a) S. Kim, E. E. Kwon, Y. T. Kim, S. Jung, H. J. Kim, G. W. Huber and J. Lee, *Green Chem.*, 2019, **21**, 3715–3743; (b) M. D. Argyle and C. H. Bartholomew, *Catalysts*, 2015, **5**, 145–269; (c) P. Schwach, X. L. Pan and X. H. Bao, *Chem. Rev.*, 2017, **117**, 8497–8520.
- (a) L. Tan and B. Tan, *Chem. Soc. Rev.*, 2017, **46**, 3322–3356; (b) K. Song, Z. Zou, D. Wang, B. Tan, J. Wang, J. Chen and T. Li, *J. Phys. Chem. C*, 2016, **120**, 2187–2197; (c) S. Farsadpour, L. T. Ghoochany, S. Shylesh, G. Dörr, A. Seifert, S. Ernst and W. R. Thiel, *ChemCatChem*, 2012, **4**, 401–407.
- (a) B. Li, Z. Guan, W. Wang, X. Yang, J. Hu, B. Tan and T. Li, *Adv. Mater.*, 2012, **24**, 3390–3395; (b) J. Huang and S. R. Turner, *Polym. Rev.*, 2018, **58**, 1–41; (c) Z. Jia, K. Wang, B. Tan and Y. Gu, *Adv. Synth. Catal.*, 2017, **359**, 78–88; (d) J. J. Bi, Y. H. Dong, D. J. Zhu, W. Guo, D. Meng and T. Li, *Appl. Surf. Sci.*, 2019, **495**, 9.
- (a) Z. Jia, K. Wang, T. Li, B. Tan and Y. Gu, *Catal. Sci. Technol.*, 2016, **6**, 4345–4355; (b) C. Tang, Z. J. Zou, Y. F. Fu and K. P. Song, *ChemistrySelect*, 2018, **3**, 5987–5992; (c) S. J. Xu, Y. L. Luo and B. E. Tan, *Macromol. Rapid Commun.*, 2013, **34**, 471–484; (d) S. Xu, K. Song, T. Li and B. Tan, *J. Mater. Chem. A*, 2015, **3**, 1272–1278.
- (a) M. P. Tsyurupa and V. A. Davankov, *React. Funct. Polym.*, 2006, **66**, 768–779; (b) J. Germain, J. M. J. Frechet and F. Svec, *J. Mater. Chem.*, 2007, **17**, 4989–4997.
- R. Dawson, A. I. Cooper and D. J. Adams, *Prog. Polym. Sci.*, 2012, **37**, 530–563.
- (a) V. A. Davankov, G. I. Timofeeva, M. M. Ilyin and M. P. Tsyurupa, *J. Polym. Sci., Part A: Polym. Chem.*, 1997, **35**, 3847–3852; (b) P. Veverka and K. Jeřábek, *React. Funct. Polym.*, 1999, **41**, 21–25.
- V. A. Davankov, S. V. Rogoshin and M. P. Tsyurupa, *J. Polym. Sci., Polym. Symp.*, 1974, **47**, 95–101.

- 13 (a) C. D. Wood, B. Tan, A. Trewin, H. Niu, D. Bradshaw, M. J. Rosseinsky, Y. Z. Khimyak, N. L. Campbell, R. Kirk, E. Stöckel and A. I. Cooper, *Chem. Mater.*, 2007, **19**, 2034–2048; (b) C. D. Wood, B. Tan, A. Trewin, F. Su, M. J. Rosseinsky, D. Bradshaw, Y. Sun, L. Zhou and A. I. Cooper, *J. Adv. Mater.*, 2010, **20**, 1916–1921.
- 14 Y. Yang, Q. Zhang, S. Zhang and S. Li, *Polymer*, 2013, **54**, 5698–5702.
- 15 (a) P. Cui, X.-F. Jing, Y. Yuan and G.-S. Zhu, *Chin. Chem. Lett.*, 2016, **27**, 1479–1484; (b) M. Errahali, G. Gatti, L. Tei, G. Paul, G. A. Rolla, L. Canti, A. Fraccarollo, M. Cossi, A. Comotti and P. J. Sozzani, *J. Phys. Chem. C*, 2014, **118**, 28699–28710.
- 16 B. Li, R. Gong, W. Wei, H. Xin, Z. Wang, H. Li, C. Hu and B. Tan, *Macromolecules*, 2011, **44**, 2410–2414.
- 17 X. Liu, W. Xu, D. Xiang, Z. Zhang, D. Chen, Y. Hu, Y. Li, Y. Ouyang and H. Lin, *New J. Chem.*, 2019, **43**, 12206–12210.
- 18 W. Xu, C. Liu, D. Xiang, Q. Luo, Y. Shu, H. Lin, Y. Hu, Z. Zhang and Y. Ouyang, *RSC Adv.*, 2019, **9**, 34595–34600.
- 19 (a) W. Li, A. Zhang, H. Gao, M. Chen, A. Liu, H. Bai and L. Li, *Chem. Commun.*, 2016, **52**, 2780; (b) H. Gao, L. Ding, H. Bai, A. Liu, S. Li and L. Li, *J. Mater. Chem. A*, 2016, **4**, 16490–16498; (c) Y. Xu, T. Q. Wang, Z. D. He, M. H. Zhou, W. Yu, B. Y. Shi and K. Huang, *Appl. Catal., A*, 2017, **541**, 112–119; (d) D. Z. Wang, X. M. Li, X. Q. Jin and Q. Jia, *Sep. Purif. Technol.*, 2019, **216**, 9–15.
- 20 I. Torres-Moya, B. Saikia, P. Prieto, J. R. Carrillo and J. W. Steed, *CrystEngComm*, 2019, **21**, 2135–2143.
- 21 C. J. Pickens, S. N. Johnson, M. M. Pressnall, M. A. Leon and C. J. Berkland, *Bioconjugate Chem.*, 2018, **29**, 686–701.
- 22 A. R. Hajipour and F. Mohammadsaleh, *Catal. Lett.*, 2018, **148**, 1035–1046.
- 23 S. Mukherjee, M. Das, A. Manna, R. Krishna and S. Das, *J. Mater. Chem. A*, 2019, **7**, 1055–1068.
- 24 (a) L. C. Moraes, G. P. de Souza, H. V. Fajardo, S. C. Luz, E. Alvarez, F. Lloret, R. M. Ribeiro-Viana, J. Rojo, H. O. Stumpf, R. C. Figueiredo and R. S. Correa, *Inorg. Chim. Acta*, 2019, **489**, 93–99; (b) L. Suntrup, M. Kleoff and B. Sarkar, *Dalton Trans.*, 2018, **47**, 7992–8002; (c) S. W. Zhang, W. Shi and P. Cheng, *Coord. Chem. Rev.*, 2017, **352**, 108–150; (d) E. Kitteringham, Z. H. Zhou, B. Twamley and D. M. Griffith, *Inorg. Chem.*, 2018, **57**, 12282–12290.
- 25 (a) S. Sadjadi, M. M. Heravi, M. Malmir and F. Noritajer, *Mater. Chem. Phys.*, 2019, **223**, 380–390; (b) P. Cruz, Y. Pérez and I. del Hierro, *Eur. J. Inorg. Chem.*, 2018, **2018**, 4206–4214; (c) V. Sadhasivam, R. Balasaravanan and A. Siva, *Appl. Organomet. Chem.*, 2019, **33**, e4994.
- 26 (a) Z. Guan, J. Hu, Y. Gu, H. Zhang, G. Li and T. Li, *Green Chem.*, 2012, **14**, 1964–1970; (b) Z. Guan, B. Li, G. Hai, X. Yang, T. Li and B. Tan, *RSC Adv.*, 2014, **4**, 36437–36443; (c) A. R. Hajipour and P. Abolfathi, *Catal. Commun.*, 2018, **103**, 92–95.
- 27 K. Song, P. Liu, J. Wang, B. Tan and T. Li, *J. Porous Mater.*, 2016, **23**, 725–731.
- 28 C. Liu, W. Xu, D. Xiang, Q. Luo, S. Zeng, L. Zheng, Y. Tan, Y. Ouyang and H. Lin, *Catal. Lett.*, 2020, DOI: 10.1007/s10562-020-03165-4.
- 29 Á. Molnár and A. Papp, Catalyst recycling-A survey of recent progress and current status, *Coord. Chem. Rev.*, 2017, **349**, 1–65.