


 Cite this: *RSC Adv.*, 2019, 9, 35532

Mono-acrylated isosorbide as a bio-based monomer for the improvement of thermal and mechanical properties of poly(methyl methacrylate)

 Dinghua Yu,^a Juan Zhao,^b Wenjuan Wang,^b Jingjie Qi^a and Yi Hu^b

Despite its optical clarity and good weatherability, poly(methyl methacrylate) (PMMA) cannot meet the needs of special occasions due to its deficient thermal and mechanical properties. To overcome these shortcomings, a type of novel bio-based monomer, mono-acrylated isosorbide, was used as a comonomer for the poly(methyl methacrylate) *via* a solution polymerization process. The chemical structure, the thermal and mechanical properties of the copolymerized PMMA were characterized. When the molar content of the mono-acrylated isosorbide was increased from 0% to 15%, the glass transition temperature T_g of the copolymerized PMMA was increased from 151.2 °C to 172.5 °C, and the initial decomposition temperature ($T_{5\%}$) was increased from 323.1 °C to 396.3 °C. Moreover, the impact strength of copolymerized PMMA increased from 10.59 kJ m⁻² to 17.19 kJ m⁻² and the tensile strength improved from 84.02 MPa to 97.56 MPa when the mono-acrylated isosorbide was incorporated with different contents. The incorporation of rigid and thermally stable isosorbide could contribute to the improved thermal and mechanical properties of PMMA, which would find important applications in the military and aeronautical materials under harsh service environments.

Received 18th September 2019

Accepted 15th October 2019

DOI: 10.1039/c9ra07548h

rsc.li/rsc-advances

Introduction

Since the early 20th century, plastic materials have become increasingly indispensable, and are widely used in all aspects of modern life because of their outstanding properties.^{1,2} As a type of optical functional polymer, poly(methyl methacrylate) (PMMA) has been extensively employed in various applications, such as batteries, electromagnetic shielding, optics, light-emitting devices, and corrosion-resistant coating. These wide applications are mainly due to the outstanding properties of the PMMA materials, such as excellent optical clarity, exceptional dimensional stability, chemical resistance, and good weatherability.³ However, it has relatively weak thermal stability and deficient mechanical properties, which have been huge stumbling blocks for extending its further applications.⁴ In order to overcome these shortcomings, many types of research have incorporated nanoparticles in a polymeric matrix. The used nanofiller includes carbon nanotube,^{5–7} montmorillonite,⁸ and SiO₂ nanoparticles.⁹ Although the nanofiller could improve the mechanical performance, the optical clarity and other properties of PMMA could deteriorate with the introduction of the

inorganic nanofiller. In addition, a difficult blending process is required to acquire the even-distributed composite. Therefore, the copolymerization modification with a special comonomer could be a promising protocol to improve the thermal and mechanical performance without sacrificing the optical properties.

Being the focus of the polymer industry for the last decade, the utilization of bio-renewable feedstocks has produced many renewable building blocks with a special structure, which could be used to create novel polymer materials. For example, 2,5-furandicarboxylic acid derived from carbohydrates can substitute petroleum-derived terephthalic acid and be used to synthesize bio-based plasticizers and polyesters with many outstanding properties.^{10,11} Bio-based long-chain diacid and diamine are also type of important monomers for bio-based polyamide, which has attracted broad interest due to numerous outstanding advantages, such as high strength, toughness, corrosion resistance and wears resistance.^{12–14} Therefore, bio-renewable feedstocks, including carbohydrates, triglycerides, and proteins, could bring new opportunities for the development of a novel functional polymer.^{15,16}

1,4:3,6-Dianhydro-D-glucitol isosorbide can be produced from starch *via* chemical–biological processes, including enzymatic hydrolysis to glucose, chemical hydrogenation to sorbitol and chemical dehydration to isosorbide. Due to the typical advantages, such as rigidity, high thermal stability, renewability

^aCollege of Biotechnology and Pharmaceutical Engineering, Nanjing Tech University, Nanjing 211816, China. E-mail: yudh@njtech.edu.cn; Fax: +86-25-58139389; Tel: +86-25-58139386

^bCollege of Pharmaceutical Science, Nanjing Tech University, Nanjing 211816, China



and non-toxicity, isosorbide has been used to prepare polyesters, polyethers, polyurethanes, polycarbonates, polyphosphonates, polytriazoles, and so on.^{17–24} For example, because of its non-toxicity, isosorbide has been used as a substitution for bisphenol A in polycarbonates and epoxy resins particularly for applications in contact with food.²⁵ In other applications, isosorbide has been used as a comonomer to increase the glass transition temperature (T_g) and thermal stability of polyesters such as PET and PBS,²³ which could broaden the high-temperature applications of polyesters such as the moulded parts or packaging materials.

Comparing with the direct use as a diol and cross-linking monomer, mono-vinyl isosorbide derivatives have been reported only in a few works of literature.^{26–32} These mono-vinyl isosorbide monomers are especially useful and could find important applications in the construction of polymers with designed architectures through chain-growth polymerizations. For example, Beghdadi *et al.*³¹ reported that the substitution of the vinyl triazole moiety at either the *endo*- or *exo*-position had a significant effect on the glass transition temperature T_g and solubility of the polymer. Polymers prepared from a monomer with the vinyl triazole group at the *exo*-position were insoluble in water and possessed a $T_g = 118$ °C, whereas those prepared from a monomer with vinyl triazole at the *endo*-position were water-soluble and showed a $T_g = 71$ °C. However, there are few reports on PMMA modified with mono-vinyl isosorbide for improving the thermal and mechanical performance.

In this study, the special bio-based mono-vinyl monomer, mono-acrylated isosorbide (MAI), was synthesized through direct esterification of the isosorbide and acrylic acid with *p*-toluenesulfonic acid as the catalyst. Then, the copolymerized PMMA samples were prepared through solution polymerization with different molar contents of mono-acrylated isosorbide. The polymer structures were studied by Fourier transform infrared spectroscopy (FTIR) and ¹H nuclear magnetic resonance spectroscopy (NMR) techniques. The thermal and mechanical properties of the copolymerized PMMA materials were characterized by simultaneous thermal analysis, differential scanning calorimetry (DSC), dynamic mechanical analysis (DMA), impact strength and tensile strength experiments. The potential relationship between structure and performance was discussed.

Experimental methods

Materials

Isosorbide (98%) was obtained from the Hongbaifeng Industry and trade Co., Ltd. (Jinan, China). Sodium chloride, sodium bicarbonate, acrylic acid (99%, inhibited with 200 ppm mono-methyl ether hydroquinone) and methyl methacrylate (98%, inhibited with 250 ppm mono-methyl ether hydroquinone) (MMA) were bought from Aladdin Co. Shanghai, China. *p*-Toluenesulfonic acid, chloroform, benzoyl peroxide, hydroquinone, methanol, acetone, toluene, and CDCl₃ were acquired from Sinopharm Chemical Reagent Co., Ltd. Prior to the experiments, isosorbide was purified through ethyl acetate recrystallization. Methyl methacrylate was washed to remove the inhibitor by a 5% solution of sodium hydroxide. The oil

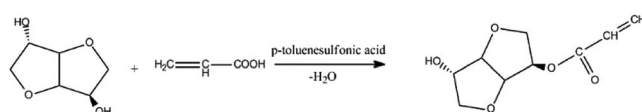
phase liquid was separated and dried by anhydrous calcium chloride. Other reagents were used as received without further purification.

Synthesis of mono-acrylated isosorbide

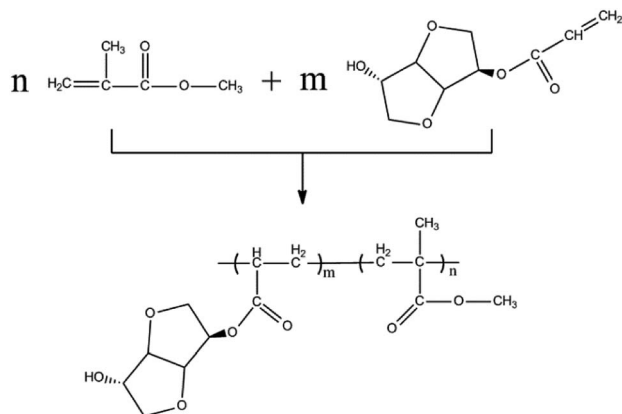
As shown in Scheme 1, the direct esterification of isosorbide was performed using *p*-toluenesulfonic acid as a catalyst in a typical Dean-Stark apparatus. In order to minimize the polymerization of acrylic acid itself, hydroquinone was used as the inhibitor. In a typical experiment, a given amount of purified isosorbide and toluene (water carrier) were added into a round bottom flask. After isosorbide has melted after heating, 1.8% of *p*-toluenesulfonic acid (wt% based on total reactants) was added into the flask. Then, the acrylic acid containing 0.1% hydroquinone (wt%) was added dropwise into the flask. In order to minimize the di-acrylated isosorbide formation, the molar ratio of the acrylic acid to isosorbide was fixed at 1 : 1. The reaction proceeded at 100 °C for 4 h. After cooling to room temperature, the crude products were washed using a saturated solution of NaHCO₃ to remove unreacted acrylic acid, isosorbide, hydroquinone and *p*-toluenesulfonic acid, and the oil phase was further washed by saturated NaCl solution and dried over anhydrous Na₂SO₄. The crude product was further purified *via* flash column chromatography (eluent: methanol/acetone = 3 : 1, v/v). The typically isolated yield based on isosorbide was 82.5–85.6%.

Free radical polymerization of MAI and MMA

As shown in Scheme 2, mono-acrylated isosorbide was used as a comonomer for copolymerization with the purified MMA. During the solution polymerization, chloroform was used as the solvent. In a typical experiment, 0.1 mol purified methyl methacrylate and a given amount of mono-acrylated isosorbide (mol%, based on MMA) was dissolved into 50 mL chloroform, and the solution was transferred into a round bottom flask. After the reactants solution was heated to 70 °C, 1% benzoyl peroxide initiator (wt% based on total reactants) of chloroform solution was added slowly. Then, the reactant mixtures were heated to 80 °C and remained for 5 h. The un-reacted monomers and chloroform in the solution were rotary evaporated under vacuum. The acquired solid products were rinsed by acetone and methanol for three times and were dried at 40 °C under vacuum. Typically the isolated yield of the polymer based on the total monomer weight is 85.8–89.3%. Similar to the parent PMMA, copolymerized PMMA samples with mono-acrylated isosorbide show the 90–92% transmittance in the visible region (400–700 nm).



Scheme 1 Synthesis of mono-acrylated isosorbide.



Scheme 2 Free radical copolymerization of methyl methacrylate and mono-acrylated isosorbide.

Properties characterization

Structure characterization. The molecular weight and polydispersity index (PDI) of copolymerized PMMA were determined *via* gel permeation chromatography (GPC), which was performed on Wyatt system equipped with an SSI 1500 pump and a Waters Styragel HR 2.5 μm , 300 mm \times 7.8 mm column. Chloroform (1.0 mL min^{-1}) was used as the eluent at 30 $^{\circ}\text{C}$ using commercial polystyrene standards for calibration.

^1H NMR (600 MHz) spectra were recorded on a Bruker Avance-III600 spectrometer in CDCl_3 with tetramethylsilane (TMS) as the internal reference.

FTIR spectra were recorded on an Avatar 360 FTIR spectrometer from Nicolet with DTGS KBr as the detector. The sample was mixed together with KBr powder and tableted into a thin round piece. The piece was then scanned in the range of 4000–400 cm^{-1} .

Thermal properties. Differential scanning calorimetry was performed using a dynamic scanning calorimeter (PerkinElmer, DSC/DSC7). The material was cooled down from ambient to -30 $^{\circ}\text{C}$ with a ramp of -5 $^{\circ}\text{C min}^{-1}$ and maintained at -30 $^{\circ}\text{C}$ for 30 min to ensure its thermal equilibrium. Then, the analysis was registered under air at a heating rate of 5 $^{\circ}\text{C min}^{-1}$. The glass transition temperature (T_g) of these copolymerized PMMA samples was obtained from the peak of the heat flow curves.

The simultaneous thermal analysis was performed using a thermogravimetric analyzer (TGA) from Netzsch Instruments (NETZSCH, 409PC). Samples of 5–10 mg were placed in a platinum pan and heated from 20 $^{\circ}\text{C}$ to 800 $^{\circ}\text{C}$ at a 10 $^{\circ}\text{C min}^{-1}$ ramp under an inert N_2 atmosphere.

The dynamic mechanical analysis was evaluated using a dynamic mechanical analyzer (TA Instruments, DMA Q800). The rectangular specimen (20.0 mm (L) \times 5.0 mm (W) \times 0.1 mm (T)) was made by casting the polymers in a mould. The DMA spectra were recorded in the temperature range of 30–300 $^{\circ}\text{C}$ at a 5 $^{\circ}\text{C min}^{-1}$ ramp. The mechanical loss factor ($\tan \delta$) has been recorded as a function of temperature. All the measurements were performed at a frequency of 1 Hz. The glass transition temperature (T_g) of this modified PMMA has been acquired from the peak of the loss factor curves.

Mechanical properties. The Charpy impact strength was evaluated using an impact test machine (XCJ-4, Chengde, China) according to ISO 179-1-2001. The experimental impact strength was 1 J, and the specimens span was 40 mm. Each sample was determined repeatedly for five times, and the average impact strength value was the final result.

The tensile strength was determined on the universal mechanical tester (Instron Co. Shimadzu GE-I). The standard dumbbell-shaped specimens were prepared *via* casting methods. The experimental speed was 5 mm min^{-1} . Each sample was determined repeatedly for five times to obtain the reliable average value.

Results and discussion

Structural analysis of mono-acrylated isosorbide

The structure of mono-acrylated isosorbide was characterized *via* FTIR and ^1H NMR, and the corresponding results are shown in Fig. 1. In order to compare the characteristic absorption, di-acrylated isosorbide (DAI) is also shown in Fig. 1(A). As shown in Fig. 1(A), the characteristic peak at 1730 cm^{-1} could be ascribed to the stretching vibration of $-\text{C}=\text{O}$ bond, and the absorption at 1270 cm^{-1} and 1180 cm^{-1} could be ascribed to the stretching vibration of $-\text{C}-\text{O}-\text{C}-$ bond, which indicates that ester bond was formed. The $\text{C}=\text{C}$ bond stretching vibration of the acrylate groups was observed at 1635 cm^{-1} , and the absorption at 3080 cm^{-1} could be induced by the $-\text{C}-\text{H}$ stretching vibration of

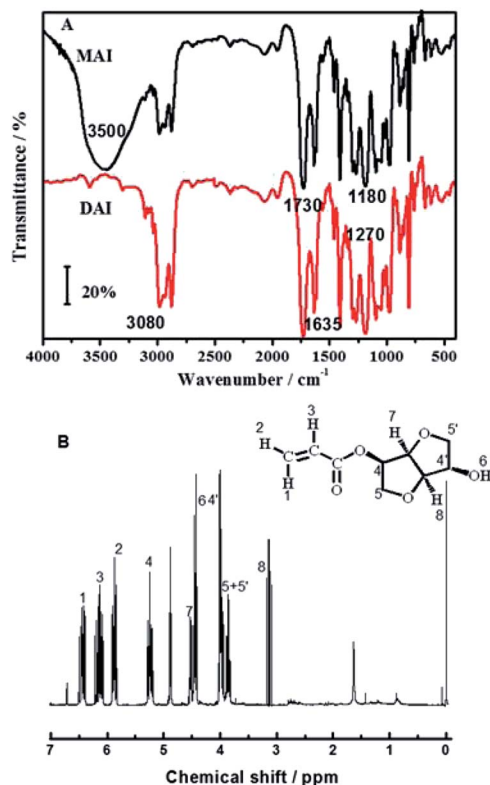


Fig. 1 FTIR and ^1H NMR spectra of mono-acrylated isosorbide. (A) FTIR; (B) ^1H NMR.

–C=C–H groups, which demonstrates that an acrylate group has been introduced into the products. Comparing with DAI monomer, the MAI monomer showed an obvious absorption peak at 3500 cm^{-1} , which could be ascribed to the –O–H stretching vibration of isosorbide.

The ^1H NMR results shown in Fig. 1(B) demonstrate the structure of mono-acrylated isosorbide. The chemical shift at 6.40–6.43 ppm, 5.77–5.81 ppm, and 6.01–6.06 ppm could be ascribed to the proton 1, 2 and 3 of the vinyl group. The chemical shift at 5.43–5.48 ppm, 4.29–4.34 ppm, 4.17–4.19 ppm, 3.39–3.52 ppm and 4.79–4.81 ppm could be induced by the protons located at the isosorbide rings. The chemical shift at 4.7–4.73 ppm could be ascribed to the proton of free hydroxyl from the mono-acrylated isosorbide. These results indicate that mono-acrylated isosorbide was synthesized successfully.

Polymer structural analysis

In order to demonstrate the incorporation of mono-acrylated isosorbide, FTIR and ^1H NMR were used to study the structure of polymers. As shown in Fig. 2, the strong absorption at 1735 cm^{-1} could be ascribed to the stretching vibration of –C=O bonds, and the absorption at 1150 cm^{-1} could be ascribed to the stretching vibration of –C–O–C bonds, which indicates that the ester bonds exist in the polymer. Two samples did not show absorption at 1635 cm^{-1} , which is the typical absorption of –C=C, indicating that the acrylate monomers have been polymerized totally. The absorption at 2990 cm^{-1} could be ascribed to saturated C–H stretching vibration, and the absorption at 1470 cm^{-1} and 1390 cm^{-1} could be ascribed to the deformation vibration of –CH₂–CH₂– and –CH₃. It is a remarkable fact that there was a new medium absorption peak at 3630 cm^{-1} for PMMA-8%MAI sample, compared with the parent PMMA. This absorption peak could be ascribed to the stretching vibration of the hydroxyl group located in the MAI monomer, which demonstrates that the MAI monomer was introduced into the skeleton of PMMA.

Mono-acrylated isosorbide could copolymerize with other vinyl monomers through free radical polymerization, but the rigid block of isosorbide could influence the polymerization

velocity and the final polymer molecular weights. Therefore, the effect of the ratio of MAI to MMA on molecular weight and PDI has been studied by the GPC method and the corresponding results have been listed in Table 1. Comparing with the parent PMMA, the copolymerized PMMA samples with mono-acrylated isosorbide showed lower molecular weights and higher PDI values. On the other hand, with the increase in the mono-acrylated isosorbide content, the copolymerized samples showed a decrease in the molecular weight and increase in the PDI value, which indicates that MAI has lower reactivity than MMA.

^1H NMR technique was used to study the structure of the parent and copolymerized PMMA, and the corresponding results are shown in Fig. 3. From Fig. 3(A), the chemical shift at 0.80–0.89 ppm and 0.92–1.01 ppm could be ascribed to the proton 1 and 2 of the methylene group in the parent PMMA. The broad chemical shift at 1.8–2.0 ppm could be ascribed to the proton of the methyl group. The strong chemical shift at 3.56–3.60 ppm could be induced by the protons of methyl linked to the ester bond. In comparison, Fig. 3(B) shows more complicated chemical shift peaks. The chemical shift at 4.43–4.45 ppm could be ascribed to the proton 1 of the isosorbide hydroxyl group. The chemical shift at 3.84–3.86 ppm and 3.98–4.00 ppm could be ascribed to the proton 2 and 5 of the isosorbide ring. The chemical shift at 4.51–4.53 ppm could be ascribed to the proton 3 of the methylene group in isosorbide. These results demonstrate that the copolymer of MAI and MMA was synthesized successfully. According to the qualitative calculation, the actual content of mono-acrylated isosorbide is 7.12% in the PMMA-8%MAI samples, lower than the theoretical value, which could be induced by the slower polymerization rate of the mono-acrylated isosorbide.

Thermal properties

Fig. 4 shows the TG and the corresponding DTG curves of the parent and copolymerized PMMA samples. The weight loss value of 5% was chosen as the reasonable criterion to evaluate the onset of the thermal degradation of each sample, and the results are listed in Table 2.

It was observed from the TG curves in Fig. 4(A) that all of the PMMA samples were thermally stable in the N₂ atmosphere below 250 °C and were seen to undergo a one-stage thermal degradation process above this temperature. According to Czech's report,³³ the PMMA could degrade *via* a homolytic

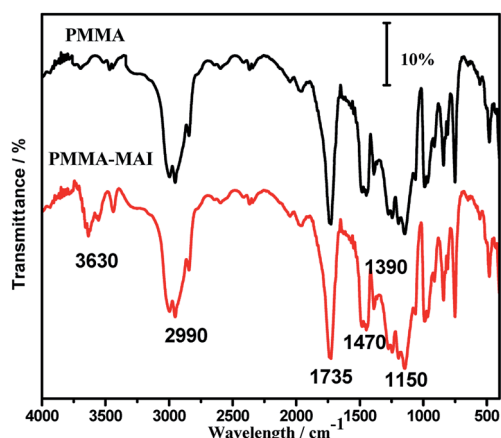


Fig. 2 FTIR spectra of parent PMMA and PMMA-8%MAI.

Table 1 Experimental molecular weight of PMMA-MAI polymer samples

Samples	$n(\text{MAI}) : n(\text{MMA})$	M_w	M_n	PDI
PMMA	0	78 326	73 892	1.02
PMMA-2%MAI	2 : 100	74 213	55 799	1.33
PMMA-5%MAI	5 : 100	69 856	54 152	1.29
PMMA-8%MAI	8 : 100	70 684	51 974	1.36
PMMA-10%MAI	10 : 100	76 358	55 736	1.37
PMMA-15%MAI	15 : 100	71 426	50 657	1.41

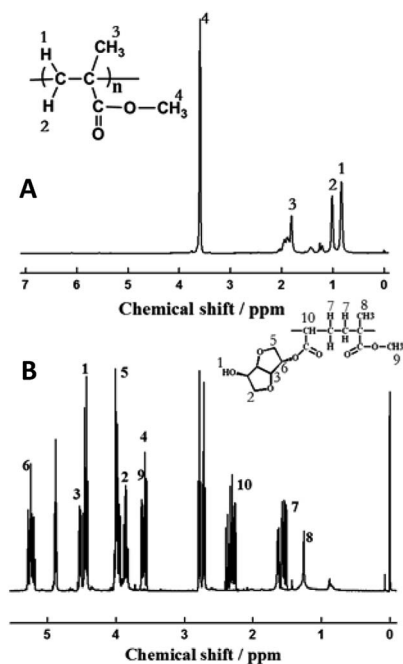


Fig. 3 ^1H NMR spectra of samples. (A) Parent PMMA; (B) PMMA-8% MAI.

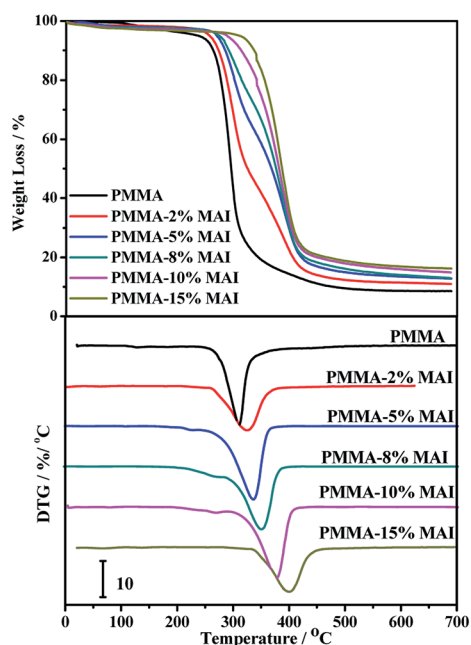


Fig. 4 Thermal analysis profiles of parent PMMA and PMMA-MAI.

polymer chain cleavage, followed by monomer unzipping. Comparing with the sharp downstream decomposition curve of the parent PMMA sample, the copolymerized PMMA samples showed gentle downstream decomposition curves and the typical narrower decomposition temperature ranges, which indicate that the copolymerized PMMA samples have undergone complicated decomposition *via* different decomposition

Table 2 Glass transition temperature and thermal stability of parent PMMA and PMMA-MAI samples

PMMA-MAI polymers	T_g ($^{\circ}\text{C}$) (DMA)	T_g ($^{\circ}\text{C}$) (DSC)	$T_{5\%}$ ($^{\circ}\text{C}$)	T_{max} ($^{\circ}\text{C}$)
PMMA	151.2	152.0	323.1	370.2
PMMA-2%MAI	158.4	158.6	341.9	390.5
PMMA-5%MAI	163.6	164.2	360.0	400.7
PMMA-8%MAI	164.7	165.1	378.5	421.4
PMMA-10%MAI	167.3	168.0	388.1	429.9
PMMA-15%MAI	172.5	173.0	396.3	445.1

mechanisms due to the incorporation of isosorbide structure blocks.

From Fig. 4 and the data in Table 2, $T_{5\%}$ and T_{max} for the parent PMMA was about $323\text{ }^{\circ}\text{C}$ and $370.2\text{ }^{\circ}\text{C}$ under the classical temperature ramp β of $10\text{ }^{\circ}\text{C min}^{-1}$, respectively. For general commercial resins, T_{max} is higher than $400\text{ }^{\circ}\text{C}$ to meet polymer processing requirements.^{34,35} With the increase in the amount of mono-acrylated isosorbide from 2% to 5%, 8%, 10% and 15%, the corresponding degradation temperature $T_{5\%}$ increased from $342\text{ }^{\circ}\text{C}$ to $360\text{ }^{\circ}\text{C}$, $379\text{ }^{\circ}\text{C}$, $388\text{ }^{\circ}\text{C}$ and $396\text{ }^{\circ}\text{C}$. Moreover, the maximum degradation temperature T_{max} has increased from $370\text{ }^{\circ}\text{C}$ to $391\text{ }^{\circ}\text{C}$, $401\text{ }^{\circ}\text{C}$, $421\text{ }^{\circ}\text{C}$, $430\text{ }^{\circ}\text{C}$, and $445\text{ }^{\circ}\text{C}$. These results indicate that the thermal stability of the copolymerized PMMA with the mono-acrylated isosorbide has obviously improved, which could be ascribed to the high thermal stability of the isosorbide. More significantly, these results demonstrate clearly that the copolymerization with mono-acrylated isosorbide could improve the thermal stability of the PMMA resins, meeting the thermal stability requirement of high-temperature commercial resins.

Fig. 5 shows the DSC curves of the parent and copolymerized PMMA samples, and the calculated glass transition temperature (T_g) are listed in Table 2. From Fig. 5, all of the samples showed a similar peak shape regardless of the MAI amount, and the tendency to shift to a higher temperature has been observed.

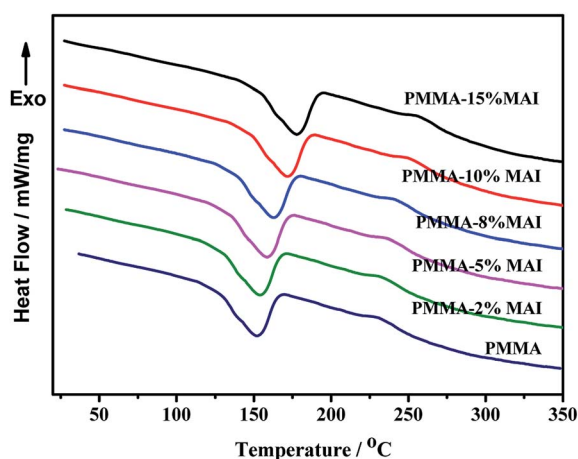


Fig. 5 DSC profiles of parent PMMA and PMMA-MAI.

As shown in Table 2, the glass transition temperature (T_g) has increased from 152.0 °C to 158.6 °C, 164.2 °C, 165.1 °C, 168.0 °C and 173.0 °C with the MAI increasing from 0 to 15%.

The dynamic mechanical analysis was employed to investigate the variation of the T_g and mechanical properties of the parent PMMA and copolymerized PMMA as the temperature changes, and the results are shown in Fig. 6. As usual, the temperature corresponding to the $\tan \delta$ peak maximum is taken as T_g , and the results are listed in Table 2. From Table 2, the glass transition temperature (T_g) calculated from the DMA and DSC curves are very similar. The introduction of mono-acrylated isosorbide could enhance the intermolecular interactions of PMMA chains and increase the free volume of PMMA. Therefore, the incorporation of the mono-acrylated isosorbide decreased the mobility of the PMMA chains, which presented as the increase of glass transition temperature T_g . According to Jannasch's viewpoint,³⁶ the improved glass transition temperature (T_g) value for the polymers containing mono-vinyl isosorbide could originate from the combination of the rigid bicyclic structure and the hydrogen bond of the isosorbide monomers. As shown in Fig. 6, it is clear that each sample has only one $\tan \delta$ peak, indicating that the copolymerized PMMA is a thermodynamically compatible copolymer. Besides, the peak width of $\tan \delta$ could be related to the miscibility between the comonomers, and the narrow peak indicates good miscibility between different blocks of copolymers. From the DMA curves in Fig. 6, the $\tan \delta$ peak becomes gentler and wider with the increase in the MAI amount, indicating that mono-acrylated isosorbide with the PMMA chain has lower miscibility, which could be induced by the free hydroxyl group of isosorbide.

Mechanical properties

The mechanical properties of the parent and copolymerized PMMA are presented in Table 3. As shown in Table 3, the parent PMMA showed a tensile strength of 84.02 MPa. Interestingly, the tensile strength of the copolymerized PMMA-2%MAI was 89.13 MPa, which increased by 6.08%. With the increase in the mono-acrylated isosorbide from 5% to 8%, the tensile strength of the copolymerized PMMA increased further to 93.19 MPa and

Table 3 Mechanical properties of parent PMMA and PMMA-MAI samples

Samples	Impact strength/kJ m ⁻²	Tensile strength/MPa
PMMA	10.59 ± 0.85	84.02 ± 2.83
PMMA-2%MAI	13.24 ± 0.6	89.13 ± 3.25
PMMA-5%MAI	15.08 ± 0.78	93.19 ± 2.49
PMMA-8%MAI	16.51 ± 0.89	95.76 ± 4.22
PMMA-10%MAI	16.97 ± 1.21	94.26 ± 3.68
PMMA-15%MAI	17.19 ± 0.93	92.3 ± 3.82

95.76 MPa. According to Wissinger's standpoint,³⁷ a higher tensile strength could originate from denser polymer chain packing and stronger intramolecular interactions. When the MAI monomer was copolymerized with MMA, the hydroxyl group of the isosorbide block enhanced further interaction among the polymer chains, which could contribute to the improved tensile strength. When the MAI content was improved further to 10% and 15%, the tensile strength of the copolymerized PMMA decreased to 94.26 MPa and 92.3 MPa. The introduction of excessive MAI monomer to the PMMA chain could induce the highly branched PMMA chains, increased the distance between the polymer chains, and weakened the interactions between the chains, which could contribute to the decreased tensile strength.

From Table 3, the impact strength of the parent PMMA was observed as 10.59 kJ m⁻², and the copolymerized PMMA-2% MAI showed 13.24 kJ m⁻², increased by 25.02%. When the MAI amount was improved further from 5% to 8%, 10%, and 15%, the copolymerized PMMA samples showed an improved impact strength from 15.08 kJ m⁻² to 16.51 kJ m⁻², 16.97 kJ m⁻², and 17.19 kJ m⁻², respectively. Comparing with the linear PMMA chain, the incorporation of MAI with the free hydroxyl group increased the intramolecular interactions *via* a hydrogen bond. These enhanced interactions could inhibit the chain cleavage, improve impact strength, and contribute to a better toughness, which are in agreement with the results reported by Tu *et al.*³⁸ In addition, the introduction of a fused five-member rings of isosorbide into the PMMA linear chains has increased the free volume of the polymer chains, which could further improve the PMMA toughness.

Conclusion

In summary, a novel bio-based mono-vinyl monomer was synthesized with isosorbide as the core scaffold. With the mono-acrylated isosorbide as a comonomer, the thermal and mechanical properties of PMMA could be improved obviously. The introduction of the isosorbide block as PMMA side chains could inhibit the polymer chain flexibility, and enhance the interactions among PMMA chains *via* a hydrogen bond, increasing the free volume of PMMA chains, which could contribute to the improved thermal and mechanical properties. Overall, the results of this study show that the mono-vinyl monomer of isosorbide can be used to improve the thermal and mechanical properties of PMMA, which could find

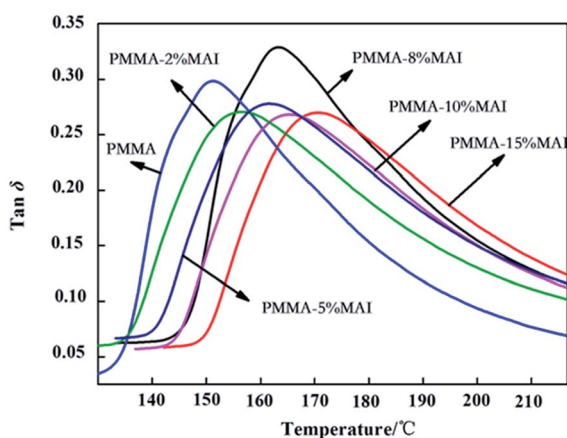


Fig. 6 DMA profiles of parent PMMA and PMMA-MAI samples.

important applications in the military and aeronautical materials under harsh service environments.

Conflicts of interest

There are no conflicts to declare.

Acknowledgements

The authors are grateful for the financial support by the National Natural Science Foundation of China (No. 21376120), the National Key Technology R&D Program (No. 2012BAD32B08), and Six Talent Peaks Project in Jiangsu Province (No. 2018-GDZB-196).

References

- 1 F. Fenouillot, A. Rousseau, G. Colomines, R. Saint-Loup and J. P. Pascault, *Prog. Polym. Sci.*, 2010, **35**, 578–622.
- 2 D. A. Garlotta, *J. Polym. Environ.*, 2001, **9**, 63–84.
- 3 S. Gross, D. Camozzo, V. Di Noto, L. Armelao and E. Ton-Dello, *Eur. Polym. J.*, 2007, **43**, 673–696.
- 4 S. C. Tjong, *Mater. Sci. Eng., R*, 2006, **53**, 73–197.
- 5 Z. Spitalsky, D. Tasis, K. Paragelis and G. Costas, *Prog. Polym. Sci.*, 2010, **5**, 357–401.
- 6 M. T. Byrne and Y. K. Gun'ko, *Adv. Mater.*, 2010, **22**, 1672–1688.
- 7 K. Hayashida and Y. Matsuoka, *Carbon*, 2015, **85**, 363–371.
- 8 S. L. Bee, M. A. A. Abdullah, M. Mamat, S. T. Bee, L. T. Sin, D. Hui and A. R. Rahmat, *Composites, Part B*, 2017, **110**, 83–95.
- 9 D. B. Stojanović, L. Brajović, A. Orlović, D. Dramlić, V. Radmilović, P. S. Uskoković and R. Aleksić, *Prog. Org. Coat.*, 2013, **76**, 626–631.
- 10 A. H. Motagamwala, W. Won, C. Sener, D. M. Alonso, C. T. Maravelias and J. A. Dumesic, *Sci. Adv.*, 2018, **4**, eaap9722.
- 11 Q. Ouyang, J. Liu, C. Li, L. Zheng, Y. Xiao, S. Wu and B. Zhang, *Polym. Chem.*, 2019, **10**, 5594–5601.
- 12 L. Wang, X. Dong, P. Zhu, X. Zhang, X. Liu and D. Wang, *Eur. Polym. J.*, 2017, **90**, 171–182.
- 13 D. A. Ruehle, C. Perbix, M. Castaneda, J. R. Dorgan, V. Mittal, P. Halley and D. Martin, *Polymer*, 2013, **54**, 6961–6970.
- 14 N. A. Jones, E. D. T. Atkins, M. J. Hill, S. J. Cooper and L. Franco, *Macromolecules*, 1997, **30**, 3569–3578.
- 15 J. A. Galbis, M. G. Garcia-Martin, M. Violante and E. Galbis, *Chem. Rev.*, 2016, **116**, 1600–1636.
- 16 V. Sharma and P. P. Kundu, *Prog. Polym. Sci.*, 2008, **32**, 1199–1215.
- 17 S. Chatti, G. Schwarz and H. R. Kricheldorf, *Macromolecules*, 2006, **39**, 9064–9070.
- 18 J. J. Gallagher, M. A. Hillmyer and T. M. Reineke, *ACS Sustainable Chem. Eng.*, 2015, **3**, 662–667.
- 19 M. Okada and K. Aoi, *Curr. Trends Polym. Sci.*, 2002, **7**, 57–70.
- 20 B. A. J. Noordover, R. Duchateau, R. van Benthem, W. Ming and C. E. Koning, *Biomacromolecules*, 2007, **8**, 3860–3870.
- 21 L. Jasinska and C. E. Koning, *J. Polym. Sci., Part A: Polym. Chem.*, 2010, **48**, 2885–2895.
- 22 M. Beldi, R. Medimagh, S. Chatti, S. Marque, D. Prim, A. Loupy and F. Delolme, *Eur. Polym. J.*, 2007, **43**, 3415–3433.
- 23 R. T. Duan, Q. X. He, X. Dong, D. F. Li, X. L. Wang and Y. Z. Wang, *ACS Sustainable Chem. Eng.*, 2016, **4**, 350–362.
- 24 Y. B. Wang, J. B. Zhao, X. S. Li, T. Liu and D. H. Yu, *Acta Polym. Sin.*, 2016, 40–45.
- 25 M. Rose and R. Palkovits, *ChemSusChem*, 2012, **5**, 167–176.
- 26 L. Fertier, M. Ibert, C. Buffe, R. Saint-Loup, C. Joly-Duhamel, J. J. Robin and O. Giani, *Prog. Org. Coat.*, 2016, **99**, 393–399.
- 27 J. M. Sadler, A. P. T. Nguyen, F. R. Toulon, J. P. Szabo, G. R. Palmese, C. Scheck, S. Lutgen and J. J. La Scala, *J. Mater. Chem. A*, 2013, **1**, 12579–12586.
- 28 J. J. Gallagher, M. A. Hillmyer and T. M. Reineke, *ACS Sustainable Chem. Eng.*, 2016, **4**, 3379–3387.
- 29 J. J. Gallagher, M. A. Hillmyer and T. M. Reineke, *ACS Sustainable Chem. Eng.*, 2015, **3**, 662–667.
- 30 Y. Mansoori, S. Hemmati, P. Eghbali, M. R. Zamanloo and G. Imanzadeh, *Polym. Int.*, 2013, **62**, 280–288.
- 31 S. Beghdadi, I. A. Miladi, H. Ben Romdhane, J. Bernard and E. Drockenmuller, *Biomacromolecules*, 2012, **13**, 4138–4145.
- 32 Y. Mansoori, S. Hemmati, P. Eghbali, M. R. Zamanloo and G. Imanzadeh, *Polym. Int.*, 2013, **62**, 280–288.
- 33 Z. Czech, K. Agnieszka, P. Raganska and A. Antosik, *J. Therm. Anal. Calorim.*, 2015, **119**, 1157–1161.
- 34 J. J. La Scala, J. M. Sands, J. A. Orlicki, E. J. Robinette and G. R. Palmese, *Polymer*, 2004, **45**, 7729–7737.
- 35 A. Chatterjee, *J. Appl. Polym. Sci.*, 2009, **114**, 1417–1425.
- 36 L. Matt, J. Parve, O. Parve, T. Pehk, T. H. Pham, I. Liblikas, L. Vares and P. Jannasch, *ACS Sustainable Chem. Eng.*, 2018, **6**(12), 17382–17390.
- 37 P. A. Wilbon, J. L. Swartz, N. R. Meltzer, J. P. Brutman, M. A. Hillmyer and J. E. Wissinger, *ACS Sustainable Chem. Eng.*, 2017, **5**(10), 9185–9190.
- 38 W. Wang, F. Wu, H. Lu, X. Li, X. Yang and Y. Tu, *ACS Appl. Polym. Mater.*, 2019, **1**, 2313–2321.