

Dietary intake of fibers: differential effects in men and women on perceived general health and immune functioning

Amanda M. Fernstrand^a, Didi Bury^a, Johan Garssen^{a,b} and Joris C. Verster^{a,c,d}

^aDivision of Pharmacology, Utrecht University, Utrecht, the Netherlands; ^bNutricia Research, Utrecht, the Netherlands; ^cCentre for Human Psychopharmacology, Swinburne University, Melbourne, Australia; ^dInstitute for Risk Assessment Sciences, Utrecht University, Utrecht, the Netherlands

ABSTRACT

Background: It has been reported previously that dietary fiber intake provides health benefits. Nevertheless, only a limited number of human studies have investigated whether gender differences exist in the relationship between fiber intake and perceived health and immune status.

Objective: To investigate potential gender differences in the effects of dietary fiber intake on perceived health and immune status of healthy young adults.

Design: A survey was conducted among university students in Utrecht, the Netherlands. Data were collected on perceived general health status and perceived immune functioning. Dietary intake of fibers was assessed using a food frequency questionnaire. Perceived general health status and immune functioning were associated with daily intake of fibers using nonparametric (Spearman) correlations. Statistical analyses were conducted for the group as a whole, and for men and women separately.

Results: N = 509 subjects completed the survey. Mean (SD) age was 20.8 (2.6) years old. 71.9% of the samples were females. Mean daily dietary fiber intake was 15.5 (6.9) g. Daily dietary fiber intake correlated significantly with general health rate ($r = 0.171$, $p = 0.0001$) and perceived immune functioning ($r = 0.124$, $p = 0.008$). After controlling for total caloric intake, the partial correlation between fiber intake and general health remained significant ($r = 0.151$, $p = 0.002$). In men, dietary fiber intake correlated significantly with perceived general health status ($r = 0.320$, $p = 0.0001$) and immune functioning ($r = 0.281$, $p = 0.002$). After controlling for caloric intake, the association between dietary fiber intake and perceived general health ($r = 0.261$, $p = 0.005$) remained significant. Remarkably, no significant correlations were observed in women.

Conclusion: A significant association between daily dietary fiber intake and perceived general health status and immune rate was found in men, but not in women. Future studies should further address the nature and causes of the observed gender differences, including validated biomarkers for immune responsiveness.

Abbreviations: FFQ: Food frequency questionnaire; GI: Gastrointestinal tract; NCDs: Non-communicable diseases; SCFA: Short-chain fatty acid

ARTICLE HISTORY

Received 20 January 2016

Accepted 10 January 2017

KEYWORDS



Fiber; microbiome; dysbiosis; perceived immune functioning; gender; health status

Introduction

Over the past decades, changes in socio-economic status, population growth and agriculture have led to altered dietary habits.[1] Also, an increasing number of epidemiological observations have highlighted the dramatic increase in the incidence of inflammatory diseases in the 'Westernized' world.[2] Previous research has demonstrated the effect of diets on microbial composition, and an increasing number of studies supports the impact of food on both the gut microbiome and immunological pathways.[1,3]

The gut microbiome consists of trillions of microorganisms that have co-evolved with the host in a

sympiotic manner.[4,5] The gut microbiome has long been appreciated for the health benefits it provides to the host, which includes supply of essential nutrients, enhancement of metabolic capacities and protection against pathogens.[1,4,6] Furthermore, the microbiome communicates with the immune system and modulates the development of the gastrointestinal tract.[7,8] Dysbiosis, i.e. changes in the relative presence of various gut microbiota, has been associated with the pathogenesis of intestinal disorders such as inflammatory bowel disease and coeliac disease but also with extra-intestinal disorders such as allergy, asthma, metabolic syndrome, cardiovascular disease and obesity.[8] Hence, reduced presence of beneficial microbiota has

CONTACT Joris C. Verster  j.c.verster@uu.nl  Utrecht Institute for Pharmaceutical Sciences, Division of Pharmacology, Utrecht University, Universiteitsweg 99, Utrecht 3584CG, the Netherlands

© 2017 The Author(s). Published by Informa UK Limited, trading as Taylor & Francis Group.

This is an Open Access article distributed under the terms of the Creative Commons Attribution License (<http://creativecommons.org/licenses/by/4.0/>), which permits unrestricted use, distribution, and reproduction in any medium, provided the original work is properly cited.

been suggested to be the underlying cause, at least in part, to the increasing incidence of inflammatory disease and associated non-communicable diseases (NCDs).[2]

Dietary intake of fibers provides many health benefits, including reduced incidence of cardiovascular diseases, diabetes, colon cancer, obesity and certain gastrointestinal disorders. Intake of dietary fibers also appears to improve immune functioning.[9] These findings are supported by studies in both animals and humans.[3] It has been shown that people who consume adequate amounts of dietary fibers have lower incidences of inflammatory diseases.[3,7] Conversely, a low intake of fiber may have adverse effects on microbial composition that could lead to health complications.[3] Although daily intake of fibers has been recommended for many years, Western diets are still characterized by processed and stored food high in fat and refined sugar, but low in fiber content.[2] The recommended adequate intake of fibers is 25–38 g per day for adults (14 g/1000 kcal/day). Yet, the diet of a substantial number of people in developed countries is insufficient to achieve the recommended daily intake of fibers.[9]

Fibers affect immune functioning particularly via the production of short-chain fatty acids.[10] Short-chain fatty acids are produced in the fermentation process of dietary fibers and exert various beneficial effects, including maintenance of epithelial barrier functions, regulation of proliferation and tumor suppression, reduction in oxidative DNA damage, and regulation of cytokine production. They also exhibit several anti-inflammatory effects and appear to have a role in the regulation of timing of immune responses as well as in the resolution of inflammation.[3,11]

The increasing number of studies supporting the association between dietary intake of fibers, the microbiome, and health and immune parameters opens up new approaches in understanding and treating immune related diseases.[3] However, little is known about possible gender differences. Therefore, the aim of this study is to investigate potential gender differences in the association between dietary fiber intake and perceived general health and immune functioning in healthy young adults.

Methods

Participants

This study was conducted among Dutch university students. The study population included healthy young adults aged ≥ 18 to ≤ 30 years old.

Participation in the study was voluntary and anonymous, and no formal ethics approval was required to conduct the study. Subjects were informed that a completed questionnaire was considered to give consent to the data being used for scientific purposes only.

Measures

Demographic information

Gender, age, weight and height were recorded in the demographics.

Food frequency questionnaire

In this study, an adapted version of the short semi-quantitative food group questionnaire used in the ‘Million Women Study’ was used.[12] Similar adaptations of this food frequency questionnaire (FFQ) have been used successfully in target populations of young adults.[13,14] The FFQ assesses consumption of meat, fish, vegetables and salads, dairy products, snacks and grain products. The participants were first asked what food products they had been consuming during the past week followed by the estimated amounts of those products. Unlike most conventional FFQs, such as the NHANES,[15] the respondents were asked to write down the estimated number of times a food item was eaten during the past week instead of indicating their consumption in pre-defined categories. For foods such as vegetables, fruits and nuts, quantity was estimated for the food groups eaten in number of tablespoons and similar. The consumption of each food item was proportionally allocated according to the amount of respective food group reported using standard portion sizes (USDA) or quantitative measures when applicable. Daily fiber intake was calculated using data from USDA.[16] Macronutrient intake was calculated using council directives on nutrition labeling of food-stuffs.[17]

Participants with extreme or implausible values for energy intake were excluded to avoid under or over-reporting. Subjects with a total energy intake of < 800 or > 5000 for men and < 600 or > 4000 for women were removed from further analysis. The cutoff values were based on values used previously.[18]

Health- and immune status

Data on perceived health and immune status was collected using 1-item scores ranging from bad to excellent on a scale from 0 to 10. They were asked whether they considered their immune functioning to be reduced or not (yes/no).

Statistical analysis

All statistical analysis was conducted using SPSS 23. Descriptive statistics were computed for all parameters. For the group as a whole, and for males and females separately, the associations between dietary fiber intake and perceived health and immune status were computed using two-tailed nonparametric Spearman's rank correlations. Partial correlations were computed to control for daily caloric intake. Gender differences in dietary intake and health parameters were assessed using two-tailed independent-samples Mann-Whitney U-tests. Statistical significance was set at $p < 0.05$.

Results

Characteristics

The study included $N = 657$ participants, of whom $N = 148$ had missing responses or under/over-reported energy intake. Data from $N = 509$ participants were used for the statistical analyses, including $N = 366$ females (71.9%) and 143 (29.1%) males. Mean (SD) age was 20.8 (2.6) years. Mean BMI was 21.6 (2.3) for women and 22.2 (2.3) for men. The response rate was 77%.

Food consumption and health indicators

Mean (SD) energy intake per day was 1196 (386) kcal/day for women and 1611 (540) kcal/day for men. Mean daily dietary intake of fibers was 15.5 (6.9) g for the total study population, 14.9 (6.5) g for women and 17.3 (7.7) g for men. When controlling for daily energy intake, the daily dietary intake of fibers was 11.9 g/1000 kcal/day for the total study population, 12.5 g/1000 kcal/day for women, and 10.9 g/1000 kcal/day for men ($p = 0.001$). Most fibers come from cereals and grain products (59.7%), followed by fruit (27.1%) and vegetables (5.8%). The relative contribution of these sources to total fiber intake did not significantly differ between men and women for vegetables. However, men consumed significantly more cereals and grain products ($p = 0.029$), whereas women consumed significantly more fruit ($p = 0.0001$). Mean macronutrient intake, as percentage of total energy intake, was 8.3% protein, 58.0% carbohydrates, and 9.4% fat. Macronutrient intake did not differ significantly between the genders.

The mean (SD) general health score was 7.8 (1.0) for the overall population, 7.7 (1.0) for women and 7.9 (1.2) for men. The mean (SD) rating for immune function was 7.8 (1.3) for the total population, 7.7 (1.0) for women and 8.0 (1.5) for men. Regarding

perceived immune status, 28.9% of the overall study population reported reduced immunity. In women, 31.9% reported to experience reduced immunity. This number was significantly higher compared to the male population who reported reduced immunity in 21.3% of the cases ($p = 0.018$).

Associations between dietary intake and perceived health and immune rate

Figures 1 and 2 show the relationship between daily fiber intake and perceived health and immune status. Daily total fiber intake correlated significantly with the general health rate ($r = 0.171$, $p = 0.0001$) and perceived immune functioning ($r = 0.124$, $p = 0.008$). The partial correlation between fiber intake and general health remained significant ($r = 0.151$, $p = 0.002$) after controlling for total caloric intake.

In men, dietary fiber intake correlated significantly with perceived general health status ($r = 0.320$, $p = 0.0001$) and immune functioning ($r = 0.281$, $p = 0.002$). After controlling for caloric intake, the association between dietary fiber intake and perceived general health ($r = 0.261$, $p = 0.005$) remained significant, whereas the relationship with immune function-

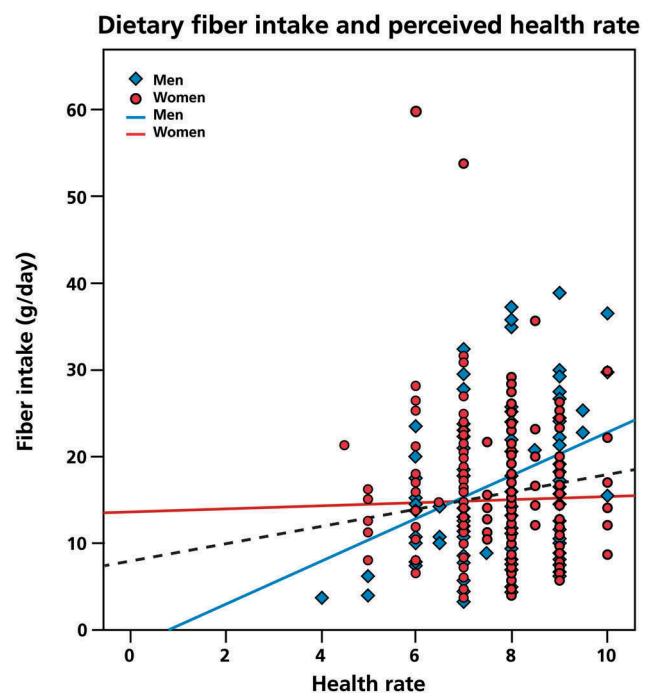


Figure 1. Dietary fiber intake and general health. To explore the possible relationship between self-reported health status and fiber intake, a two-tailed nonparametric Spearman's correlation was applied. Significant positive correlations were found for the total population ($p = 0.0001$) and for men ($p = 0.0001$). No significant correlation was found between daily intake of fibers and general health in women.

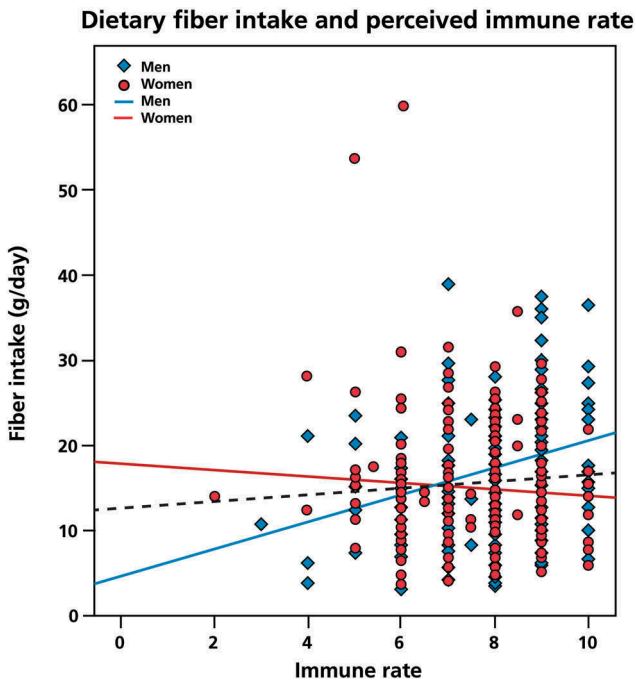


Figure 2. Dietary fiber intake and perceived immune functioning. To investigate the potential association between dietary fiber intake and perceived immune functioning, a two-tailed nonparametric Spearman's correlation was used. Positive correlations were found for the total study population ($p = 0.008$) and for men ($p = 0.002$). There was no significant relationship between dietary fiber intake and perceived immune rate in women.

ing ($r = 0.165$, $p = 0.077$) appears to be partly moderated by caloric intake. No significant relationship was found between dietary fiber intake and perceived health and immune rate in women.

Daily intake of cereals and grain products correlated significantly with perceived immune functioning ($r = 0.110$, $p = 0.14$), but not with general health ratings. Daily intake of vegetables or fruit did not correlate significantly with perceived immune functioning or general health ratings. The ratio between protein and carbohydrates correlated significantly with perceived immune functioning ($r = -0.121$, $p = 0.013$) but not with health rate. No significant difference in protein-carbohydrate ratio was observed between men and women.

Discussion

The findings from this study are consistent with previous reports in regards to fiber intake and the relationship between fiber intake and health and immune status.[9] Furthermore, it adds to the literature by showing profound gender differences in these associations. Whereas significant associations between fiber intake and perceived health and immune status were

found among men, these were not significant among women. In a population consisting of healthy young adults, large effects on health parameters would be unexpected. As anticipated, the average health and immune rates were high for both sexes. Nevertheless, a significant gender difference was found in the associations between fiber intake and health and immune status.

The observed gender differences may be explained by differences in dietary habits. Previous studies have reported greater effects in men than in women.[19] This appears to be related to women having baseline dietary habits more concordant with principles of the dietary interventions compared to men.[19,20] In contrast, men with lower daily fiber intake may benefit from dietary changes towards fiber-rich food.

Consumption of fibers from cereals, fruits and vegetables show different health benefits,[21] including mental benefits.[22] The fact that women consumed significantly more fibers from fruit, whereas men consumed significantly more fibers from cereals and grains may explain the observed gender differences.

There is evidence for substantial individual variation in gut microbial composition. Interestingly, a gender difference in dietary intake on microbiota has been observed for various vertebrates, including humans, with a consistent trend for larger dietary effects in males than in females. Although the underlying mechanisms for gender modulation of diet effects remain uncertain, mammalian studies have shown that sex hormones are able to modulate the microbial composition.[23,24] Additionally, immune function and susceptibility to immune related disease differ between the genders.[25,26] Hence, sex hormones and gender differences in immune function could possibly be the underlying reasons to the microbial differentiations and the different dietary effects.[27] This is further supported by animal studies showing that it is possible to suppress autoimmunity in high genetic risk animals through alteration of the gut microbiome. Additionally, sex hormones appear to be able to modulate sexual dimorphism observed in human autoimmune disease.[23] Although the observed effects in our relatively healthy and young population were small, a gender-specific impact of diet on the gut microbiota may explain the sex differences in perceived immune functioning. Since evidence of intestinal dysbiosis in autoimmune disease is emerging and alterations of the microbiota appear to be a causal factor, nonpathogenic sex-specific microbial therapies could be a future therapeutic option in immune related disease.[28–31]

The mean daily dietary intake of fibers in our study population is in line with previous findings showing

that Western diets contain fewer fibers than recommended. Besides dietary fiber intake, the association between self-reported health rate and fiber intake was also consistent with the NHANES results (15.5–16.1 g/day), as presented by King et al. [9]

The uneven ratio of men and women (1:3) in this study reflects the actual gender distribution of the Utrecht student population.[32] Furthermore, the cohorts were large enough to achieve sufficient power to be confident about the study outcome despite the gender ratio.

Although it is important to have objective assessments of immune functioning, people are often judging their health based on *perceived* health status. By tradition, health has been measured in mortality, morbidity, incidence and prevalence of disease, and so on. However, physical, emotional and social conditions all have a role in the etiology of disease and health perception should therefore not be ignored. Health decisions may be in part dependent on perceived health status.[33,34] In this regard, we agree with the World Health Organization who define health as a subjective state or ‘A complete state of physical, mental and social well-being, and not merely the absence of disease or infirmity.’[35] Nevertheless, the lack of laboratory assessments and physical examinations presents certain limitations to this study. Objective assessment should therefore be conducted in future studies.

Although the FFQ provides a measure of dietary fiber intake, it remains an estimate of true consumption. For example, the current FFQ did not account for portion sizes. Future studies should take this into account. Nevertheless, similar estimates have been used successfully in previously studies with young adults investigating the impact of food on perceived stress and depressive symptoms.[13–15] A general concern in dietary studies using self-report is the issue of deliberate or unconscious under-reporting.[36,37] In this study, a considerable low caloric intake was observed for both men and women. This may be explained by an underestimation in fat measurements by the FFQ. Also, to improve the reporting accuracy, energy intake cutoff values can be used to exclude under- or over-reporting subjects. While these values have been used in earlier settings, energy expenditure was not taken into account in the current study. This could have an effect on the validity of the dietary assessment.[18] In future research it will be important to take this into account, for example by applying the Goldberg cutoff that uses the ratio of energy intake to estimated basal metabolic rate to filter out unreliable reporting.[13,36] Nevertheless, since total energy intake may confound associations between specific nutrients and disease risk, bivariate analyses were applied in order to correct for caloric intake.[38] Finally, in the current study we did not take consumption of fiber supplements into

consideration. Nonetheless, earlier studies have demonstrated that for the vast majority of people fiber supplements contribute very little to the total intake of dietary fibers.[9,39]

Taken together, the findings from this study suggest that there is a modest association between dietary intake of fibers and perceived general health and immune functioning in men but not in women. Prospects for microbiome manipulation to treat diseases that originate from dysbiosis are of growing interest.[21,28] The use of environmental factors such as diets may lead to therapeutic alteration of the microbiome in a cost-effective manner.[27] Taking into account the limitations of the current study, future research is needed to further investigate the possible effects of gender differences. Combining subjective measurements with laboratory assessments including objective analyses of microbial composition and immune parameters are necessary to further explore the impact of fiber intake on health and immune status.

Acknowledgements

We would like thank Liselot Ribbert, Leontine Lensvelt, Annick de With and Laure Goede for their help with collecting the data.

Disclosure statement

Joris Verster has received grants/research support from the Dutch Ministry of Infrastructure and the Environment, Janssen, Nutricia, Red Bull and Takeda, and has acted as a consultant for the Canadian Beverage Association, Centraal Bureau Drogisterijbedrijven, Coleman Frost, Danone, Deenox, Eisai, Janssen, Jazz, Purdue, Red Bull, Sanofi-Aventis, Sen-Jam Pharmaceutical, Sepracor, Takeda, Transcept, Trimbos Institute, and Vital Beverages. Johan Garssen is part-time employee of Nutricia Research and received research grants from Nutricia research foundation, Top Institute Pharma, Top Institute Food and Nutrition, GSK, STW, NWO, Friesland Campina, CCC, Raak-Pro, and EU. The other authors have no potential conflicts of interest to disclose.

Funding

This research was supported by Utrecht University.

References

- [1] Kau AL, Ahern PP, Griffin NW, et al. Human nutrition, the gut microbiome and the immune system. *Nature*. 2011. 15. 474(7351):327–336.
- [2] Thorburn AN, Macia L, Mackay CR. Diet, metabolites, and “western-lifestyle” inflammatory diseases. *Immunity*. 2014. 19. 40(6):833–842.

- [3] Maslowski KM, Mackay CR, Eswaran S, et al. Diet, gut microbiota and immune responses. *Nat Commun*. Nature Publishing Group; 2014;5:5–9.
- [4] Kamada N, Seo S-U, Chen GY, et al. Role of the gut microbiota in immunity and inflammatory disease. *Nat Rev Immunol*. 2013;13:321–335.
- [5] Bäckhed F, Ley RE, Sonnenburg JL, et al. Host-bacterial mutualism in the human intestine. *Science*. 2005;307:1915–1920. Available from: <http://www.ncbi.nlm.nih.gov/pubmed/15790844>
- [6] Round JL, Mazmanian SK. The gut microbiota shapes intestinal immune response during health and disease. *Nat Rev Immunol*. 2009;9(5):313–323.
- [7] De Filippo C, Cavalieri D, Di Paola M, et al. Impact of diet in shaping gut microbiota revealed by a comparative study in children from Europe and rural Africa. *Proc Natl Acad Sci USA*. 2010 17;107(33):15691–15696.
- [8] Carding S, Verbeke K, Vipond DT, et al. Dysbiosis of the gut microbiota in disease. *Microb Ecol Health Dis*. 2015;1:1–9.
- [9] King DE, Mainous AG, Lambourne CA. Trends in dietary fiber intake in the United States, 1999–2008. *J Acad Nutr Diet*. 2012;112(5):642–648.
- [10] Slavin J. Fiber and prebiotics: mechanisms and health benefits. *Nutrients*. 2013;5:1417–1435.
- [11] Hooper LV, Littman DR, Macpherson AJ. Interactions between the microbiota and the immune system. *Science* (80-). 2012;336:1268–1273.
- [12] Roddam AW, Spencer E, Banks E, et al. Reproducibility of a short semi-quantitative food group questionnaire and its performance in estimating nutrient intake compared with a 7-day diet diary in the million women study. *Public Health Nutr* 2005;8(2):201–213. Available from: <http://www.ncbi.nlm.nih.gov/pubmed/15877913>
- [13] Mikolajczyk RT, El Ansari W, Maxwell AE. Food consumption frequency and perceived stress and depressive symptoms among students in three European countries. *Nutr J*. 2009 15;8:31.
- [14] El Ansari W, Stock C, Mikolajczyk RT. Relationships between food consumption and living arrangements among university students in four European countries - A cross-sectional study. *Nutr J*. 2012;11:28.
- [15] Centers for Disease Control and Prevention (CDC). National Center for Health Statistics (NCHS). National Health and Nutrition Examination Survey Questionnaire (or examination protocol, or laboratory protocol). Hyattsville (MD): Department of Health and Human Services, Centers for Disease Control and Prevention, [2003–2004]. Available from: <http://appliedresearch.cancer.gov/archive/usualintakes/FFQ.English.June0304.pdf>
- [16] The National Agricultural Library. National Nutrient Database for Standard References Release 27. USDA. 2015. Available from: <http://ndb.nal.usda.gov/ndb/foods>
- [17] Parliament and of the Council of 2 October 2011 on the provision of food information to consumers amending Regulations (EC) No 1924/2006 and (EC) No 1925/2006 of the European Parliament and of the Council, and repealing Commission Directive 87/250/EEC, Council Directive 90/496/EEC, Commission Directive 1999/10/EC, Directive 2000/13/EC of the European Parliament and of the Council, Commission Directives 2002/67/EC and 2008/5/EC and Commission Regulation (EC) No 608/2004. *Official Journal of the European Union*. 2011. Available from: <http://eur-lex.europa.eu/legal-content/EN/TXT/PDF/?uri=CELEX:32011R1169from=EN>
- [18] Vinikoor LC, Satia JA, Schroeder JC, et al. Associations between trans fatty acid consumption and colon cancer among Whites and African Americans in the North Carolina colon cancer study I. *Nutr Cancer*. 2009;61(4):427–436.
- [19] Leblanc V, Bégin C, Hudon A-M, et al. Gender differences in the long-term effects of a nutritional intervention program promoting the Mediterranean diet: changes in dietary intakes, eating behaviors, anthropometric and metabolic variables. *Nutr J*. 2014;13:107.
- [20] Orji RO, Vassileva J, Mandryk RL. Modeling gender differences in healthy eating determinants for persuasive intervention design. *Lect Notes Comput Sci (Including Subser Lect Notes Artif Intell Lect Notes Bioinformatics)*. 2013;7822 LNCS:161–173. Available from: http://link.springer.com/chapter/10.1007%2F978-3-642-37157-8_20#page-1
- [21] Hauner H, Bechtold A, Boeing H, et al. Evidence-based guideline of the German nutrition society: carbohydrate intake and prevention of nutrition-related diseases. *Ann Nutrmetab*. 2012;60(Suppl 1):1–58.
- [22] Smith AP. Breakfast cereal, fibre, digestive problems and well-being. *Curr Top Nutraceutical Res*. 2010;8:1–10.
- [23] Koren O, Goodrich JK, Cullender TC, et al. Host remodeling of the gut microbiome and metabolic changes during pregnancy. *Cell*. 2012;150:470–480.
- [24] Markle JGM, Frank DN, Mortin-Toth S, et al. Sex differences in the gut drive hormone-dependent regulation of autoimmunity. *Science*. 2013;339:1084–1088.
- [25] Lockshin MD. Sex differences in autoimmune disease. *Lupus*. 2006;15:753–756. Available from: <http://www.ncbi.nlm.nih.gov/pubmed/17153846>
- [26] Beagley KW, Gockel CM. Regulation of innate and adaptive immunity by the female sex hormones oestradiol and progesterone. *FEMS Immunol Med Microbiol*. 2003;38:13–22. Available from: <http://www.ncbi.nlm.nih.gov/pubmed/?term=Regulation+of+innate+and+adaptive+immunity+by+the+female+sex+hormones+oestradiol+and+progesterone>
- [27] McCarthy M. The “gender gap” in autoimmune disease. *Lancet*. 2000;356:1088. Available from: <http://www.ncbi.nlm.nih.gov/pubmed/11009154>
- [28] Gleicher N, Barad DH. Gender as risk factor for autoimmune diseases. *J Autoimmun*. 2007;28:1–6. Available from: <http://www.ncbi.nlm.nih.gov/pubmed/17261360>
- [29] Bolnick DI, Snowberg LK, Hirsch PE, et al. Cavity-free plasmonic nanolasing enabled by dispersionless stopped light. *Nat Commun*. 2014;5:4500.
- [30] Brown CT, Davis-Richardson AG, Giongo A, et al. Gut microbiome metagenomics analysis suggests a functional model for the development of autoimmunity for type 1 diabetes. *PLoS One*. 2011;6:1–9.
- [31] Frank DN, Zhu W, Sartor RB, et al. Investigating the biological and clinical significance of human dysbioses.

- Trends Microbiol. 2011;19:427–434. Available from: <http://www.ncbi.nlm.nih.gov/pubmed/?term=Investigating+the+biological+and+clinical+significance+of+human+dysbiosis>
- [32] CBS Statistics Netherlands. Many women prefer urban environment [Internet]. 2015. Available from: <http://www.cbs.nl/en-GB/menu/themas/gezondheid-welzijn/publicaties/artikelen/archief/2015/many-women-prefer-urban-environmenthtm.htm>
- [33] Idler EL, Benyamini Y. Self-rated health and mortality : a review of twenty-seven community studies. *J Health Soc Behav.* 2015;38:21–37. Available from: <http://www.ncbi.nlm.nih.gov/pubmed/9097506>
- [34] Hunt SM, McKenna SP, McEwen J, et al. A quantitative approach to perceived health status: a validation study. *J Epidemiol Community Health.* 1980;34:281–286. Available from: <http://www.ncbi.nlm.nih.gov/pmc/articles/PMC1052092/>
- [35] WHO. Preamble to the Constitution of the World Health Organization as adopted by the International Health Conference, New York, 19-22 June, 1946; signed on 22 July 1946 by the representatives of 61 States (Official Records of the World Health Organization, no. 2, p. 100) and entered into force on 7 April 1948. Available from: <http://www.who.int/about/definition/en/print.html>
- [36] Black AE. Critical evaluation of energy intake using the Goldberg cut-off for energy intake: basal metabolic rate. A practical guide to its calculation, use and limitations. *Int J Obes Relat Metab Disord.* 2000;24:1119–1130. Available from: <http://www.nature.com/ijo/journal/v24/n9/abs/0801376a.html>
- [37] Bedard D, Shatenstein B, Nadon S. Underreporting of energy intake from a self-administered food-frequency questionnaire completed by adults in Montreal. *Public Health Nutr.* 2004;7(5):675–681. Available from: <http://www.ncbi.nlm.nih.gov/pubmed/15251058>
- [38] Willett WC, Howe GR, Kushi LH. Adjustment for total energy intake in epidemiological studies. *Am J Clin Nutr.* 1997;65(4 Suppl):1220S–1228S. Available from: <http://www.ncbi.nlm.nih.gov/pubmed/9094926>
- [39] Pocobelli G, Kristal AR, Patterson RE, et al. Total mortality risk in relation to use of less-common dietary supplements. *Am J Clin Nutr.* 2010;91:1791–1800. Available from: <http://ajcn.nutrition.org/content/91/6/1791.full.pdf>