

The Phospha-Bora-Wittig Reaction

Andry M. Borys, Ella F. Rice, Gary S. Nichol, and Michael J. Cowley*

Cite This: *J. Am. Chem. Soc.* 2021, 143, 14065–14070

Read Online

ACCESS |

Metrics & More

Article Recommendations

Supporting Information

ABSTRACT: We report the phospha-bora-Wittig reaction for the direct preparation of phosphalkenes from aldehydes, ketones, esters, or amides. The transient phosphaborene $\text{Mes}^*\text{P}=\text{B}-\text{NR}_2$ reacts with carbonyl compounds to form 1,2,3-phosphaboraoxetanes, analogues of oxaphosphetane intermediates in the classical Wittig reaction. 1,2,3-Phosphaboraoxetanes undergo thermal or Lewis acid-promoted cycloreversion, yielding phosphalkenes. Experimental and density functional theory studies reveal far-reaching similarities between classical and phospha-bora-Wittig reactions.

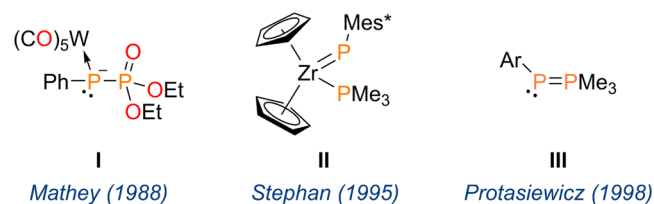
Phosphalkenes are closely related to alkenes.¹ The similar electronegativity of carbon and phosphorus makes $\text{C}=\text{P}$ π -bonds structurally and chemically similar to alkenes, albeit with narrower HOMO–LUMO gaps as a result of the weaker 2p–3p π -bond.¹ Because the replacement of $\text{C}=\text{C}$ with $\text{C}=\text{P}$ units alters frontier orbital energies without significantly polarizing the π -system, phosphalkenes are attractive “building blocks” for main-group π -conjugated molecules and materials.² Their advance from laboratory curiosity to chemical workhorse has also seen phosphalkenes used as ligands for transition-metal catalyzed transformations,^{3,4} and incorporated into inorganic polymers.^{5,6}

The first preparations of phosphalkenes exploited 1,3-silyl migration⁷ or elimination chemistry,^{8–10} necessitating preformed P–C σ -bonds.¹¹ Synthetically, it is more convenient to install the “RP=” functionality in one step at a late stage. The direct synthesis of phosphalkenes from carbonyl compounds, akin to the Wittig reaction, is therefore particularly attractive due to the availability and synthetic access to suitable carbonyl precursors. The first phospha-Wittig reagent, reported by Mathey in 1988,^{12,13} enables just such a conversion (I, Figure 1a).

Several “phospha-Wittig”^{2,14} reagents are now available. These compounds can be viewed as phosphinidenes coordinated by a Lewis base and/or to a Lewis acid. Organometallic terminal phosphinidene complexes (e.g., $\text{Cp}_2\text{Zr}=\text{PMes}^*(\text{PMe}_3)$, II) can be used to prepare phosphalkenes from aldehydes or ketones.^{15–17} Phosphoranylidenephosphines ($\text{ArP}=\text{PMe}_3 \leftrightarrow \text{ArP}^--\text{P}^+\text{Me}_3$)^{18,19} (III) perhaps bear the closest resemblance to classical Wittig reagents ($\text{R}_2\text{C}=\text{PPh}_3 \leftrightarrow \text{R}_2\text{C}^--\text{P}^+\text{Ph}_3$), given the closely related resonance forms, and the common phosphine-oxide by-product.

Despite the similarities between the Wittig and “phospha-Wittig” reaction, the latter is less well-developed and understood. Few mechanistic studies have been made.^{20,21} Furthermore, the reported “phospha-Wittig” reagents can be unstable or challenging to prepare. Phosphinidene transfer reactions are generally limited to aldehydes or activated carbonyl compounds. A widely applicable method of preparing

a) Key Examples of Phospha-Wittig Reagents



b) This Work

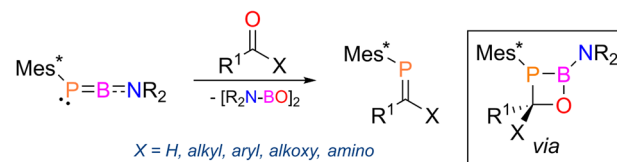


Figure 1. (a) Selected phospha-Wittig reagents; (b) the phospha-bora-Wittig reaction reported here.

phosphalkenes directly from a range of carbonyl compounds remains desirable.

We have recently demonstrated that transient phosphaborenes [$\text{Mes}^*\text{P}=\text{B}(\text{NR}_2)$] ($\text{Mes}^* = 2,4,6$ -tri-*tert*-butylphenyl; $\text{NR}_2 = 2,2,6,6$ -tetramethylpiperidine) can be accessed in solution and subsequently trapped by unsaturated compounds including phenylacetylene to give the corresponding formal [2 + 2] cycloaddition product.²² In 1986, Nöth and Glaser reported that transient methyleneboranes [$\text{R}_2\text{C}=\text{B}(\text{NR}'_2)$] undergo a Wittig-type reaction with ketones to give the corresponding alkene.²³ Considering the isoelectronic relationship between CR_2 and PR , and the reported reactivity of phosphinoboranes $\text{R}_2\text{PBR}'_2$ with $\text{C}=\text{O}$ bonds,^{24–26} we suspected that that phosphaborenes might be used to prepare phosphalkenes.

Received: June 16, 2021

Published: August 26, 2021



Here, we report the development of the “phospha-bora-Wittig” reaction (Figure 1b). Using the stabilizing Mes* substituent at P, we demonstrate the synthesis of known and novel phosphalkenes directly from a wide range of carbonyl compounds including ketones, aldehydes, esters and amides. We show that the reaction proceeds by a stepwise cycloaddition/cycloreversion mechanism, analogous to that considered operative in the classical Wittig reaction.²⁷

We initially investigated the reaction of diphosphadiboretane **1** with benzophenone. Heating **1** with two equivalents of benzophenone in C₆D₆ at 80 °C resulted in consumption of all starting materials and the emergence of new resonances at δ 15.4 and 38.6 in the ³¹P and ¹¹B NMR spectra respectively (reactions with 1 equiv of ketone lead to lower yields of product due to increased thermal decomposition of **1**). X-ray diffraction experiments on crystalline product confirmed the identity of the formal [2 + 2] cycloaddition product as **2a** (Figure 2). **2a** is analogous to the oxazaboretidines obtained

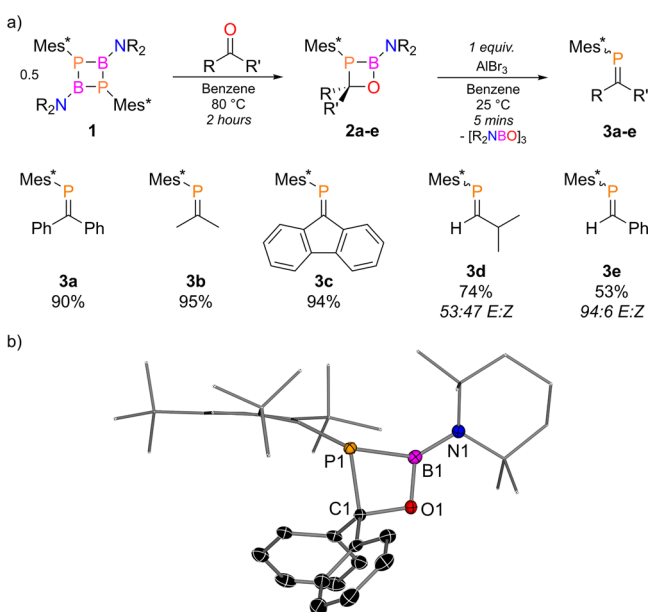


Figure 2. (a) Preparation of 1,2,3-phosphaboraoxetanes **2a–e** and their subsequent conversion into phosphalkenes **3a–e**. (Mes* = 2,4,6-*tert*-butylphenyl; NR₂ = 2,2,6,6-tetramethylpiperidino). (b) Structure of **2a**; thermal ellipsoids at 50% probability, and hydrogen atoms omitted.⁵¹

from the reaction of iminoboranes with ketones and aldehydes.²⁸ No evidence of the [4 + 2] cycloaddition product of **1** and benzophenone was observed, in contrast to the behavior of diazodiboretanes ([RBNR]₂).²⁹

Diphosphadiboretane **1** also reacts cleanly with acetone, forming the dimethyl 1,2,3-phosphaboraoxetane, **2b**. In contrast (to P=B), N≡B bonds react with the enol tautomer of acetone by 1,2 addition.³⁰ 9-Fluorenone, isobutyraldehyde, or benzaldehyde also react with **1**, forming **2c–2e**. Aldehyde-derived **2d/2e** have stereogenic P and C centers in their central PBCO ring. Only one of the expected two pairs of diastereomers of **2d/2e** was observed spectroscopically; either **2d** and **2e** are formed stereospecifically or inversion at phosphorus is facile. **2a–e** were characterized by NMR spectroscopy and single-crystal X-ray diffraction (see the Supporting Information (SI)).

1,2,3-Phosphaboraoxetanes **2a–e** are reminiscent of the four-membered oxetane intermediates in the classical Wittig reaction.²⁷ We thus considered that their conversion into phosphalkenes may be possible. Elimination of the O=BNR₂ fragment and its subsequent oligomerization would provide a thermodynamic incentive through B–O bond formation. The likelihood of such an elimination appears increased upon examination of the structures of **2a–e**. For example, the structure of **2a** (Figure 2b) reveals a planar, strained, central PBCO ring. The internal angles at C1 (92.07(8)°) and B1 (94.10(9)°) are particularly narrow. The NR₂ substituent at B1 is oriented to allow B=N π -bonding, leading to the short B1–N1 distance (1.410(2) Å).

We did not observe thermal elimination of phosphalkenes from the 1,2,3-phosphaboraoxetanes **2a–e**, even at elevated temperatures. However, addition of AlBr₃ (1 equiv) immediately converted **2a–e** into their corresponding phosphalkenes **3a–e**. The major initial boron-containing byproduct resonates at δ 20.0 in the ¹¹B NMR spectrum. Subsequent addition of pyridine (to sequester AlBr₃) led to the replacement of this signal with one at δ 22.3. After separation from the phosphalkene product, the boron-containing byproduct was identified by NMR and mass spectrometry as [R₂NBO]₃.²³ Al(III) halides promote the intramolecular decomposition of Mes*-substituted phosphalkenes.³¹ We did not observe such reactivity except with superstoichiometric (to **2a–e**) quantities of AlBr₃. A preference for AlBr₃ complexation of [R₂NBO]₃ (consistent with the ¹¹B NMR signal at δ 20.0) over coordination to phosphalkenes is thus likely. Conversion of **2a–e** to phosphalkenes could also be achieved more economically with substoichiometric quantities of AlBr₃ (see the SI).

Phosphalkenes **3a–e** are conveniently prepared in one pot from **1** and the corresponding ketone or aldehyde. After the formation of the 1,2,3-phosphaboraoxetanes **2a–e** (80 °C, 2 h), AlBr₃ addition affords known and novel phosphalkenes **3a–e** in good purity and yield (Figure 2a, 53–95%). Fluorenylidene phosphalkenes (e.g., **3c**) are promising components for organic materials based on their optoelectronic and redox properties.^{32–36}

When diphosphadiboretane **1** was reacted with esters in place of ketones/aldehydes, direct conversion to the 2-alkoxyphosphalkene products occurred (Figure 3). For example, the reaction of **1** and ethyl acetate led to the new phosphalkene

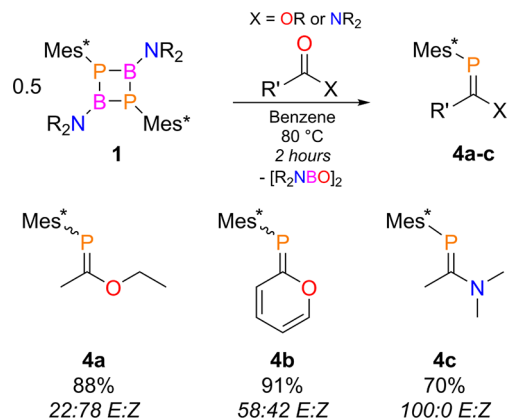


Figure 3. Synthesis of phosphalkenes **4a–c** directly from esters and amides (Mes* = 2,4,6-*tert*-butylphenyl; NR₂ = 2,2,6,6-tetramethylpiperidino).

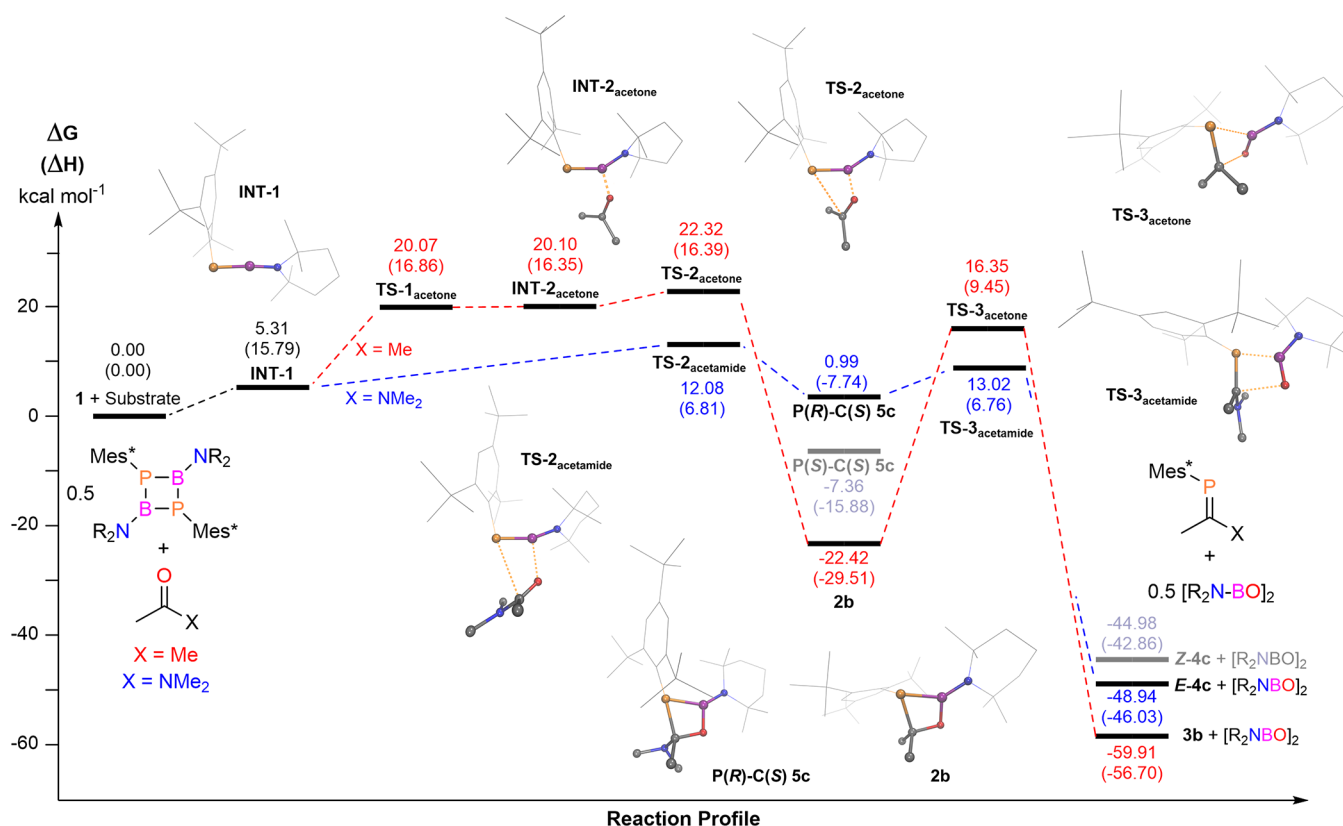


Figure 4. Computed reaction profiles for the reactions of **1** with acetone and acetamide (M06-2X/def2svp), ΔG^{298} (ΔH) in kcal mol⁻¹.

4a as a mixture (22:78) of *E* and *Z* isomers, identified by signals in the ³¹P{¹H} NMR spectrum at δ 120.1 and 104.4. ¹¹B NMR spectroscopy revealed the formation of [R₂NBO]₂,³⁷ indicated by a resonance at δ 28.1, which we confirmed crystallographically. Monitoring the reaction of **1** and ethyl acetate by NMR spectroscopy revealed that it proceeds through a transient 1,2,3-phosphaboraoxetane intermediate: signals at δ -115.7 (³¹P{¹H}) and δ 39.0 (¹¹B) are consistent with those for **2a–e** (Figure S1). We extended the reaction of esters with **1** to α -pyrone to afford the exocyclic phosphalkene **4b** as a mixture (58:42) of *E* and *Z* isomers. We also prepared the known 2-aminophosphalkene **4c**^{37,38} from **1** and *N,N*-dimethylacetamide. Phosphalkenes **4a–c** were easily isolated in high purity and yield (70–91%).

We used density functional theory calculations (M06-2X/def2svp)³⁹ to probe the mechanism of the reaction of **1** with carbonyl compounds. The first step in the reaction pathway (Figure 4) is the dissociation of **1** into the monomeric phosphaborene INT-1.²² Phosphaborenes have orthogonal P=B and B=N π systems and can exhibit both nucleophilic (at P) and electrophilic (at B) reactivity.²² For the initial interaction with acetone, we thus considered the (i) formation of a betaine-like intermediate²⁷ by the attack of P at the carbonyl carbon and (ii) interaction of the carbonyl oxygen atom with boron. We could not locate a betaine-type structures as minima. Instead, phosphaborene INT-1 and acetone react via TS1_{acetone} (+20.07 kcal mol⁻¹) to form acetone adduct INT-2_{acetone} (+20.10 kcal mol⁻¹).

Coordination of acetone to boron in INT-2_{acetone} lengthens C=O and P=B bond distances, increasing electrophilicity at the carbonyl carbon (C–O distance: 1.24 Å vs acetone, 1.20 Å) and nucleophilicity at the phosphorus center (P–B

distance: 1.82 Å vs INT-1 1.75 Å). As a result, intramolecular attack of the phosphorus center at the carbonyl carbon occurs via the very early transition state TS-2_{acetone} (+22.32 kcal mol⁻¹), closing the 4-membered ring. The resulting isolable phosphaoxaboretane **2b** is substantially stable relative to its precursors (-22.42 kcal mol⁻¹).

Phosphaborene INT-1 and acetamide follow an alternative pathway. Attempts to optimize acetamide counterparts of adduct INT-2_{acetone} minimized only to INT-1 and acetamide. INT-1 and acetamide instead react by cycloaddition through TS-2_{acetamide} (+12.08 kcal mol⁻¹) to form the phosphaoxaboretane P(R)-C(S)-5c or its P(S)-C(R) enantiomer (-7.36 kcal mol⁻¹). The amino-phosphaboraoxetane **5c** can exist as two pairs of diastereomers due to stereogenic P and C centers in the 4-membered ring. P(R)-C(S)-5c is less stable than its diastereomer P(S)-C(S)-5c relative to 0.5 **1** + acetamide (+0.99 vs -7.36 vs kcal mol⁻¹). We could not locate transition states leading to P(S)-C(S)-5c or its P(R)-C(R) enantiomer from INT-1 + acetamide; inspection of TS-2_{acetamide} reveals that inversion of either P or C centers would generate an unfavorable 1,2 steric interaction between Mes* and NMe₂ groups. Experimental insight into the stereochemistry of the intermediates **5c** is limited by the ready interconversion of *E* and *Z*-phosphalkenes.^{40,41}

Close inspection of the geometry of TS-2_{acetone} and TS-2_{acetamide} reveals that they adopt markedly different structures (Table S8). TS-2_{acetone} is highly puckered (P–B–O–C torsion = 48.8°) with a much more fully formed B–O than P–C bond (B–O distance 1.561 vs **2a** 1.386 Å [the B–O distance contracts -13%]; P–C 3.015 vs 1.921 Å [-57%]). In contrast, in TS-2_{acetamide} the developing P–C and B–O bonds form synchronously (B–O: 2.055 vs 1.393 Å [-48%]; P–C: 2.947

vs 1.974 Å [−49%]). The developing PBCO ring is much flatter (P–B–O–C torsion = −24.2°).

Why is TS-2_{acetamide} substantially lower in energy than TS-2_{acetone}? We ascribe this to two factors: (i) The synchronous formation of P–C and B–O bonds in TS-2_{acetamide} proceeds with a lesser decrease in B–N π -bonding as the P=B=N angle is distorted from away from linear in TS-2 (160° vs 129°). (ii) The more planar P–B–C–O ring in TS-2_{acetamide} enables the formation of C–H \cdots O hydrogen bonds between the amide oxygen and the methyl groups of the tetramethylpiperidine substituent at boron. The C–H \cdots O distances and angles, and C=O \cdots H angles in TS-2_{acetamide} (2.2–2.3 Å, 125–130°, and 135–145°, Table S10) are ideal for interactions of this kind, whereas those in the puckered TS-2_{acetone} are not (Table S9).⁴² Such interactions can amount to as much as 4 kcal mol^{−1} with optimum geometry.⁴³

The second barrier for the cycloreversion of phosphaboraoxetanes **2b**/**5c** to phosphalkenes and transient [R₂NBO] is much higher for **2b** than it is for **5c** (+38.77 vs +13.02 kcal mol^{−1}). The high energy of TS-3_{acetone} (+16.35 kcal mol^{−1}) is consistent with the observed thermal stability of **2b**, which requires the addition of AlBr₃ to promote cycloreversion.

Examination of the structures of TS-3 reveal their asynchronous character: in both cases, compared to precursors **2a**/**5c**, substantial C–O bond elongation (+51%, + 55%) is observed with only minimal P–B elongation (+14, + 4%, Table S11). This behavior strongly suggests that the lower energy of TS-3_{acetamide} vs TS-3_{acetone} can be attributed in part to stabilization of the developing positive charge at the carbon center by its NMe₂ substituent. Alkoxy substituents can be expected to fulfill the same π -donor role, which explains the differing fates in reactions of **1** with amides/esters and ketones/aldehydes. Similarly, we propose that AlBr₃ coordination to **2a–e** lowers the energy of TS-3_{acetone} by polarizing the C–O (and thus the forming C–P) bonds.

Our studies reveal deep and far-reaching mechanistic similarities between the reactions of **1** and carbonyl compounds and the Wittig reaction. We thus propose the term “phospha-bora-Wittig” to describe phosphalkene-forming reactions of phosphaborenes with carbonyl compounds. In the Wittig reaction, the transition state for the cycloaddition of ylide (Ph₃P=CHR) and carbonyl compound is subtly influenced by factors including 1,2 and 1,3 steric interactions in the cyclic four-membered transition state, dipole/dipole interactions, and C=O \cdots H hydrogen bonds.^{27,44} 1,2 Interactions play a role in the formation of **5c**, though the importance of 1,3 interactions is negated by the two-coordinate nature of the P/B centers. CH hydrogen bonding in TS-3 is also observed. We also note the similarity to borata-Wittig reactions of borata-alkenes, [R₂C=BR₂][−], with carbonyl compounds.^{23,45–49}

The classical Wittig reaction is limited in scope for esters/amides, generally requiring careful substrate modification to counteract the effect of the OR and NR₂ substituents.⁵⁰ This limitation is absent in the reactions of **1** with esters or amides. We ascribe this to the greater electrophilicity of the boron in RP=B=NR₂ compared to the phosphorus center in phosphorus ylides, R₃P=CR₂. We are currently working to extend the scope of this reaction to compounds with other substituents at phosphorus.

■ ASSOCIATED CONTENT

Supporting Information

The Supporting Information is available free of charge at <https://pubs.acs.org/doi/10.1021/jacs.1c06228>.

Synthetic procedures, NMR spectra, and computational details (PDF)

XYZ coordinates (ZIP)

Accession Codes

CCDC 1913519 and 2088200–2088204 contain the supplementary crystallographic data for this paper. These data can be obtained free of charge via www.ccdc.cam.ac.uk/data_request/cif, or by emailing data_request@ccdc.cam.ac.uk, or by contacting The Cambridge Crystallographic Data Centre, 12 Union Road, Cambridge CB2 1EZ, UK; fax: +44 1223 336033.

■ AUTHOR INFORMATION

Corresponding Author

Michael J. Cowley – EaStCHEM School of Chemistry, University of Edinburgh, Edinburgh EH9 3FJ, United Kingdom; orcid.org/0000-0003-0664-2891; Email: michael.cowley@ed.ac.uk

Authors

Andrzej M. Borys – EaStCHEM School of Chemistry, University of Edinburgh, Edinburgh EH9 3FJ, United Kingdom

Ella F. Rice – EaStCHEM School of Chemistry, University of Edinburgh, Edinburgh EH9 3FJ, United Kingdom

Gary S. Nichol – EaStCHEM School of Chemistry, University of Edinburgh, Edinburgh EH9 3FJ, United Kingdom

Complete contact information is available at: <https://pubs.acs.org/10.1021/jacs.1c06228>

Notes

The authors declare no competing financial interest.

■ ACKNOWLEDGMENTS

M.J.C. wishes to thank Dr. Tobias Krämer, Dr. Rafal Szabla, and Dr. Stephen Thomas for helpful discussions during this work. This project has received funding from the European Research Council (ERC) under the European Union's Horizon 2020 research and innovation programme (Grant Agreement No. ERC-2016-STG-716315).

■ REFERENCES

- (1) Mathey, F. Phospha-Organic Chemistry: Panorama and Perspectives. *Angew. Chem., Int. Ed.* **2003**, *42* (14), 1578–1604.
- (2) Baumgartner, T.; Jäkle, F. *Main Group Strategies towards Functional Hybrid Materials*; Wiley, 2017.
- (3) Weber, L. Phosphorus Heterocycles: From Laboratory Curiosities to Ligands in Highly Efficient Catalysts. *Angew. Chem., Int. Ed.* **2002**, *41* (4), 563–572.
- (4) Le Floch, P. Phosphaalkene, Phospholyl and Phosphinine Ligands: New Tools in Coordination Chemistry and Catalysis. *Coord. Chem. Rev.* **2006**, *250* (5–6), 627–681.
- (5) Gates, D. P. Expanding the Analogy between P=C and C=C Bonds to Polymer Science. *Top. Curr. Chem.* **2005**, *250*, 107–126.
- (6) Bates, J. I.; Dugal-Tessier, J.; Gates, D. P. Phospha-Organic Chemistry: From Molecules to Polymers. *Dalton Trans.* **2010**, *39* (13), 3151–3159.
- (7) Recker, G. Monosubstitutionsreaktionen an Substituierten Disilylphosphinen Mit Pivaloylchlorid. *Z. Anorg. Allg. Chem.* **1976**, *423*, 242–254.

- (8) Klebach, T. C.; Lourens, R.; Bickelhaupt, F. Synthesis of P-Mesityldiphenylmethylenephosphine: A Stable Compound with a Localized P=C Bond. *J. Am. Chem. Soc.* **1978**, *100* (15), 4886–4888.
- (9) Appel, R.; Peters, J.; Westerhaus, A. Phospha-Alkene Durch Thermische, Basen- Oder- Metall-Induzierte Eliminierung. *Tetrahedron Lett.* **1981**, *22* (49), 4957–4960.
- (10) Appel, R.; Casser, C.; Immenkeppel, M.; Knoch, F. Easy Synthesis of Phosphaalkenes by a Phosphorus-Analogous Isocyanide Reaction and an Atypical Crystal Structure of a Tetracarbonyl-(Phosphaalkene)Iron Complex. *Angew. Chem., Int. Ed. Engl.* **1984**, *23* (11), 895–896.
- (11) Aitken, R. A. 2-Functionalized Alkylidenephosphines. *Sci. Synth.* **2005**, *22*, 565–600.
- (12) (a) Marinetti, A.; Mathey, F. A Novel Entry to the PC-Double Bond: The “Phospha-Wittig” Reaction. *Angew. Chem., Int. Ed. Engl.* **1988**, *27* (10), 1382–1384. (b) Marinetti, A.; Bauer, S.; Ricard, L.; Mathey, F. The “Phospha-Wittig” Reaction: A New Method for Building Phosphorus-Carbon Double and Single Bonds from Carbonyl Compounds. *Organometallics* **1990**, *9* (3), 793–798.
- (13) The chemistry of such phospha-Horner–Wadsworth–Emmons reagents has recently been reviewed: Mai, J.; Ott, S. The Fascinating World of Phosphanylphosphonates: From Acetylenic Phosphaalkenes to Reductive Aldehyde Couplings. *Synlett* **2019**, *30*, 1867–1885.
- (14) Shah, S.; Protasiewicz, J. D. ‘Phospha-Variations’ on the Themes of Staudinger and Wittig: Phosphorus Analogs of Wittig Reagents. *Coord. Chem. Rev.* **2000**, *210*, 181–201.
- (15) Breen, T. L.; Stephan, D. W. Phosphinidene Transfer Reactions of the Terminal Phosphinidene Complex $Cp_2Zr(PC_6H_5-2,4,6-t-Bu_3)(PMe_3)$. *J. Am. Chem. Soc.* **1995**, *117* (48), 11914–11921.
- (16) Cummins, C. C.; Schrock, R. R.; Davis, W. M. Phosphinidenetantalum(V) Complexes of the Type $[(N_3N)Ta=PR]$ as Phospha-Wittig Reagents. *Angew. Chem., Int. Ed. Engl.* **1993**, *32* (5), 756–759.
- (17) Wicker, B. F.; Scott, J.; Andino, J. G.; Gao, X.; Park, H.; Pink, M.; Mindiola, D. J. Phosphinidene complexes of scandium: powerful PAr group-transfer vehicles to organic and inorganic substrates. *J. Am. Chem. Soc.* **2010**, *132*, 3691–3693.
- (18) Shah, S.; Protasiewicz, J. D. ‘Phospha-Wittig’ Reactions Using Isolable Phosphoranylidenephosphines $ArP=PR_3$ ($Ar = 2,6-Mes_2C_6H_3$ or $2,4,6-tBu_3C_6H_2$). *Chem. Commun.* **1998**, *3*, 1585–1586.
- (19) Protasiewicz, J. D. Coordination-like Chemistry of Phosphinidenes by Phosphanes. *Eur. J. Inorg. Chem.* **2012**, *2012*, 4539–4549.
- (20) Liao, H. Y. Computational Study of the Substitution Effect on the Mechanism for Phospha-Wittig Reaction. *Theor. Chem. Acc.* **2009**, *124* (1–2), 49–57.
- (21) Arkhynchuk, A. I.; Svyaschenko, Y. V.; Orthaber, A.; Ott, S. Mechanism of the Phospha-Wittig-Horner Reaction. *Angew. Chem., Int. Ed.* **2013**, *52* (25), 6484–6487.
- (22) Cowley, M. J.; Price, A. N.; Nichol, G. S. Phosphaborenes: Accessible Reagents for the Synthesis of C–C/P–B Isosteres. *Angew. Chem., Int. Ed.* **2017**, *56* (33), 9953–9957.
- (23) Glaser, B.; Nöth, H. Methyleneboranes as Intermediate of an Olefin Synthesis. *Chem. Ber.* **1986**, *119*, 3856–3858.
- (24) Daley, E. N.; Vogels, C. M.; Geier, S. J.; Decken, A.; Doherty, S.; Westcott, S. A. The Phosphinoboration Reaction. *Angew. Chem., Int. Ed.* **2015**, *54* (7), 2121–2125.
- (25) LaFortune, J. H. W.; Qu, Z. W.; Bamford, K. L.; Trofimova, A.; Westcott, S. A.; Stephan, D. W. Double Phosphinoboration of CO_2 : A Facile Route to Diphospha-Ureas. *Chem. - Eur. J.* **2019**, *25* (52), 12063–12067.
- (26) Geier, S. J.; LaFortune, J. H. W.; Zhu, D.; Kosnik, S. C.; Macdonald, C. L. B.; Stephan, D. W.; Westcott, S. A. The Phosphinoboration of Carbodiimides, Isocyanates, Isothiocyanates and CO_2 . *Dalton Trans.* **2017**, *46* (33), 10876–10885.
- (27) Byrne, P. A.; Gilheany, D. G. The Modern Interpretation of the Wittig Reaction Mechanism. *Chem. Soc. Rev.* **2013**, *42* (16), 6670–6696.
- (28) Paetzold, P.; Schröder, E.; Schmid, G.; Boese, R. (Tert-Butylimino)[Tert-butyl(Trimethylsilyl)Amino]Boran, Ein Aminoimino-
nboran, Und Seine Reaktionen. *Chem. Ber.* **1985**, *118* (8), 3205–3216.
- (29) Schreyer, P.; Paetzold, P.; Boese, R. Reaktionen Der Cyclobutadien-homologen Diazadiboretidine. *Chem. Ber.* **1988**, *121* (2), 195–205.
- (30) Böhnke, J.; Brückner, T.; Hermann, A.; González-Belman, O. F.; Arrowsmith, M.; Jiménez-Halla, J. O. C.; Braunschweig, H. Single and Double Activation of Acetone by Isolobal BN and BB Triple Bonds. *Chem. Sci.* **2018**, *9* (24), 5354–5359.
- (31) Tsang, C. W.; Rohrick, C. A.; Saini, T. S.; Patrick, B. O.; Gates, D. P. Reactions of Electrophiles with the Phosphaalkene $Mes^*P=CH_2$: Mechanistic Studies of a Catalytic Intramolecular C–H Bond Activation Reaction. *Organometallics* **2002**, *21* (6), 1008–1010.
- (32) Morales Salazar, D.; Mijangos, E.; Pullen, S.; Gao, M.; Orthaber, A. Functional Small-Molecules & Polymers Containing P=C and As=C Bonds as Hybrid Pi-Conjugated Materials. *Chem. Commun.* **2017**, *53*, 1120–1123.
- (33) Green, J. P.; Morales Salazar, D.; Gupta, A. K.; Orthaber, A. Golden Age of Fluorenylidene Phosphaalkenes – Synthesis, Structures, and Optical Properties of Heteroaromatic Derivatives and Their Gold Complexes. *J. Org. Chem.* **2020**, *85*, 14619–14626.
- (34) Wells, J. A. L.; Shameem, M. A.; Gupta, A. K.; Orthaber, A. Core and Double Bond Functionalisation of Cyclopentadithiophene-Phosphaalkenes. *Inorg. Chem. Front.* **2020**, *7*, 4052–4061.
- (35) Pan, X.; Wang, X.; Zhao, Y.; Sui, Y.; Wang, X. A Crystalline Phosphaalkene Radical Anion. *J. Am. Chem. Soc.* **2014**, *136*, 9834–9837.
- (36) Tan, G.; Li, S.; Chen, S.; Sui, Y.; Zhao, Y.; Wang, X. Isolable Diphosphorus-Centered Radical Anion and Diradical Dianion. *J. Am. Chem. Soc.* **2016**, *138*, 6735–6738.
- (37) Männig, D.; Narula, C. K.; Nöth, H.; Wietelmann, U. [2 + 2]-Cycloadditionen von (Tert-Butylimino)(2,2,6,6-tetramethylpiperidino)Boran Mit Kohlenstoffdichalkogeniden. *Chem. Ber.* **1985**, *118* (9), 3748–3758.
- (38) Navech, J.; Majoral, J. P.; Kraemer, R. Synthesis of the First Stable Metadithiophosphonate. *Tetrahedron Lett.* **1983**, *24* (52), 5885–5886.
- (39) Zhao, Y.; Truhlar, D. G. The M06 Suite of Density Functionals for Main Group Thermochemistry, Thermochemical Kinetics, Noncovalent Interactions, Excited States, and Transition Elements: Two New Functionals and Systematic Testing of Four M06-Class Functionals and 12 Other Function. *Theor. Chem. Acc.* **2008**, *120* (1–3), 215–241.
- (40) Jouaiti, A.; Geoffroy, M.; Terron, G.; Bernardinelli, G. The Benzodiphosphaalkene Ligand and Its PdII and PtII Complexes: Their Synthesis, Structure, and an ESR Study of Their Reduction Products. *J. Am. Chem. Soc.* **1995**, *117* (8), 2251–2258.
- (41) Gudimeta, V. B.; Rheingold, A. L.; Payton, J. L.; Peng, H. L.; Simpson, M. C.; Protasiewicz, J. D. Photochemical E-Z Isomerization of Meta-Terphenyl-Protected Phosphaalkenes and Structural Characterizations. *Inorg. Chem.* **2006**, *45* (13), 4895–4901.
- (42) C–H...O hydrogen bonding is generally accepted within C–H...O distances of 2.0–2.8 Å and angles of 110° to 180°, and C=O...H angles of 120° to 140°. See: Desiraju, G. R. The C–H...O Hydrogen Bond: Structural Implications and Supramolecular Design. *Acc. Chem. Res.* **1996**, *29* (9), 441–449.
- (43) Grabowski, S. J. Hydrogen Bonding Strength - Measures Based on Geometric and Topological Parameters. *J. Phys. Org. Chem.* **2004**, *17* (1), 18–31.
- (44) Robiette, R.; Richardson, J.; Aggarwal, V. K.; Harvey, J. N. Reactivity and Selectivity in the Wittig Reaction: A Computational Study. *J. Am. Chem. Soc.* **2006**, *128* (7), 2394–2409.
- (45) Pelter, A.; Buss, E.; Colclough, E. Stereoselective Synthesis of E- and Z-Alkenes by the Boron–Wittig Reaction. *J. Chem. Soc., Chem. Commun.* **1987**, *49* (4), 297–299.
- (46) Pelter, A.; Buss, D.; Colclough, E.; Singaram, B. Hindered Organoboron Groups in Organic Chemistry. 23. The Interactions of Dimesitylboron Stabilised Carbanions with Aromatic Ketones and Aldehydes to Give Alkenes. *Tetrahedron* **1993**, *49* (32), 7077–7103.

(47) Tomioka, T.; Sankranti, R.; Vaughan, T. G.; Maejima, T.; Yanase, T. An α -Diaminoboryl Carbanion Assisted Stereoselective Single-Pot Preparation of α,β -Disubstituted Acrylonitriles. *J. Org. Chem.* **2011**, *76* (19), 8053–8058.

(48) Coombs, J. R.; Zhang, L.; Morken, J. P. Synthesis of Vinyl Boronates from Aldehydes by a Practical Boron-Wittig Reaction. *Org. Lett.* **2015**, *17* (7), 1708–1711.

(49) Wang, T.; Kohrt, S.; Daniliuc, C. G.; Kehr, G.; Erker, G. Borata-Wittig Olefination Reactions of Ketones, Carboxylic Esters and Amides with Bis(Pentafluorophenyl)Borata-Alkene Reagents. *Org. Biomol. Chem.* **2017**, *15* (29), 6223–6232.

(50) Murphy, P. J.; Lee, S. E. Recent Synthetic Applications of the Non-Classical Wittig Reaction. *J. Chem. Soc., Perkin Trans. 1* **1999**, *21*, 3049–3066.

(51) Deposition Numbers 1913519 (for $[\text{R}_2\text{NBO}]_2$), 2088200 (**2a**), 2088201 (**2b**), 2088202 (**2c**), 2088203 (**2d**) and 2088204 (**2e**) contain the supplementary crystallographic data for this paper. These data are provided free of charge by the joint Cambridge Crystallographic Data Centre and Fachinformationszentrum Karlsruhe: Access structures service www.ccdc.cam.ac.uk/structures.