


 Cite this: *RSC Adv.*, 2022, 12, 29187

Synthesis, electropolymerization and functionalization *via* click chemistry of *N*-alkynylated dithieno[3,2-*b*:2',3'-*d*]pyrrole†

 Yuriy Bandera,^{ab} Haley W. Jones,^{ab} Benjamin Grant,^{ab} Sarah Mell^{ab} and Stephen H. Foulger^{ab}

A new *N*-alkynylated dithieno[3,2-*b*:2',3'-*d*]pyrrole (DTP) monomer was synthesized using a Buchwald–Hartwig amination of 3,3'-dibromo-2,2'-bithiophene with pent-4-yn-1-amine. The obtained monomer was investigated for the possibility of a pre-polymerization modification *via* Huisgen 1,3-dipolar cycloaddition (“click”) reaction with azide-containing organic compounds. The synthesized *N*-alkynylated DTP monomer is soluble in a number of organic solvents and reacts with organic azides *via* “click” reactions in mild conditions, achieving high yields. The *N*-alkynylated DTP monomer and its “click”-modified derivative can be electropolymerized to form polymeric films. Herein, the synthesis and characterization of a “click” modified DTP monomer, its pre-modified derivative, and their corresponding polymers are described. The developed method is a facile route to synthesize a new generation of various *N*-functionalized DTP homopolymers.

 Received 24th May 2022
 Accepted 29th September 2022

DOI: 10.1039/d2ra03265a

rsc.li/rsc-advances

Introduction

Dithieno[3,2-*b*:2',3'-*d*]pyrrole (DTP) and its *N*-substituted derivatives are popular building blocks to prepare a wide array of conjugated organic polymers.^{1,2} Due to the tunable material properties achieved by changing the structure of the monomeric unit, DTP-based polymers are employed in various applications. The optical and electronic properties of various polyDTPs have been investigated and applied in organic electronics, such as organic light-emitting diodes (OLEDs),^{3,4} organic field effect transistors (OFETs),^{5–9} electrochromic devices,⁶ organic photovoltaic devices^{8,10–14} and organic batteries.¹⁵ Additionally, *N*-alkyl substituted DTP homopolymers have been used as highly fluorescent materials¹⁶ and biosensors.^{17,18}

The majority of DTP monomers and their polymeric systems are based on dithienopyrroles with traditional alkyl and aryl side chains and are termed first generation DTPs.² So-called second generation DTPs are *N*-acylated DTPs, which show more stable HOMO and LUMO energy levels than first generation DTPs.¹⁹ Recently, the synthesis of the first *N*-functionalized

DTP monomer with an ethynyl group was described.²⁰ The presence of a terminal triple bond allows for the pre- or post-polymerization modification of the corresponding monomer or polymer *via* 1,3-dipolar cycloaddition “click” reactions^{21,22} or Sonogashira cross-coupling reactions.²² This method can be prospective for an easy and efficient route to synthesize new bioconjugated DTP homopolymers containing various pendant groups attached to the conjugated polymer backbone *via* “click” reactions with corresponding organic azides. However, this technique would be easily applicable in practice only if the new *N*-alkynylated DTP monomer is a compact molecule, well soluble in organic solvents, and has a relatively simple synthetic preparation. To the best of our knowledge, the first alkynylated DTP monomer described in literature²⁰ is the only known *N*-functionalized DTP with a terminal triple bond. Its preparation required two steps, beginning with a Buchwald–Hartwig cross-coupling reaction of 3,3'-dibromo-2,2'-bithiophene and 4-[[trimethylsilyl]ethynyl]-aniline, followed by the deprotection of the alkynyl group. In this product, the terminal triple bond was attached to the DTP ring by the phenyl group, which resulted in a bulky DTP molecule due to the additional aromatic ring in its structure.

Herein, a one-step synthesis of a new *N*-alkynylated DTP monomer *via* a Buchwald–Hartwig cross-coupling reaction²³ with pent-4-yn-1-amine and commercially available 3,3'-dibromo-2,2'-bithiophene is described. Additionally, a facile method to functionalize the new DTP monomer prior to polymerization *via* a copper-catalyzed azide/alkyne cycloaddition reaction is demonstrated. This methodology provides a rapid approach to fabricate different functionalized polyDTPs.

^aCenter for Optical Materials Science and Engineering Technologies (COMSET), Clemson University, Anderson, SC 29625, USA

^bDepartment of Materials Science and Engineering, Clemson University, Clemson, SC 29634, USA

^cDepartment of Bioengineering, Clemson University, Clemson, SC 29634, USA. E-mail: foulger@clemson.edu

† Electronic supplementary information (ESI) available. See DOI: <https://doi.org/10.1039/d2ra03265a>



Materials and methods

Reagents and solvents

All chemicals were purchased from Alfa Aesar or TCI America and used without further purification. All solvents used for reactions were distilled under nitrogen after drying over an appropriate drying reagent. All manipulations involving air- and/or moisture-sensitive compounds were carried out with the standard Schlenk technique under nitrogen.

Characterization

^1H and ^{13}C nuclear magnetic resonance (NMR) spectra were recorded on JEOL ECX-300 spectrometer. Chemical shifts for protons are reported in parts per million (ppm) downfield from tetramethylsilane and are referenced to residual protium in the NMR solvent (CDCl_3 : δ 7.26 ppm, D_2O : δ 4.79 ppm). Chemical shifts for carbons are reported in ppm downfield from tetramethylsilane and are referenced to the carbon resonances of the solvent (CDCl_3 : δ 77.16 ppm). Melting points were determined on an EZ-Melt automated melting point apparatus. Analytical thin-layer chromatography was performed on glass plates coated with 0.25 mm 230–400 mesh silica gel containing a fluorescent indicator. Column chromatography was performed using silica gel (spherical neutral, particle size 63–210 μm). Electrospray (ESI) mass spectra were obtained using an Agilent 6230 Time-of-Flight (TOF) spectrometer. Fourier transform infrared (FTIR) spectra were obtained with a Thermo Scientific Nicolet 6700 FTIR spectrometer and all spectra were measured using an attenuated total reflection (ATR) attachment with a diamond head. Absorption spectra were obtained using a PerkinElmer Lambda 900 UV-vis/NIR spectrophotometer. A BASi 100A Electrochemical Analyzer and a C3 Cell Stand were used to perform cyclic voltammetry (CV) measurements. A KLA Alpha-HQ Profilometer was used to measure film thickness.

Synthesis

5-Azidopent-1-yne (1). 5-Chloropent-1-yne (9.3 g, 0.091 mol) and sodium azide (7.7 g, 0.118 mol) were added to dry dimethylformamide (20 mL). The obtained mixture was stirred at 55 °C for 36 hours. After cooling, the mixture was filtered. The filtrate was diluted with cold water (100 mL) and extracted with dichloromethane. The organic solution was washed with water two times, separated, dried with Na_2SO_4 , filtered, and evaporated under reduced pressure at 30 °C. The product was a colorless oil, which contained 15% dimethylformamide and was used in the next step without additional purification. Yield 9.6 g (97%), clear oil. ^1H NMR (CDCl_3 , δ , ppm): 1.78 (m, 2H, $J = 6.8$ Hz), 1.99 (t, 1H, $J = 2.8$ Hz), 2.30 (d.t, 2H, $J = 6.8$ Hz, $J = 2.8$ Hz), 3.43 (t, 2H, $J = 6.8$ Hz).

Pent-4-yn-1-amine hydrochloride (2). 5-Azidopent-1-yne (1) (9.6 g, 0.088 mol) was dissolved in diethyl ether (80 mL). Triphenylphosphine (25.2 g, 0.096 mol) was added into the stirred solution in four portions at 15 minutes intervals. Nitrogen gas was released, and the reaction was slightly exothermic. The obtained solution was stirred at room temperature for 14 hours, followed by the dropwise addition of concentrated hydrochloric

acid (10 mL). The mixture was stirred an additional 3 hours and an amine hydrochloride solution layer precipitated on the bottom of the flask. A diethyl ether solution, which contained triphenylphosphine oxide and residual triphenylphosphine, was separated by decantation. The obtained aqueous solution of amine hydrochloride was washed with a fresh diethyl ether solution, separated, and cooled for 24 hours. The precipitated residual triphenylphosphine oxide was separated by filtration and the filtrate was evaporated and dried under reduced pressure to yield pent-4-yn-1-amine hydrochloride with a purity > 90%. The obtained product was used in the next step without additional purification. Yield 7.8 g (71%), pale yellow paste. ^1H NMR (D_2O , δ , ppm): 1.83 (m, 2H, $J = 6.9$ Hz), 2.28–2.35 (m, 3H, $J = 6.9$ Hz, $J = 2.8$ Hz), 3.07 (t, 2H, $J = 6.9$ Hz).

Pent-4-yn-1-amine (3). Pent-4-yn-1-amine (3) was prepared from its hydrochloride salt according to a previously reported method.²⁴ Pent-4-yn-1-amine hydrochloride (2) was dissolved in minimum deionized water, basified with sodium hydroxide, and extracted 3 times with diethyl ether. The organic solution was dried with Na_2SO_4 and filtered. Ether was evaporated from the solution at 37 °C. The residue, amine base, was used in the next step without additional purification. Pale yellow oil, yield 50%.

AlkyneDTP. AlkyneDTP was prepared by loading 3,3'-dibromo-2,2'-bithiophene (0.27 g, 0.836 mmol), pent-4-yn-1-amine hydrochloride (2) (0.14 g, 1.17 mmol), BINAP (0.03 g, 0.048 mmol), $\text{Pd}_2(\text{DBA})_3$ (0.01 g, 0.011 mmol) and toluene (10 mL) in a cylindrical pressure vessel (48 mL) under nitrogen. Powdered sodium methoxide (0.23 g, 4.26 mmol) was added, and the obtained mixture was vigorously stirred in the closed vessel under nitrogen at 130 °C for 24 hours. After cooling, the mixture was diluted with dichloromethane (10 mL) and filtered. The filtrate was evaporated under reduced pressure and the residue was purified by column chromatography. Solvent hexane/dichloromethane (2/1), $R_f = 0.5$. Yield 0.075 g (37%), pale yellow solid, mp = 70–71 °C. ^1H NMR (CDCl_3 , δ , ppm): 2.09 (m, 3H, $J = 6.2$ Hz, $J = 2.4$ Hz), 2.19 (m, 2H, $J = 6.2$ Hz, $J = 2.4$ Hz), 4.37 (t, 2H, $J = 6.2$ Hz), 7.07 (d, 2H, $J = 5.2$ Hz), 7.14 (d, 2H, $J = 5.2$ Hz). ^{13}C NMR (CDCl_3 , δ , ppm): 16.0, 29.1, 45.6, 69.7, 83.3, 111.1, 115.0, 123.1, 145.0. ESI⁺ mass (m/z): calculated for $\text{C}_{13}\text{H}_{11}\text{NS}_2$ [$\text{M} + \text{H}$]⁺ 246.041, found 246.041.

The same reaction as previously described was also performed with pent-4-yn-1-amine base (3) (3 mol excess) and powdered sodium methoxide (3 mol excess) in boiling toluene for 40 hours. This reaction resulted in AlkyneDTP with a 48% yield.

AzNap. AzNap dye was prepared using a previously described method.²⁵

DTPNap. AlkyneDTP (0.03 g, 0.122 mmol) and AzNap (0.044 g, 0.122 mmol) were dissolved in tetrahydrofuran (6 mL) and the solution was degassed with nitrogen. An aqueous solution of sodium ascorbate (12 mg, 0.061 mmol, 1 mL H_2O) was added into the stirred tetrahydrofuran solution, followed by an aqueous solution of copper(II) sulfate pentahydrate (9 mg, 0.037 mmol, 1 mL H_2O). The obtained mixture was vigorously stirred at 60 °C under nitrogen for 16 hours. After cooling, the mixture was extracted with dichloromethane and washed with

water. The organic solution was dried with Na_2SO_4 , filtered, and evaporated. The crude product was purified by column chromatography. Dichloromethane was used to wash out impurities, followed by dichloromethane/methanol (20/1) eluent, $R_f = 0.5$. Yield 0.06 g (81%), yellow solid $m.p = 79\text{--}80\text{ }^\circ\text{C}$. $^1\text{H NMR}$ (CDCl_3 , δ , ppm): 1.72 (m, 2H), 1.88 (m, 4H), 2.33 (m, 4H, $J = 6.9\text{ Hz}$, $J = 6.5\text{ Hz}$), 2.69 (t, 2H, $J = 6.5\text{ Hz}$), 3.22 (t, 4H), 4.23 (t, 2H, $J = 6.5\text{ Hz}$), 4.30 (t, 2H, $J = 5.8\text{ Hz}$), 4.41 (t, 2H, $J = 6.9\text{ Hz}$), 7.01 (d, 2H, $J = 5.5\text{ Hz}$), 7.10 (d, 2H, $J = 5.5\text{ Hz}$), 7.14 (d, 1H, $J = 7.9\text{ Hz}$), 7.40 (s, 1H), 7.65 (t, 1H, $J = 7.6\text{ Hz}$), 8.45 (d, 1H, $J = 7.9\text{ Hz}$), 8.53 (d, 1H, $J = 7.6\text{ Hz}$). $^{13}\text{C NMR}$ (CDCl_3 , δ , ppm): 22.9, 24.4, 26.3, 29.0, 29.7, 29.8, 37.4, 46.6, 48.3, 54.6, 111.3, 114.9, 115.4, 121.4, 122.83, 123.0, 125.5, 126.3, 130.1, 131.1, 131.4, 133.1, 145.0, 157.7, 164.3, 164.8. ESI⁺ mass (m/z): calculated for $\text{C}_{33}\text{H}_{32}\text{N}_6\text{O}_2\text{S}_2$ [$\text{M} + \text{Na}$]⁺ 631.193, found 631.193.

Electropolymerization

Cyclic voltammetry (CV) was performed with a BASi 100A Electrochemical Analyzer coupled to a C3 Cell Stand. ***p*-AlkyneDTP** was formed by adding 2 mL of a 0.01 M solution of **AlkyneDTP** in acetonitrile to 6 mL of 0.1 M tetrabutylammonium hexafluorophosphate (TBAPF₆) solution in acetonitrile in a C3 Cell Stand. The cell was purged with nitrogen for 20 minutes, followed by the insertion of a 3-electrode configuration with a silver/silver chloride (Ag/AgCl) reference, platinum (Pt) counter, and either a templated indium tin oxide (ITO) or Pt button working electrode. To electropolymerize the monomer into a film, the electrodes were cycled over 50 times at a scan rate of 100 mV s^{-1} from -0.5 V to $+0.9\text{ V}$ (vs. Ag/AgCl). To ensure the films were fully polymerized, the films were oxidized in pure electrolyte at $+1\text{ V}$ for 120 seconds. **AlkyneDTP** resulted in ***p*-AlkyneDTP** films that were blue colored when in the oxidized form ($+0.9\text{ V}$) and yellow colored when in the reduced form (-0.5 V). The ***p*-AlkyneDTP** film thickness was measured to be 255.5 nm.

***p*-DTPNap** was formed by adding 1 mL of a 0.01 M solution of **DTPNap** in dichloromethane to 6 mL of 0.1 M TBAPF₆ solution in dichloromethane in a C3 Cell Stand. The cell was purged with nitrogen for 20 minutes, followed by the insertion of a 3-electrode configuration with a Ag/AgCl reference, Pt counter, and a templated ITO working electrode. To electropolymerize the monomer into a film, the electrodes were cycled over 50 times at a scan rate of 100 mV s^{-1} from -0.5 V to $+0.9\text{ V}$ (vs. Ag/AgCl). To ensure the films were fully polymerized, the films were oxidized in pure electrolyte at $+1\text{ V}$ for 120 seconds. **DTPNap** resulted in ***p*-DTPNap** films that were blue colored when in the oxidized form ($+0.9\text{ V}$) and red colored when in the reduced form (-0.5 V). The ***p*-AlkyneDTP** film thickness was measured to be 528.3 nm. Data presented in the IUPAC redox voltage and current convention (positive potential to the right of the graph; positive/oxidizing current at the top of the graph).

Results and discussion

Synthesis

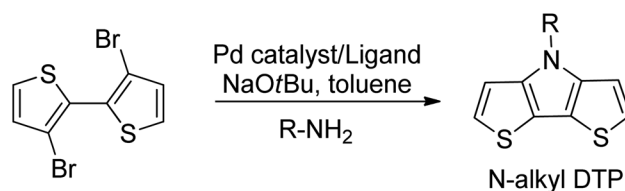
The unfunctionalized, parent dithieno[3,2-*b*:2',3'-*d*]pyrrole (DTP) molecule was first synthesized in 1983.²⁶ Nearly a decade

later, *N*-alkylated DTPs were prepared by the alkylation of the parent DTP.²⁷ Shortly thereafter, an improved method of *N*-alkyl DTP preparation was developed using Buchwald–Hartwig amination of 3-bromothiophene.²⁸ The current preferred synthetic method to prepare *N*-alkyl DTPs (cf. Scheme 1) is based on a Pd-catalyzed Buchwald–Hartwig coupling reaction of the primary amine with 3,3'-dibromo-2,2'-bithiophene.^{29,30}

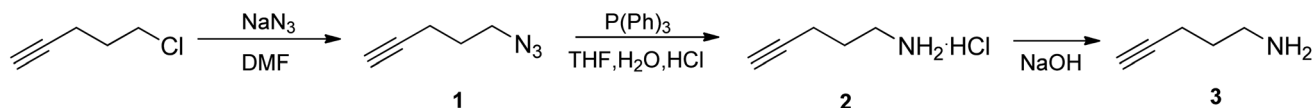
This reaction achieves the highest yields with primary alkylamines by using a tris(dibenzylideneacetone)dipalladium(0) ($\text{Pd}_2(\text{DBA})_3$) catalyst and a 2,2'-bis(diphenylphosphino)-1,1'-binaphthyl (BINAP) ligand in the presence of sodium *tert*-butoxide (NaOtBu). However, there is no literature regarding the preparation of alkynylated dithieno[3,2-*b*:2',3'-*d*]pyrroles using Buchwald–Hartwig amination with primary alkylamines containing terminal triple bonds. This approach does not work with primary alkylamines, such as propargylamine or its higher homologs. When the reaction is performed using a $\text{Pd}_2(\text{DBA})_3$ catalyst, BINAP ligand and a NaOtBu base, only the starting compounds are detected at the end of the reaction with no final product. In the efforts to determine a synthetic route to an alkyne-terminated DTP monomer, pent-4-yn-1-amine hydrochloride (2), its free base (3), and commercially available propargylamine were used as starting alkylamines for the Buchwald–Hartwig amination of 3,3'-dibromo-2,2'-bithiophene.

Pent-4-yn-1-amine hydrochloride (2) was synthesized starting from commercially available 5-chloropent-1-yne (cf. Scheme 2). In brief, 5-chloropent-1-yne was converted into its azide derivative 5-azidopent-1-yne (1). Compound (1) was then reduced by a Staudinger reaction to the hydrochloric salt of pent-4-yn-1-amine (2). Pent-4-yn-1-amine free base (3) was isolated from its hydrochloride salt (2) by the extraction of a saturated, basified aqueous solution of compound (2) with diethyl ether. However, it was preferable to work with hydrochloride (2) because the free base (3) is volatile and well soluble in water, which makes it difficult to separate at high yields.

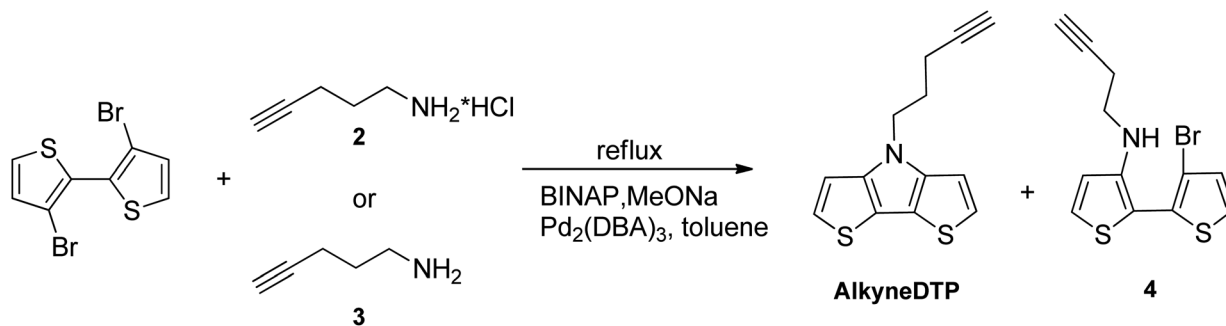
Having all amines in hand, a Buchwald–Hartwig coupling amination with 3,3'-dibromo-2,2'-bithiophene was investigated. It is important to note that when the common base for this type of coupling reaction, NaOtBu, was used, only starting compounds were observed in the reaction media after 24 hours in boiling toluene. NaOtBu base was substituted with NaOMe, and it was found that pent-4-yn-1-amine hydrochloride (2) or its free base (3) reacted with 3,3'-dibromo-2,2'-bithiophene in a refluxed toluene solution in the presence of a $\text{Pd}_2(\text{DBA})_3$ catalyst, BINAP ligand, and excess MeONa to form *N*-alkynylated DTP **AlkyneDTP** (cf. Scheme 3). The same coupling reaction with propargylamine, a lower homolog of pent-4-yn-1-amine (3), was



Scheme 1 Synthesis of *N*-alkyl DTPs.



Scheme 2 Synthesis of 5-azidopent-1-yne (1) (yield 97%), pent-4-yn-1-amine hydrochloride (2) (yield 71%), and pent-4-yn-1-amine (3) (yield 50%).



Scheme 3 Synthesis of AlkyneDTP (yield 37%, 48%) and mono-aminated intermediate (4).

performed in a closed flask and no product was detected by NMR analysis after several hours at 120 °C in a toluene solution. Propargylamine is less nucleophilic than its higher homologs and does not react with 3,3'-dibromo-2,2'-bithiophene under the reaction conditions. The greatest AlkyneDTP yield (48%) was obtained when 3 moles (excess) of the amine base (3) or 2 moles of its hydrochloride salt (2) were used. The fastest reaction occurred when using the free amine base (3) and was complete after 40 hours in boiling toluene under a nitrogen atmosphere with 3 moles MeONa. When using the hydrochloride salt (2), the reaction required 5 moles of MeONa and 48 hours in boiling toluene under a nitrogen atmosphere and ended with lower AlkyneDTP yields (37%). The reaction time could be twice reduced by raising the temperature to 130 °C and using a closed, heavy wall pressure vessel.

The amination of 3,3'-dibromo-2,2'-bithiophene with pent-4-yn-1-amine began with the formation of a mono-aminated intermediate (4). The secondary amino group in intermediate (4) finally reacted with a second bromine atom and formed the corresponding dithienopyrrole AlkyneDTP. The formation of the mono-aminated intermediate (4) occurred relatively quickly under the reaction conditions, usually within the first 6 hours, and could be easily tracked by NMR or TLC analyses. In the NMR spectra, the methylene group ($-\text{NH}-\text{CH}_2-$) in intermediate (4) has a distinct triplet at 3.34 ppm in deuterated chloroform, while the final AlkyneDTP product has this signal shifted to 4.37 ppm. The ring closure and the formation of AlkyneDTP was a slower process and took more time than the formation of the mono-aminated intermediate (4). Usually after 24 hours at 130 °C, the reaction with pent-4-yn-1-amine hydrochloride (2) produced a mix of the final product AlkyneDTP and the mono-aminated intermediate (4) with a ratio 7 : 3 correspondingly. Increasing the reaction time to fully complete the process did not improve the yield because of the formation of side products. However, intermediate (4) could be easily separated from

AlkyneDTP by column chromatography and converted to the final AlkyneDTP with a high yield (90%) by a repeated coupling reaction.

To investigate the pre-polymerization functionalization of AlkyneDTP via copper-catalyzed 1,3-dipolar cycloaddition, an azide-modified naphthalimide dye (AzNap)²⁵ was used (cf. Scheme 4). The AzNap dye has a maximum absorption at 400 nm that can be easily tracked by UV-vis analysis when attached to the DTP monomer (DTPNap) and corresponding polymer (*p*-DTPNap).

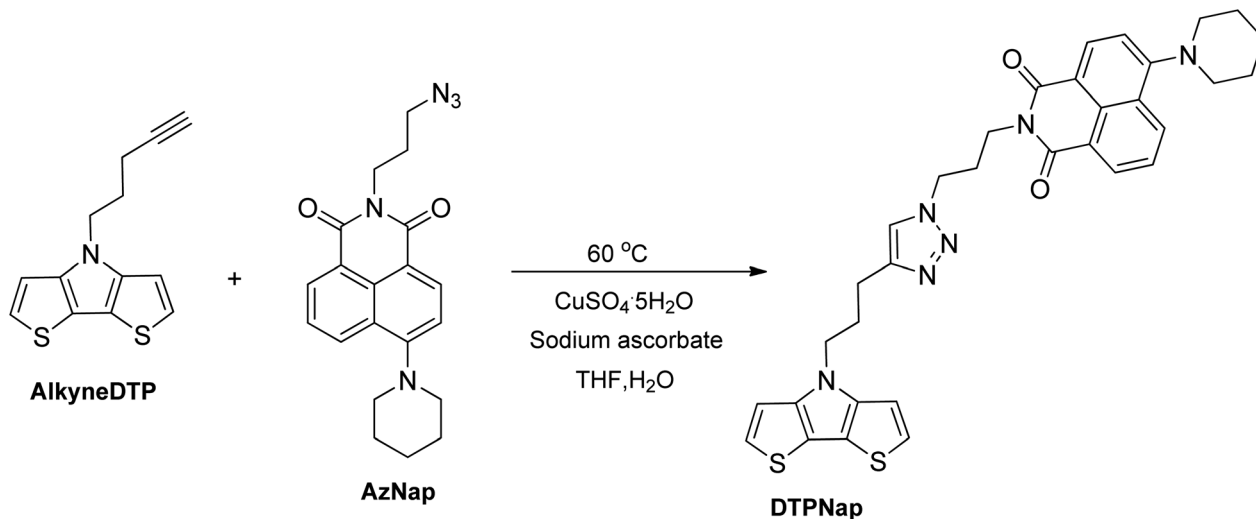
A cycloaddition reaction of AlkyneDTP and AzNap was performed in a tetrahydrofuran/water solution and catalyzed with aqueous solutions of copper(II) sulfate pentahydrate and sodium ascorbate to generate Cu(I) *in situ*.³¹ This reaction did not occur at room temperature and required heating at 60 °C for completion. The reaction is regioselective^{21,32} and, as expected, a single regioisomer of DTPNap monomer was isolated with an 81% yield.

Electropolymerization

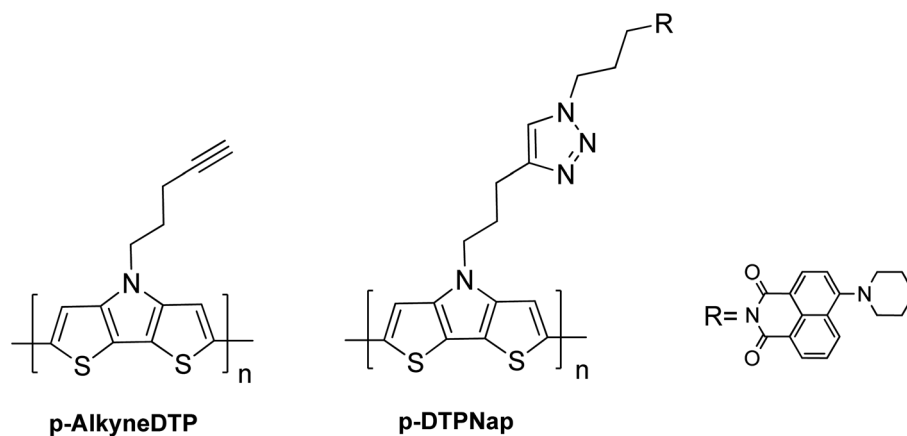
Monomers comprising of the dithieno[3,2-*b*:2,3-*d*]pyrrole (DTP) backbone can be electrochemically and chemically polymerized.^{16,27–29}

The two synthesized monomers, AlkyneDTP and DTPNap, were electrochemically polymerized to form films of *p*-AlkyneDTP and *p*-DTPNap (cf. Scheme 5), respectively, on Pt button electrodes. Fig. 1a presents the 1st and 50th cyclic voltammogram of the AlkyneDTP monomer in an acetonitrile/0.1 M TBAPF₆ electrolyte. In the 1st cycle, the irreversible peak oxidation of the monomer has an onset at 770 mV.

Two very small reduction peaks at *ca.* 695 mV and 277 mV (which are much more evident in the 50th cycle) on the back-sweep are indicative of the reduction of the initially deposited polymer. Films of polymerized AlkyneDTP (*p*-AlkyneDTP) were formed by substituting the Pt button working electrode with



Scheme 4 Synthesis of DTPNap (yield 81%) via 1,3-dipolar cycloaddition.



Scheme 5 Polymers *p*-AlkyneDTP and *p*-DTPNap.

ITO-coated glass slides or Pt strips. Electropolymerizing the monomer at +1000 mV (*vs.* Ag/AgCl) for 150 seconds resulted in thick adherent dark-blue films that were insoluble in water or organic solvents. This insolubility has been previously reported with electropolymerized DTP monomers.¹⁶ These films were conditioned prior to running their cyclic voltammograms by repeatedly cycling them in a monomer-free solution of acetonitrile/0.1 M TBAPF₆. Cyclic voltammograms were run from −500 mV to +900 mV (100 mV s^{−1}) (*cf.* Fig. 1b) and indicate the reversibility of the oxidation process of the *p*-AlkyneDTP films by the re-tracings of the cyclic runs. This suggests that no electrochemical degradation has taken place and the onset of the oxidation potential can be related to the ionization potential (IP). The onset potential (E_0) was estimated from the intersection of two tangent lines drawn at the rising oxidation current and background current to give a value of 60 mV. Referring the potential value to the standard hydrogen electrode (SHE) and in turn to the vacuum level reference, the IP (estimated through IP (eV) = $e(E_0 + 4.4)$) for *p*-AlkyneDTP is 4.46 eV.^{33,34} Readily

oxidizable conjugated polymers are characterized by IP values under 5 eV, such as poly(pyrrole) and poly(1,3-ethylenedioxythiophene), which are more stable in their poly(cationic) (doped) state than in their neutral state at ambient conditions.³⁵ For comparison, the electrochemical properties of poly(4-(6-hexyl)-4*H*-dithieno[3,2-*b*:2',3'-*d*]pyrrole) (p6DTP) have been recently presented and the IP of p6DTP is 4.4 eV, a value similar to reported energy levels in some *N*-substituted alkyl and alkyl ether polyDTPs.^{36–38}

Fig. 2a presents the 1st cyclic voltammogram of the DTPNap monomer in a dichloro-methane/0.1 M TBAPF₆ electrolyte and is relatively featureless in comparison to the initial cyclic voltammogram of the AlkyneDTP monomer (*cf.* Fig. 1a). Nonetheless, there is an irreversible oxidation peak of the monomer, which has an onset at 200 mV. Films of *p*-DTPNap were formed with ITO-coated glass slides or Pt strips as the working electrode. Electropolymerizing the monomer at +1000 mV (*vs.* Ag/AgCl) for 150 seconds resulted in thick adherent dark-blue films that were conditioned in monomer-free electrolyte prior

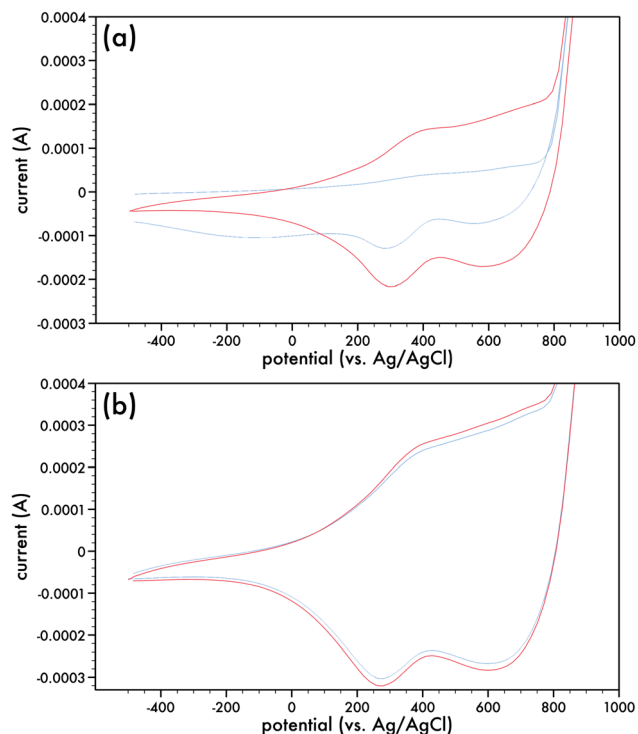


Fig. 1 Cyclic voltammograms for the oxidation of (a) AlkyneDTP monomer ($c = 2.5$ mM) in acetonitrile/0.1 M TBAPF₆; 1st cycle (blue) and 50th cycle (red). (b) *p*-AlkyneDTP; 25th cycle (blue) and 50th cycle (red). Electrolyte was acetonitrile/0.1 M TBAPF₆ and scan rate was 100 mV s⁻¹.

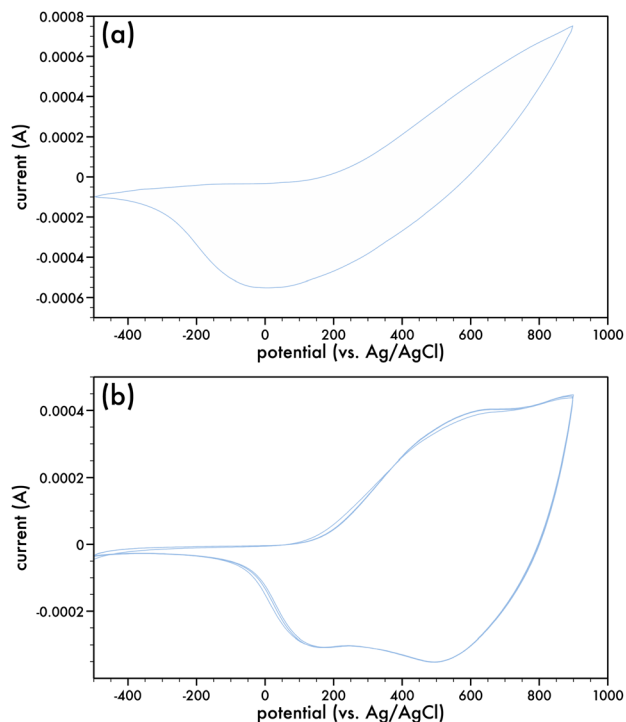


Fig. 2 Cyclic voltammograms for the oxidation of (a) DTPNap monomer ($c = 2.5$ mM) in dichloromethane/0.1 M TBAPF₆; 1st cycle (blue). (b) *p*-DTPNap; multiple cycles. Electrolyte was dichloromethane/0.1 M TBAPF₆ and scan rate was 100 mV s⁻¹.

to running cyclic voltammograms. Fig. 2b presents a number of the cyclic voltammograms of the *p*-DTPNap films indicating the reversibility of the oxidation process when cycled from -500 mV to $+900$ mV. With an E_0 of 160 mV, the IP is estimated to be 4.56 eV for *p*-AlkyneDTP.

FTIR spectroscopy

Fourier transform infrared (FTIR) spectra of the monomers were performed and compared to that of the corresponding polymers (*cf.* Fig. 3). As expected, the AlkyneDTP monomer exhibits the characteristic $\text{C}\equiv\text{C}$ - stretch vibration as a weak narrow peak at 2116 cm^{-1} and a terminal alkyne C-H bond stretch appears as a strong narrow band at 3266 cm^{-1} . The FTIR spectra of the electropolymerized polymer *p*-AlkyneDTP does not show any of the characteristic alkyne bond adsorption signals. However, the FTIR spectra of *p*-AlkyneDTP does show strong bands in the $3000\text{--}2850\text{ cm}^{-1}$ region, confirming the presence of aliphatic CH_2 - groups. These results indicate that the terminal alkyne group in AlkyneDTP was not stable during electropolymerization. Because the synthesized polymer *p*-AlkyneDTP no longer contained alkyne functional groups, it was not a suitable material for post-polymerization functionalization *via* “click” reactions with organic azides.

FTIR spectra of the DTPNap monomer contains a few bands at 3099 cm^{-1} , which are stretching vibrations of the triazole = C-H bond and aromatic C-H groups. Similar to the AlkyneDTP monomer, there are aliphatic CH_2 - bands observed at $2925\text{--}2849\text{ cm}^{-1}$. The C=O carbonyl groups in the DTPNap monomer have a strong band at 1646 cm^{-1} but this signal as well as other bands around 1640 cm^{-1} disappear after electropolymerization, which indicates the absence of carbonyl groups in *p*-DTPNap polymer due to their partial or complete reduction or another electrochemical reaction during electropolymerization. Similar to the DTPNap monomer, the FTIR spectra of *p*-DTPNap polymer has bands ranging from $3100\text{--}2800\text{ cm}^{-1}$ that correspond to aliphatic, aromatic C-H and triazole = C-H groups. These results indicate that the pre-polymerization functionalization of AlkyneDTP *via* a 1,3-dipolar cycloaddition reaction with an azide-modified molecule is a promising route to synthesize new DTP-based monomers and electropolymerization polymers.

UV-vis spectroscopy

The optical absorbance of monomers AlkyneDTP and DTPNap in dichloromethane are presented in Fig. 4. The monomers exhibit similar absorption peaks with maximums at 227, 298, and 310 nm, as well as a shoulder at *ca.* 288 nm. Additionally, DTPNap exhibits a peak with a maximum at 413 nm, which is attributed to the naphthalimide dye (AzNap) attached to the monomer *via* a “click” reaction.³⁹

Spectroelectrochemical absorption properties were obtained on the corresponding polymers *p*-AlkyneDTP (*cf.* Fig. 5a) and *p*-DTPNap (*cf.* Fig. 5b) in the solid state on ITO-coated glass slides. To measure the spectroelectrochemical properties, a 3-terminal electrochemical cell with a Pt wire counter electrode, Ag/AgCl reference electrode, and the electropolymerized films on ITO-coated glass as working electrodes were tested in

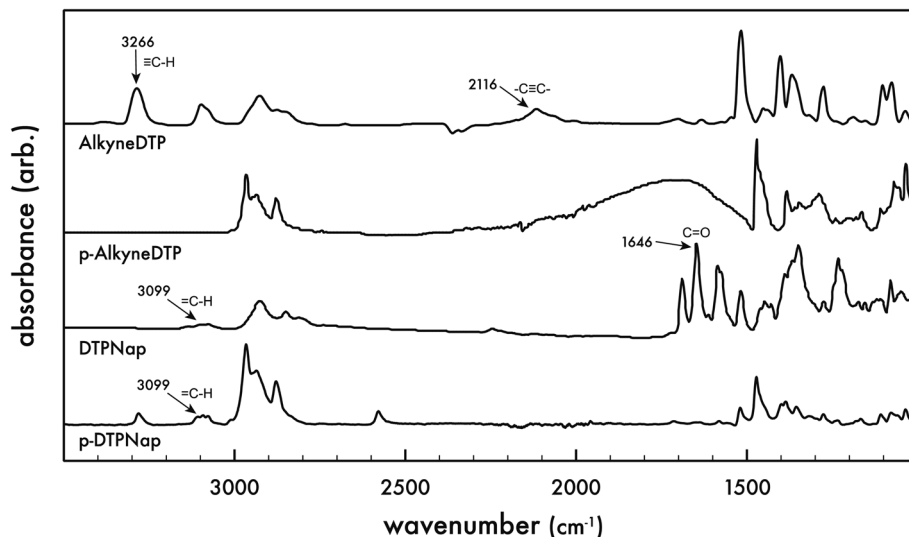


Fig. 3 Fourier transform infrared (FTIR) spectra of monomers, AlkyneDTP and DTPNap, and corresponding polymers, *p*-AlkyneDTP and *p*-DTPNap.

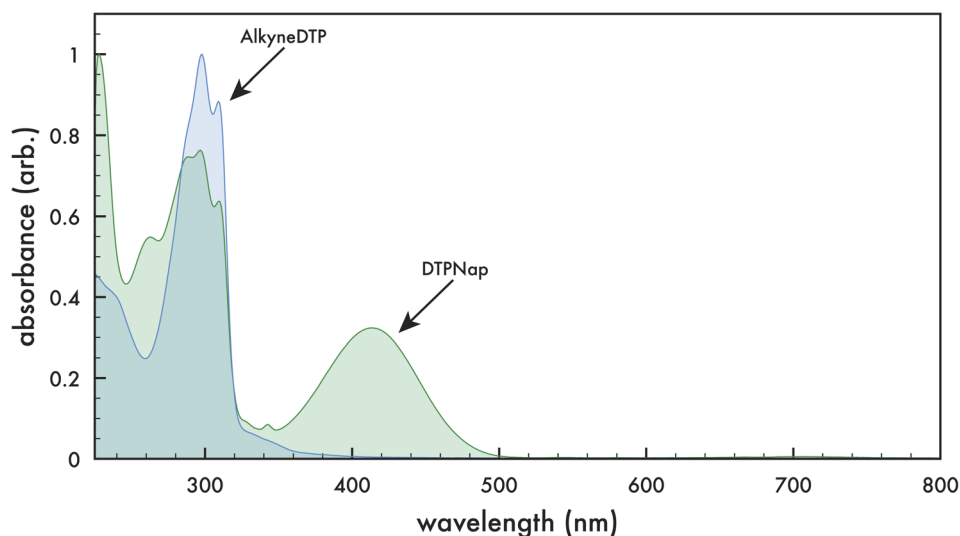


Fig. 4 Optical absorption spectra of AlkyneDTP (blue) and DTPNap (green) monomers in dichloromethane.

a dichloromethane/0.1 M TBAPF₆ electrolyte solution. Each film was probed at a specified voltage (+900 mV, +500 mV, −200 mV, and −500 mV *vs.* Ag/AgCl) for 120 seconds prior to measuring the optical properties by UV-vis spectroscopy. Both polymers demonstrate typical spectra for conjugated polymers undergoing redox reactions. The reduced form of *p*-AlkyneDTP (−500 mV *vs.* Ag/AgCl) exhibits a maximum absorption peak at 545 nm. By increasing the potential across the *p*-AlkyneDTP film up to +900 mV *vs.* Ag/AgCl, maximum absorption peaks at 388 nm and 760 nm appear as the reduced peak at 545 nm diminishes. Additionally, as voltage to the working electrode increased, a featureless absorption tail appeared extending from 800 nm to beyond 1350 nm. The reduced form of *p*-DTPNap exhibits a maximum absorption peak at 431 nm when charged at −500 mV *vs.* Ag/AgCl). This maximum peak is

attributed to the naphthalimide dye (**AzNap**) attached to the polymer *via* “click” reaction. By increasing the potential across the *p*-DTPNap film up to +900 mV *vs.* Ag/AgCl, the maximum peak blue-shifts to 409 nm and a new local maximum absorption peak appears at 737 nm. Similar to *p*-AlkyneDTP, a featureless absorption tail appears extending from 820 nm to beyond 1200 nm.

The electronic bandgap (ΔE_{uv}) for these chemistries could be calculated from the optical absorption band edge that is observed at the absorbance onset of the neutral form of the polymer. The onset of the absorption peak for *p*-AlkyneDTP and *p*-DTPNap is observed at 703 nm and 680 nm, respectively, giving a ΔE_{uv} of 1.76 eV for *p*-AlkyneDTP and 1.82 eV for *p*-DTPNap (*cf.* Table 1). By coupling the ΔE_{uv} obtained by UV-vis with the cyclic voltammetry derived IP (*i.e.*, HOMO) of the

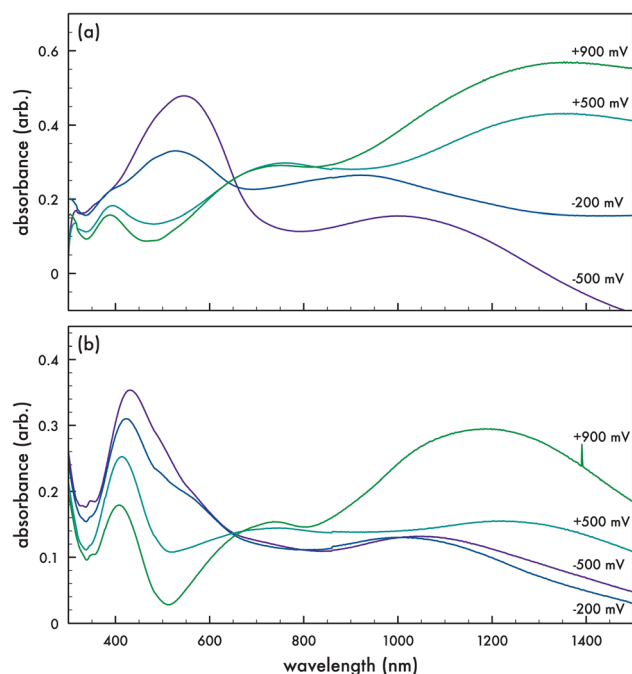


Fig. 5 Optical absorption spectra of (a) *p*-AlkyneDTP and (b) *p*-DTPNap in the solid state.

Table 1 Electronic characteristics of *p*-AlkyneDTP and *p*-DTPNap measured by UV-vis spectroscopy and cyclic voltammetry; all energies expressed in eV and are relative to the vacuum level

	UV-vis	Cyclic voltammetry	
	ΔE_{UV}	HOMO	LUMO
<i>p</i> -AlkyneDTP	1.76	-4.46	-2.70
<i>p</i> -DTPNap	1.82	-4.56	-2.74

electropolymerized films, the LUMO was estimated for each polymer (*cf.* Table 1). The *p*-AlkyneDTP and *p*-DTPNap polymers exhibit similar HOMO/LUMO energies to that of previously reported polyDTPs.^{36–38}

Conclusion

In summary, a new *N*-alkylated dithieno[3,2-*b*:2',3'-*d*]pyrrole (DTP) monomer with a terminal triple bond (AlkyneDTP) was synthesized and electropolymerized (*p*-AlkyneDTP). The AlkyneDTP monomer was successfully functionalized before polymerization *via* a 1,3-dipolar cycloaddition with an azide-modified dye (AzNap) to yield a DTPNap monomer. In addition to the electropolymerization of AlkyneDTP, the DTPNap monomer was also electropolymerized (*p*-DTPNap). The monomers and subsequent polymers were analyzed by Fourier transform infrared (FTIR) and UV-vis spectroscopy. It was found that the alkyne functional group in the AlkyneDTP monomer was not stable during electropolymerization and was not detected in the FTIR spectra of *p*-AlkyneDTP. Thus, eliminating *p*-AlkyneDTP's candidacy for post-polymerization

functionalization *via* 1,3-dipolar cycloaddition. However, *p*-DTPNap retained its pre-polymerization functionalization throughout the electropolymerization. These results afford the possibility to prepare various *N*-functionalized DTP monomers and corresponding polymers using 1,3-dipolar cycloaddition reactions with organic azides. The developed method allows for the addition of different functional groups to the polymeric DTP-backbone at high yields.

Conflicts of interest

There are no conflicts of interest to declare.

Acknowledgements

The authors thank the Gregg-Graniteville Foundation and the National Science Foundation (OIA-1632881) for financial support. The authors thank the National Institute of Health (S10 OD021758-01A1) for funding the electrospray (ESI) mass spectra unit.

References

- I. F. Perepichka and D. F. Perepichka, *Handbook of Thiophene Based Materials*, Hoboken, NJ, John Wiley & Sons, 2009.
- S. C. Rasmussen and S. J. Evenson, Dithieno[3,2-*b*:2',3'-*d*]pyrrole-based materials: Synthesis and application to organic electronics, *Prog. Polym. Sci.*, 2013, **38**(12), 1773–1804.
- M. Nakamura, C. Yang, E. Zhou, K. Tajima and K. Hashimoto, Polymer Bulk Heterojunction Photovoltaic Devices with Multilayer Structures Prepared by Thermal Lamination, *ACS Appl. Mater. Interfaces*, 2009, **1**(12), 2703–2706.
- S. J. Evenson, M. J. Mumm, K. I. Pokhodnya and S. C. Rasmussen, Highly Fluorescent Dithieno[3,2-*b*:2',3'-*d*]pyrrole-Based Materials: Synthesis, Characterization, and OLED Device Applications, *Macromolecules*, 2011, **44**(4), 835–841.
- T. L. Nelson, T. M. Young, J. Liu, S. P. Mishra, J. A. Belot, C. L. Balliet, et al. Transistor Paint: High Mobilities in Small Bandgap Polymer Semiconductor Based on the Strong Acceptor, Diketopyrrolopyrrole and Strong Donor, Dithienopyrrole, *Adv. Mater.*, 2010, **22**(41), 4617–4621.
- X. Zhang, T. T. Steckler, R. R. Dasari, S. Ohira, W. J. Potscavage, S. P. Tiwari, et al. Dithienopyrrole-based donor-acceptor copolymers: low band-gap materials for charge transport, photovoltaics and electrochromism, *J. Mater. Chem.*, 2010, **20**(1), 123–134.
- J. Liu, R. Zhang, G. Sauvé, T. Kowalewski and R. D. McCullough, Highly Disordered Polymer Field Effect Transistors: *N*-Alkyl Dithieno[3,2-*b*:2',3'-*d*]pyrrole-Based Copolymers with Surprisingly High Charge Carrier Mobilities, *J. Am. Chem. Soc.*, 2008, **130**(39), 13167–13176.
- X. Zhang, J. W. Shim, S. P. Tiwari, Q. Zhang, J. E. Norton, P.-T. Wu, et al. Dithienopyrrole-quinoline/pyridopyrazine donor-acceptor polymers: synthesis and electrochemical,

- optical, charge-transport, and photovoltaic properties, *J. Mater. Chem.*, 2011, **21**(13), 4971–4982.
- 9 J. Liu, R. Zhang, I. Osaka, S. Mishra, A. E. Javier, D.-M. Smilgies, et al. Transistor Paint: Environmentally Stable N-alkyldithienopyrrole and Bithiazole-Based Copolymer Thin-Film Transistors Show Reproducible High Mobilities without Annealing, *Adv. Funct. Mater.*, 2009, **19**(21), 3427–3434.
- 10 W. Belcher, S. Rasmussen and P. Dastoor, Characterization of N-Functionalized Poly(dithieno[3,2-b:2',3'-d]pyrrole)s in Ternary Blend Bulk Heterojunction Structured Organic Electronic Devices, *Polym. Prepr.*, 2007, **48**, 11–12.
- 11 R. S. Ashraf, J. Gilot and R. A. J. Janssen, Fused ring thiophene-based poly(heteroarylene ethynylene)s for organic solar cells, *Sol. Energy Mater. Sol. Cells*, 2010, **94**(10), 1759–1766.
- 12 S. C. Price, A. C. Stuart and W. You, Polycyclic Aromatics with Flanking Thiophenes: Tuning Energy Level and Band Gap of Conjugated Polymers for Bulk Heterojunction Photovoltaics, *Macromolecules*, 2009, **43**(2), 797–804.
- 13 D. Sahu, H. Padhy, D. Patra, J.-F. Yin, Y.-C. Hsu, J.-T. S. Lin, et al. Synthesis and applications of novel acceptor–donor–acceptor organic dyes with dithienopyrrole- and fluorene-cores for dye-sensitized solar cells, *Tetrahedron*, 2011, **67**(2), 303–311.
- 14 A. Yassin, T. Rousseau, P. Leriche, A. Cravino and J. Roncali, Evaluation of bis-dicyanovinyl short-chain conjugated systems as donor materials for organic solar cells, *Sol. Energy Mater. Sol. Cells*, 2011, **95**(2), 462–468.
- 15 P.-O. Schwartz, S. Förtsch, E. Mena-Osteritz, D. Weirather-Köstner, M. Wachtler and P. Bäuerle, Ferrocene-functionalized polyheteroacenes for the use as cathode active material in rechargeable batteries, *RSC Adv.*, 2018, **8**(26), 14193–14200.
- 16 K. Ogawa and S. C. Rasmussen, N-Functionalized Poly(dithieno[3,2-b:2',3'-d]pyrrole)s: Highly Fluorescent Materials with Reduced Band Gaps, *Macromolecules*, 2006, **39**(5), 1771–1778.
- 17 H. Azak, H. B. Yildiz and B. Bezgin Carbas, Synthesis and characterization of a new poly(dithieno (3,2-b:2',3'-d) pyrrole) derivative conjugated polymer: Its electrochromic and biosensing applications, *Polymer*, 2018, **134**, 44–52.
- 18 B. S. Dakshayini, K. R. Reddy, A. Mishra, N. P. Shetti, S. J. Malode, S. Basu, et al. Role of conducting polymer and metal oxide-based hybrids for applications in amperometric sensors and biosensors, *Microchem. J.*, 2019, **147**, 7–24.
- 19 S. J. Evenson and S. C. Rasmussen, N-Acyldithieno[3,2-b:2',3'-d]pyrroles: Second Generation Dithieno[3,2-b:2',3'-d] pyrrole Building Blocks with Stabilized Energy Levels, *Org. Lett.*, 2010, **12**(18), 4054–4057.
- 20 S. Schmid, J. Gačanin, Y. Wu, T. Weil and P. Bäuerle, Synthesis and bioconjugation of first alkynylated poly(dithieno[3,2-b:2',3'-d]pyrrole)s, *Polym. Chem.*, 2017, **8**(46), 7113–7118.
- 21 V. V. Rostovtsev, L. G. Green, V. V. Fokin and K. B. Sharpless, A Stepwise Huisgen Cycloaddition Process: Copper(I)-Catalyzed Regioselective “Ligation” of Azides and Terminal Alkynes, *Angew. Chem., Int. Ed.*, 2002, **41**(14), 2596–2599.
- 22 X. Huang, L. Yang, R. Emanuelsson, J. Bergquist, M. Stromme, M. Sjodin, et al. A versatile route to polythiophenes with functional pendant groups using alkyne chemistry, *Beilstein J. Org. Chem.*, 2016, **12**, 2682–2688.
- 23 J. P. Wolfe, S. Wagaw and S. L. Buchwald, An Improved Catalyst System for Aromatic Carbon–Nitrogen Bond Formation: The Possible Involvement of Bis(Phosphine) Palladium Complexes as Key Intermediates, *J. Am. Chem. Soc.*, 1996, **118**(30), 7215–7216.
- 24 Y. Saito, K. Matsumoto, S. S. Bag, S. Ogasawara, K. Fujimoto, K. Hanawa, et al. C8-alkynyl- and alkylamino substituted 2'-deoxyguanosines: a universal linker for nucleic acids modification, *Tetrahedron*, 2008, **64**(16), 3578–3588.
- 25 M. K. Burdette, H. W. Jones, Y. Bandera and S. H. Foulger, X-ray radioluminescent hydrogel stabilized crystalline colloidal arrays, *Opt. Mater. Express*, 2019, **9**(3), 1416–1429.
- 26 P. Zanirato, P. Spagnolo and G. Zanardi, Thermal decomposition of o-azidobithienyls, *J. Chem. Soc., Perkin Trans. 1*, 1983, **1**, 2551–2554.
- 27 A. Berlin, G. Pagani, G. Zotti and G. Schiavon, Electrochemical polymerization of 1H,7H-pyrrolo[2',3':4,5]-thieno[3,2-b]pyrrole and 4H-dithieno[3,2-b;2',3'-d]pyrrole, *Makromol. Chem.*, 1992, **193**(2), 399–409.
- 28 K. Ogawa and S. C. Rasmussen, A Simple and Efficient Route to N-Functionalized Dithieno[3,2-b:2',3'-d]pyrroles: Fused-Ring Building Blocks for New Conjugated Polymeric Systems, *J. Org. Chem.*, 2003, **68**(7), 2921–2928.
- 29 G. Koeckelberghs, L. De Cremer, W. Vanormelingen, W. Dehaen, T. Verbiest, A. Persoons, et al. Improved synthesis of N-alkyl substituted dithieno[3,2-b:2',3'-d] pyrroles, *Tetrahedron*, 2005, **61**(3), 687–691.
- 30 G. Koeckelberghs, L. De Cremer, A. Persoons and T. Verbiest, Influence of the Substituent and Polymerization Methodology on the Properties of Chiral Poly(dithieno[3,2-b:2',3'-d]pyrrole)s, *Macromolecules*, 2007, **40**(12), 4173–4181.
- 31 R. Berg and B. F. Straub, Advancements in the mechanistic understanding of the copper-catalyzed azide-alkyne cycloaddition, *Beilstein J. Org. Chem.*, 2013, **9**, 2715–2750.
- 32 F. Himo, T. Lovell, R. Hilgraf, V. V. Rostovtsev, L. Noodleman, K. B. Sharpless, et al. Copper(I)-Catalyzed Synthesis of Azoles. DFT Study Predicts Unprecedented Reactivity and Intermediates, *J. Am. Chem. Soc.*, 2005, **127**(1), 210–216.
- 33 L. Micaroni, F. Nart and I. Hümmelgen, Considerations about the electrochemical estimation of the ionization potential of conducting polymers, *J. Solid State Electrochem.*, 2002, **7**(1), 55–59.
- 34 C. M. Cardona, W. Li, A. E. Kaifer, D. Stockdale and G. C. Bazan, Electrochemical Considerations for Determining Absolute Frontier Orbital Energy Levels of Conjugated Polymers for Solar Cell Applications, *Adv. Mater.*, 2011, **23**(20), 2367–2371.

- 35 P. Bujak, I. Kulszewicz-Bajer, M. Zagorska, V. Maurel, I. Wielgus and A. Pron, Polymers for electronics and spintronics, *Chem. Soc. Rev.*, 2013, **42**(23), 8895–8999.
- 36 J. F. Mike, L. Shao, J.-W. Jeon and J. L. Lutkenhaus, Charge Storage in Decyl- and 3,6,9-Trioxadecyl-Substituted Poly(dithieno[3,2-b:2,3-d]pyrrole) Electrodes, *Macromolecules*, 2014, **47**(1), 79–88.
- 37 S. Förtsch and P. Bäuerle, Synthesis and characterization of two isomeric dithienopyrrole series and the corresponding electropolymers, *Polym. Chem.*, 2017, **8**(23), 3586–3595.
- 38 S. H. Foulger, Y. Bandera, B. Grant, J. Vilčáková and P. Sába, Exploiting multiple percolation in two-terminal memristor to achieve a multitude of resistive states, *J. Mater. Chem. C*, 2021, **9**(28), 8975–8986.
- 39 M. K. Burdette, Y. P. Bandera, G. M. Gray and S. H. Foulger, Dynamic Emission Tuning of X-ray Radioluminescent Crystalline Colloidal Arrays: Coupling the Optical Stop Band with Sequential Förster Resonance Energy Transfers, *Adv. Opt. Mater.*, 2019, **7**(2), 1801142.