

## PAPER

Cite this: *Nanoscale Adv.*, 2022, 4, 2873

## Extraordinary lattice thermal conductivity of gold sulfide monolayers†

Armin Taheri,<sup>a</sup> Simone Pisana <sup>\*ab</sup> and Chandra Veer Singh <sup>\*cd</sup>

Gold sulfide monolayers ( $\alpha$ -,  $\beta$ -Au<sub>2</sub>S,  $\alpha$ -,  $\beta$ -,  $\gamma$ -AuS) have emerged as a new class of two-dimensional (2D) materials with appealing properties such as high thermal and dynamical stability, oxidation resistance, and excellent electron mobility. However, their thermal properties are still unexplored. In this study, based on first-principles calculations and the Peierls–Boltzmann transport equation, we report the lattice thermal conductivity ( $\kappa$ ) and related phonon thermal properties of all members of this family. Our results show that gold sulfide monolayers have lattice thermal conductivity spanning almost three orders of magnitude, from 0.04 W m<sup>-1</sup> K<sup>-1</sup> to 10.62 W m<sup>-1</sup> K<sup>-1</sup>, with different levels of anisotropy. Particularly, our results demonstrate that  $\beta$ -Au<sub>2</sub>S with ultralow  $\kappa_{aa} = 0.06$  W m<sup>-1</sup> K<sup>-1</sup> and  $\kappa_{bb} = 0.04$  W m<sup>-1</sup> K<sup>-1</sup> along the principal in-plane directions, has one of the lowest  $\kappa$  values that have been reported for a 2D material, well below that of PbSe. This extremely low lattice thermal conductivity can be attributed to its flattened phonon branches and low phonon group velocity, high anharmonicity, and short phonon lifetimes. Our results may provide insight into the application of gold sulfide monolayers as thermoelectric materials, and motivate future  $\kappa$  measurements of gold sulfide monolayers.

Received 10th January 2022  
Accepted 24th May 2022

DOI: 10.1039/d2na00019a

rsc.li/nanoscale-advances

## 1 Introduction

The successful exfoliation of graphene from graphite in 2004 (ref. 1) has triggered the idea that materials with lower dimensions can have promising properties superior to their three-dimensional (3D) counterparts. Graphene combines unique properties such as extremely high electron mobility ( $\sim 200\,000$  cm<sup>2</sup> V<sup>-1</sup> s<sup>-1</sup>),<sup>2,3</sup> thermal conductivity ( $\sim 5300$  W m<sup>-1</sup> K<sup>-1</sup>),<sup>4</sup> and modulus of elasticity ( $\sim 1$  TPa).<sup>5</sup> However, graphene's zero band gap and low current on/off ratio pose obstacles to its applications in electronics. Two-dimensional transition-metal dichalcogenides (TMDs) and 2D materials of group V<sup>A</sup> (e.g., black phosphorene) are two well-known families of 2D materials beyond graphene that have been widely studied. Although 2D TMDs (e.g., MoS<sub>2</sub> and WSe<sub>2</sub>) have nonzero electronic band gap ( $\sim 1$ –2 eV),<sup>6</sup> their relatively low electron mobility ( $\sim 100$  cm<sup>2</sup> V<sup>-1</sup> s<sup>-1</sup>)<sup>6</sup> jeopardizes their applications in electronics. Black phosphorene, on the other hand, has both a direct band gap of about  $\sim 1.5$  eV as well as a desirably high electron mobility over 1000

cm<sup>2</sup> V<sup>-1</sup> s<sup>-1</sup>.<sup>7,8</sup> However, the ambient stability of black phosphorene is challenging as each phosphorus atom has two uncoupled electrons that can lead to oxidation and results in chemical degradation.<sup>9</sup> Thus, searching for stable 2D materials beyond graphene with desirable electronic, thermal, and mechanical properties to address technological challenges is still an important research topic in many disciplines ranging from materials science and condensed matter physics to engineering.

Recently, based on theoretical first-principles calculations, a new class of 2D materials consisting of gold (Au) and sulfur (S) elements<sup>10</sup> have been claimed to be dynamically and thermally stable.<sup>10</sup> This new family of 2D materials includes two phases of Au<sub>2</sub>S (including  $\alpha$ -Au<sub>2</sub>S and  $\beta$ -Au<sub>2</sub>S) and three phases of AuS (namely,  $\alpha$ -,  $\beta$ -, and  $\gamma$ -AuS). Based on density functional theory (DFT) calculations,  $\alpha$ -Au<sub>2</sub>S is a semiconductor with a highly desirable direct band gap of 1.0 eV.<sup>10</sup> Based on *ab initio* Born–Oppenheimer molecular dynamic simulations this structure is also thermally stable at temperatures as high as 1500 K.<sup>11</sup> Other gold sulfide monolayers are also semiconductors with indirect band gaps ranging from 1.6 eV to 3.6 eV. The electron mobility of  $\alpha$ -Au<sub>2</sub>S is predicted to be  $8.45 \times 10^4$  cm<sup>2</sup> V<sup>-1</sup> s<sup>-1</sup>,<sup>10</sup> which for example is about three orders of magnitude higher than MoS<sub>2</sub> and two orders of magnitude higher than black phosphorene. Furthermore, unlike black phosphorene, based on *ab initio* molecular dynamics simulations (AIMD) gold sulfide monolayers show a strong oxidation resistance<sup>10</sup> which is promising for their synthesis using techniques such as chemical vapor deposition (CVD).<sup>12</sup> Due to their ionic bond, gold sulfide

<sup>a</sup>Department of Electrical Engineering and Computer Science, York University, Toronto, Ontario M3J1P3, Canada. E-mail: pisana@yorku.ca<sup>b</sup>Department of Physics and Astronomy, York University, Toronto, Ontario M3J1P3, Canada<sup>c</sup>Department of Materials Science and Engineering, University of Toronto, Toronto, Ontario M5S 3E4, Canada. E-mail: chandraveer.singh@utoronto.ca<sup>d</sup>Department of Mechanical and Industrial Engineering, University of Toronto, Toronto, Ontario M5S 3G8, Canada† Electronic supplementary information (ESI) available. See <https://doi.org/10.1039/d2na00019a>

monolayers have a low Young modulus, predicted to be about  $35 \text{ N m}^{-1}$  for  $\alpha$ -Au<sub>2</sub>S.<sup>10</sup> This low Young modulus gives gold sulfide extra flexibility compared to other 2D materials.

Based on a very recent study,<sup>13</sup>  $\beta$ -AuS possesses a highly anisotropic electron mobility (zigzag:  $1.9 \times 10^4 \text{ cm}^2 \text{ V}^{-1} \text{ s}^{-1}$ , armchair:  $0.17 \text{ cm}^2 \text{ V}^{-1} \text{ s}^{-1}$ ). Very surprisingly, these values can be highly tuned when  $\beta$ -AuS is under 4% compressive strain, reaching to  $1.9 \times 10^6 \text{ cm}^2 \text{ V}^{-1} \text{ s}^{-1}$  and  $2.9 \times 10^5 \text{ cm}^2 \text{ V}^{-1} \text{ s}^{-1}$  along the zigzag and armchair directions, respectively. Moreover, an indirect to direct band gap transition in  $\beta$ -AuS has been reported to occur for an 8% compressive biaxial strain. The solar to hydrogen (STH) efficiency of  $\beta$ -AuS is also predicted to be 17.21% which is only slightly less than the theoretical maximum of 18%. This high value of STH makes  $\beta$ -AuS a promising photocatalyst for water splitting.

Despite the fact that previous studies provide insightful information on the stability and electronic properties of gold sulfide monolayers, their thermal properties remain unexplored. Due to their ionic bonds<sup>11</sup> and large atomic mass, gold sulfide monolayers should have low lattice thermal conductivity. A potentially low lattice thermal conductivity together with their high electron mobility can make them ideal candidates for applications in thermoelectric power generators and Peltier refrigerators, possessing a high “figure-of-merit” defined as  $zT = \frac{\sigma S^2 T}{\kappa}$ , where  $\sigma$  is electrical conductivity,  $S$  is Seebeck coefficient,  $T$  is temperature, and  $\kappa$  is the thermal conductivity.

It is known that a very effective theoretical approach to predict the thermal properties of novel nanostructures is solving the Peierls–Boltzmann transport equation (PBTE) using inputs from density functional theory (DFT).<sup>14–16</sup> However, one of the steps is to obtain a physically correct phonon dispersion curve for the material under study. Based on the continuum elasticity theory,<sup>17–19</sup> as a universal feature, the acoustic out-of-plane flexural (ZA) phonon branch close to the  $\Gamma$ -point in 2D monolayers has to be purely quadratic. However, due to the complex structure, obtaining such a physically correct ZA phonon branch for gold sulfide monolayers from DFT is a challenging task. The ZA phonon dispersion presented for this class of materials by prior studies<sup>10,11</sup> has either linear components or a small U-shaped region with imaginary frequencies close to the  $\Gamma$ -point, both of which can lead to huge errors in estimation of lattice thermal conductivity in the PBTE/DFT  $\kappa$  calculation framework.<sup>20</sup>

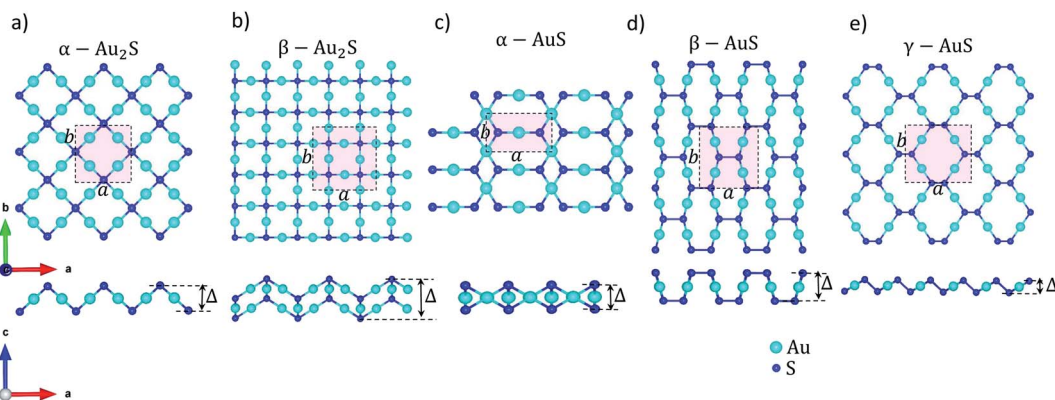
Here, we systematically study the phonon thermal transport properties of currently known phases of gold sulfide monolayers including  $\alpha$ -,  $\beta$ -Au<sub>2</sub>S and  $\alpha$ -,  $\beta$ -, and  $\gamma$ -AuS based on the iterative solution using the PBTE/DFT framework. To address the potential accuracy issue with the ZA mode, we impose the Born–Huang rotational invariance constraints on the harmonic interatomic force constants (IFCs) obtained from DFT, to recover the purely quadratic shape of the ZA branch close to the  $\Gamma$ -point. Our results provide a rich picture of the correlation between structural complexity and lattice thermal conductivity in gold sulfide monolayers which is a necessary component to examine their practical feasibility.

## 2 Computational methods

We start by structure optimization of gold sulfide monolayers to obtain the relaxed lattice constants and atomic positions. All DFT calculations are performed using the Quantum Espresso package,<sup>21</sup> with a projected augmented wave (PAW) pseudopotential and the Perdew Burke Ernzerhof (PBE) approximation to exchange and correlation.<sup>22</sup> The van der Waals interactions which are known to highly affect the relaxed structural properties of gold sulfide monolayers<sup>10</sup> are also included by using the “DFT-D3” scheme. The electronic wave functions are expanded with plane waves up to an energy cutoff of 110 Ry ( $\approx 1496 \text{ eV}$ ). A fully converged electronic  $\mathbf{k}$ -point mesh of  $31 \times 31 \times 1$  centered at  $\Gamma$  is used for reciprocal space integration of the Brillouin zone (BZ). The energy and force convergence thresholds for the geometry relaxation are set to  $10^{-5}$  a.u. ( $\approx 0.136 \text{ meV}$ ) and  $10^{-3}$  a.u. ( $\approx 26 \text{ meV } \text{\AA}^{-1}$ ), respectively. A vacuum spacing of 20  $\text{\AA}$  is imposed perpendicular to the monolayers to eliminate artificial interactions between neighbouring layers. Fig. 1 shows the optimized unit cell and a supercell of the different gold sulfide monolayers considered in this work. Listed in Table 1 are also the main geometry features including in-plane lattice parameters ( $a$  and  $b$ ), the puckering/buckling distance ( $\Delta$ ) of each monolayer, and their space group. Our results are in fair agreement with those reported by prior studies.<sup>10,13</sup>

We then obtain the harmonic (second-order) interatomic force constants (IFCs) of each structure using the Phonopy package. After a careful convergence test for each system, we use supercell sizes of  $5 \times 5 \times 1$ ,  $4 \times 4 \times 1$ ,  $7 \times 7 \times 1$ ,  $5 \times 5 \times 1$ , and  $5 \times 5 \times 1$  for  $\alpha$ -Au<sub>2</sub>S,  $\beta$ -Au<sub>2</sub>S,  $\alpha$ -AuS,  $\beta$ -AuS, and  $\gamma$ -AuS monolayers, respectively. Throughout this paper, the harmonic IFCs obtained at this step with no further corrections are referred to as “raw” harmonic IFCs. We note that usually the raw harmonic IFCs do not fully satisfy the rotational invariance conditions, and using them to obtain the dispersion curve of many 2D monolayers leads to a ZA branch that contains either a small “U-shaped” region of negative frequencies or linear components close to the  $\Gamma$ -point. This artifact can negatively affect the thermal conductivity prediction in terms of its value, anisotropy, and convergence behavior resulting in incorrect values, as discussed in detail in our previous study.<sup>20,23</sup> Here we use the HiPhive package<sup>24</sup> and an in-house code to enforce the rotational invariance as a post processing step, and obtain the “corrected” harmonic IFCs.

Next, we calculate the cubic anharmonic IFCs which are used to determine the phonon lifetime restricted by three-phonon scattering processes. After a careful convergence test, we use the thirdorder.py script<sup>25</sup> to create supercell sizes of  $3 \times 3 \times 1$ ,  $3 \times 3 \times 1$ ,  $4 \times 4 \times 1$ ,  $3 \times 3 \times 1$ , and  $3 \times 3 \times 1$  for  $\alpha$ -Au<sub>2</sub>S,  $\beta$ -Au<sub>2</sub>S,  $\alpha$ -AuS,  $\beta$ -AuS, and  $\gamma$ -AuS monolayers, respectively. The cutoff for interatomic interactions is also set at 10th, 8th, 7th, 11th, and 13th nearest neighbors for  $\alpha$ -Au<sub>2</sub>S,  $\beta$ -Au<sub>2</sub>S,  $\alpha$ -AuS,  $\beta$ -AuS, and  $\gamma$ -AuS monolayers, respectively. Due to their structural complexity, we note that the calculation of anharmonic IFCs in gold sulfide monolayers is noticeably more computationally



**Fig. 1** The unit cell, top, and side views of supercells of (a)  $\alpha$ -Au<sub>2</sub>S, (b)  $\beta$ -Au<sub>2</sub>S, (c)  $\alpha$ -AuS, (d)  $\beta$ -AuS, and (e)  $\gamma$ -AuS. The lattice constants are shown as  $a$  and  $b$ , and the puckering/buckling distance is denoted by  $\Delta$ . The Cartesian coordinates are also shown.

**Table 1** The calculated lattice constants ( $a$  and  $b$ ), puckering/buckling height ( $\Delta$ ), and the phase space for gold sulfide monolayers

Material	$a$ (Å)	$b$ (Å)	$\Delta$ (Å)	Space group
$\alpha$ -Au <sub>2</sub> S	5.75	5.75	2.59	$p4/nmm$
$\beta$ -Au <sub>2</sub> S	7.95	7.95	5.06	$p4/nmm$
$\alpha$ -AuS	6.19	3.54	2.32	$p2/m$
$\beta$ -AuS	6.12	6.78	3.06	$pmmn$
$\gamma$ -AuS	8.15	7.19	1.48	$c2/m$

expensive than other 2D monolayers. For example, for the case of  $\beta$ -Au<sub>2</sub>S, the chosen supercell size and cutoff value leads to 2224 DFT runs, each containing 108 atoms.

As the last step, the lattice thermal conductivity of each system is calculated with the ShengBTE package using the full (iterative) solution of PBTE as

$$\kappa_l^{\alpha\alpha} = \frac{1}{k_B T^2 \Omega N^2} \sum_{\lambda(\mathbf{q}, p)} n_\lambda^0 (1 + n_\lambda^0) (\hbar \omega_\lambda)^2 v_\lambda^\alpha F_\lambda^\alpha, \quad (1)$$

here  $k_B$  is Boltzmann's constant,  $T$  denotes the temperature,  $\Omega$  is the unit cell volume,  $N^2$  accounts for the total number of  $\mathbf{q}$ -points used for the first BZ integration ( $N \times N \times 1$   $\mathbf{q}$ -point grid),  $\lambda(\mathbf{q}, p)$  represents a phonon mode with wave-vector  $\mathbf{q}$  and polarization branch number  $p$ ,  $n_\lambda^0$  is the phonon occupation number based on Bose-Einstein statistics,  $\omega$  is the phonon frequency,  $\hbar$  is the reduced Planck constant, and  $v_\lambda^\alpha$  represents

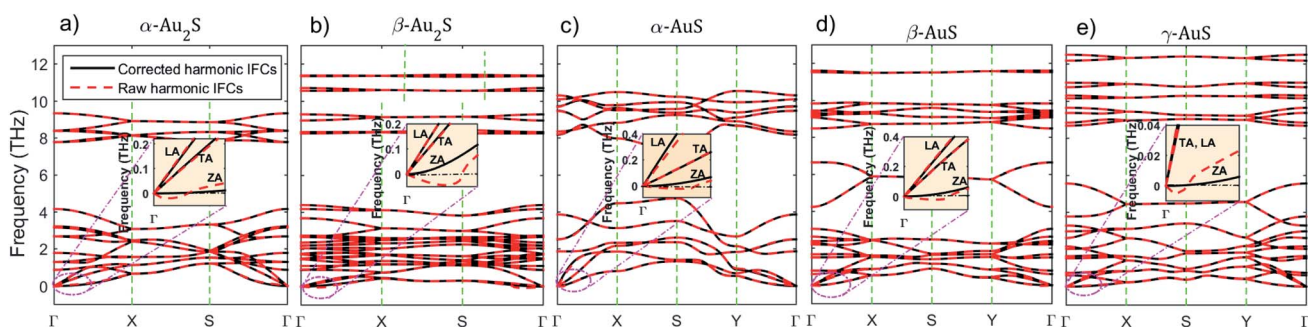
the phonon group velocity in the direction  $\alpha$ .  $F_\lambda$  is the solution of the linearized PBTE given by

$$\mathbf{F}_\lambda = \tau_\lambda^0 (\mathbf{v}_\lambda + \mathbf{\Delta}_\lambda), \quad (2)$$

in which  $\tau_\lambda^0$  is the relaxation time of mode  $\lambda$  and  $\mathbf{\Delta}_\lambda$  is a correction term with the dimension of velocity that represents the deviation of the population of a specific phonon mode from the prediction of the relaxation time approximation (RTA). More details about this method can be found in ref. 25. The  $\mathbf{q}$ -point sampling grid used for the integration of the first BZ in this step is  $100 \times 100 \times 1$  for  $\beta$ -Au<sub>2</sub>S, and  $80 \times 80 \times 1$  for all other gold sulfide monolayers. These choices for highly dense grids are the result of a careful convergence test of phonon properties and thermal conductivity in all structures, as shown in the ESI<sup>†</sup>. Finally, the thermal conductivity of each monolayer obtained at this step is scaled by its actual thickness calculated as  $d = \Delta + 2r$  with  $\Delta$  shown in Fig. 1, and  $r$  being the van der Waals radii of the S atom. The calculated thicknesses are 6.19 Å, 8.66 Å, 5.92 Å, 6.66 Å, and 5.08 Å for  $\alpha$ -Au<sub>2</sub>S,  $\beta$ -Au<sub>2</sub>S,  $\alpha$ -AuS,  $\beta$ -AuS, and  $\gamma$ -AuS, respectively.

### 3 Results and discussion

The relaxed structure of gold sulfide monolayers are illustrated in Fig. 1. We emphasize that although all monolayers have the same elemental constitution, they show distinct geometrical



**Fig. 2** Phonon dispersion curve of (a)  $\alpha$ -Au<sub>2</sub>S, (b)  $\beta$ -Au<sub>2</sub>S, (c)  $\alpha$ -AuS, (d)  $\beta$ -AuS, and (e)  $\gamma$ -AuS obtained using corrected and raw harmonic IFCs. In each case, the inset also shows the zoomed-in region close to the  $\Gamma$ -point along the  $\Gamma$ -X high symmetry direction.



features. For example, there are two types of nonequivalent Au atoms in the structure of  $\alpha$ -AuS (Fig. 1(c)); in one type, each Au atom is bonded with two S atoms. In the other type, each is tetracoordinated with S atoms.<sup>10</sup> This can lead to different bonding and phonon properties compared to, for example,  $\gamma$ -AuS, in which all gold atoms have similar bonding environments (Fig. 1(e)). Similarly, one can observe other differences for the sulfur atoms in  $\alpha$ -Au<sub>2</sub>S and  $\beta$ -Au<sub>2</sub>S monolayers (Fig. 1(a) and (b)).

Now we investigate the phonon dispersion curves of gold sulfide monolayers. There are 6, 12, 4, 8, and 8 atoms in the unit cells of  $\alpha$ -Au<sub>2</sub>S,  $\beta$ -Au<sub>2</sub>S,  $\alpha$ -AuS,  $\beta$ -AuS, and  $\gamma$ -AuS, respectively. This leads to a total of 18 ( $\alpha$ -Au<sub>2</sub>S), 36 ( $\beta$ -Au<sub>2</sub>S), 12 ( $\alpha$ -AuS), 24 ( $\beta$ -AuS), and 24 ( $\gamma$ -AuS) phonon branches in the phonon dispersion curve of these systems; three of which are acoustic modes known as flexural (ZA), transverse (TA), and longitudinal (LA), and the rest are optical modes. Fig. 2 shows the dispersion curves of gold sulfide monolayers along the high symmetry points obtained using corrected and raw harmonic IFCs. The insets in Fig. 2(a)–(e) are also a closer inspection of the region close to the  $\Gamma$  point along the  $\Gamma$ -X direction. It can be seen that, in each monolayer, using the raw harmonic IFCs directly obtained from DFT to calculate the dispersion curve results in a small U-shaped region of negative frequency for the ZA mode close to the  $\Gamma$  point which limits the accuracy and convergence of subsequent phonon thermal transport calculations. This feature can originate from imperfect structure relaxation, hybridization between the polarization of the TA/LA modes with the ZA mode, using periodic boundary conditions along different axes, and numerical inaccuracies caused by

insufficient cutoff values or insufficiently large supercell. In most cases these inaccuracies are hardly noticeable in the overall view of the dispersion curve. However, after imposing the rotational invariance constraints on the raw harmonic IFCs, the ZA mode becomes purely quadratic, while all other modes practically remain unchanged. The corrected harmonic IFCs are then used for the rest of the calculations.

The highest optical frequencies are found to be 9.35 THz, 11.40 THz, 10.5 THz, 11.6 THz, and 12.5 THz in  $\alpha$ -Au<sub>2</sub>S,  $\beta$ -Au<sub>2</sub>S,  $\alpha$ -AuS,  $\beta$ -AuS, and  $\gamma$ -AuS, respectively. These values are about five times lower than the corresponding value in graphene ( $\approx 50$  THz) as a result of phonon-softening caused by larger atomic masses and weaker bonds in gold sulfide monolayers. As can be seen in Fig. 2(a)–(e), generally, the large mass difference between Au and S atoms ( $\frac{m_{\text{Au}}}{m_{\text{S}}} = 6.1$ ) results in strong overlap between low frequency optical phonons and acoustic phonons which increases three-phonon scattering channels such as acoustic + acoustic  $\rightarrow$  optical and acoustic + optical  $\rightarrow$  optical, leading to an increase in the scattering rates and a decrease in the thermal conductivity. This situation is similar to the case of Tl<sub>2</sub>O monolayer which has an ultralow  $\kappa$ .<sup>27</sup>

On a superficial level, it can be seen that there is less proximity between phonon branches in  $\alpha$ -AuS, which can decrease the probability of three-phonon scattering, thus leading to a higher thermal conductivity compared to other gold sulfide monolayers. This effect will be discussed in detail later by considering the three-phonon scattering phase space. Based on eqn (1), the group velocity defined as  $\mathbf{v}_\lambda = \frac{d\omega_\lambda}{d\mathbf{q}}$  is one of the

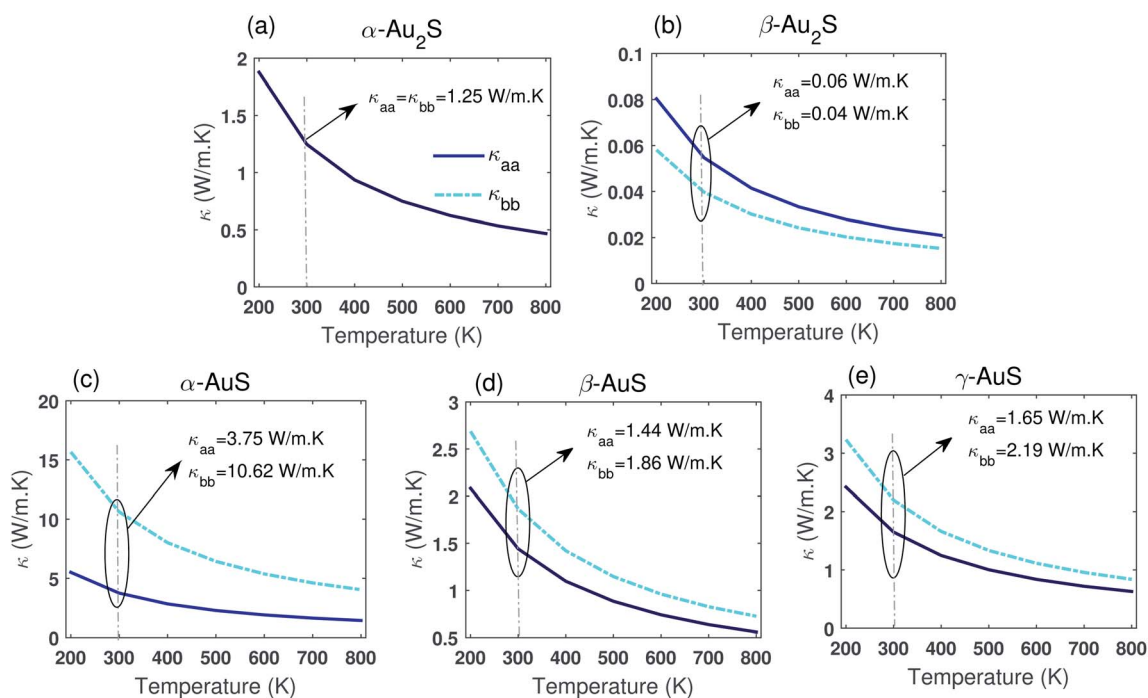


Fig. 3 Thermal conductivity of (a)  $\alpha$ -Au<sub>2</sub>S, (b)  $\beta$ -Au<sub>2</sub>S, (c)  $\alpha$ -AuS, (d)  $\beta$ -AuS, and (e)  $\gamma$ -AuS in a temperature range from 200 K to 800 K along the aa and bb directions.

**Table 2** Calculated room temperature thermal conductivity along the principal in-plane directions and the thickness of gold sulfide monolayers with those of other 2D materials for comparison

Material	$\kappa_{aa}$ (W m <sup>-1</sup> K <sup>-1</sup> )	$\kappa_{bb}$ (W m <sup>-1</sup> K <sup>-1</sup> )	Thickness (Å)	Ref.
$\alpha$ -Au <sub>2</sub> S	1.25	1.25	6.19	This work
$\beta$ -Au <sub>2</sub> S	0.06	0.04	8.66	This work
$\alpha$ -AuS	3.75	10.62	5.92	This work
$\beta$ -AuS	1.44	1.86	6.66	This work
$\gamma$ -AuS	1.65	2.19	5.08	This work
Graphene	5450	5450	3.35	31
C <sub>3</sub> N	348	348	3.20	32
Silicene	28.3	28.3	4.20	33
$\alpha$ -Phosphorene	36	110	5.25	28
$\alpha$ -Arsenene	5.6	26.1	5.5	34
PbSe	0.26	0.26	Not mentioned	30
Ag <sub>2</sub> S	0.82	3.81	3.48	35
Tl <sub>2</sub> O	0.8	0.65	6.58	27
PO	2.42	7.08	8.00	36
2D tellurium	2.16	4.08	6.16	37
MoO <sub>3</sub>	1.57	1.26	6.31	38
SnSe	2.95	2.59	5.88	39

important parameters that determines thermal conductivity. Fig. 2(b) suggests that phonon branches are highly flattened in  $\beta$ -Au<sub>2</sub>S, which can result in lower group velocity and thermal conductivity. This can be due to the strength and importance of the van der Waals interactions. Although the gold sulfide monolayers are not layered structures, it is known that van der Waals interactions can hugely affect their structural properties, bonding and consequently phonon properties, leading to flattened dispersion branches and low group velocities.<sup>10</sup> Also, a pronounced anisotropy in the slope of the TA and LA modes along the  $\Gamma$ -X and  $\Gamma$ -Y directions can be seen clearly in  $\alpha$ -AuS, and to some extent in  $\beta$ -AuS and  $\gamma$ -AuS. This can lead to anisotropic thermal conductivity values along the  $aa$ - and  $bb$ -directions similar to puckered phosphorene<sup>28</sup> and arsenene.<sup>29</sup>

Fig. 3 shows the computed lattice thermal conductivity of gold sulfide monolayers in a temperature range varying from 200 K to 800 K obtained using the full solution of the PBTE (see ESI† for comparison between the iterative and the RTA solutions of the BTE). The typical  $1/T$  temperature dependence is observed for all monolayers which highlights the dominance of Umklapp scattering in this temperature range. Table 2 also summarizes the room temperature thermal conductivity of gold sulfide monolayers as well as some other 2D materials obtained from the DFT/PBTE framework. As shown,  $\alpha$ -Au<sub>2</sub>S has an isotropic thermal conductivity ( $\kappa_{aa} = \kappa_{bb}$ ), while other gold sulfide monolayers exhibit different degrees of anisotropy in their thermal conductivity. The room temperature thermal conductivities of  $\alpha$ -Au<sub>2</sub>S,  $\beta$ -Au<sub>2</sub>S,  $\alpha$ -AuS,  $\beta$ -AuS, and  $\gamma$ -AuS along the  $aa$ -direction ( $bb$ -direction) are found to be 1.25 (1.25) W m<sup>-1</sup> K<sup>-1</sup>, 0.06 (0.04) W m<sup>-1</sup> K<sup>-1</sup>, 3.75 (10.62) W m<sup>-1</sup> K<sup>-1</sup>, 1.44 (1.86) W m<sup>-1</sup> K<sup>-1</sup>, and 1.65 (2.19) W m<sup>-1</sup> K<sup>-1</sup>, respectively. Our calculated  $\kappa$  of 1.25 W m<sup>-1</sup> K<sup>-1</sup> for  $\alpha$ -Au<sub>2</sub>S is in a fair agreement with a previously reported value of about 2.6 W m<sup>-1</sup> K<sup>-1</sup>.<sup>11</sup> However, a careful inspection of the dispersion curve in ref. 11 reveals possible breakdown of the rotational invariance and presence of small negative frequencies in the ZA mode close to

the  $\Gamma$  point. We also use a larger supercell and cutoff distance in our harmonic and anharmonic IFCs calculation compared to ref. 11, which enables better convergence of the calculated values.

Based on Table 2, it can be seen that gold sulfide monolayers are among the 2D materials with the lowest thermal conductivity, very appealing for thermoelectric applications. Remarkably, the room temperature thermal conductivity obtained for  $\beta$ -Au<sub>2</sub>S of about 0.06 W m<sup>-1</sup> K<sup>-1</sup>, is, to the best of our knowledge, far lower than any other value reported for 2D monolayers ( $\sim 5 \times$  lower than PbSe,<sup>30</sup> and  $\sim 2 \times$  higher than air). This ultralow thermal conductivity, along with its high electron mobility,<sup>10,13</sup> may point to very high thermoelectric efficiency for  $\beta$ -Au<sub>2</sub>S.

It can be seen that for all AuS monolayers the thermal conductivity along the zigzag direction is higher than that along the armchair direction. Based on our results, the highest anisotropy among gold sulfide monolayers is observed in  $\alpha$ -AuS, with  $\kappa_{bb}$  (zigzag) being 2.8 times higher than  $\kappa_{aa}$  (armchair). This high anisotropy can be attributed to noticeably higher slope and group velocity of the TA and LA branches along the zigzag direction compared to the armchair direction, as observed in Fig. 2(c).

To better understand the role of the different modes in the total thermal conductivity we also plot the contribution from ZA, TA, LA, and optical modes to the total  $\kappa$  along the  $aa$ - and  $bb$ -directions in Fig. 4. Very interestingly, as opposed to what is typically found, the optical modes are the dominant heat carriers in gold sulfide monolayers. High optical mode contribution to heat transport has also previously observed in monolayer Ag<sub>2</sub>S.<sup>35</sup> This feature can be attributed to the complex structure of gold sulfide monolayers and the overlap of low frequency optical phonons with the LA mode (see Fig. 2). Also, except for  $\alpha$ -Au<sub>2</sub>S, where the ZA mode has a contribution of 29%, the contribution of this mode in all other gold sulfide monolayers is less than 10%, much smaller than that in graphene ( $\approx 80\%$ ).<sup>31</sup> The reason stems from the fact that the planar

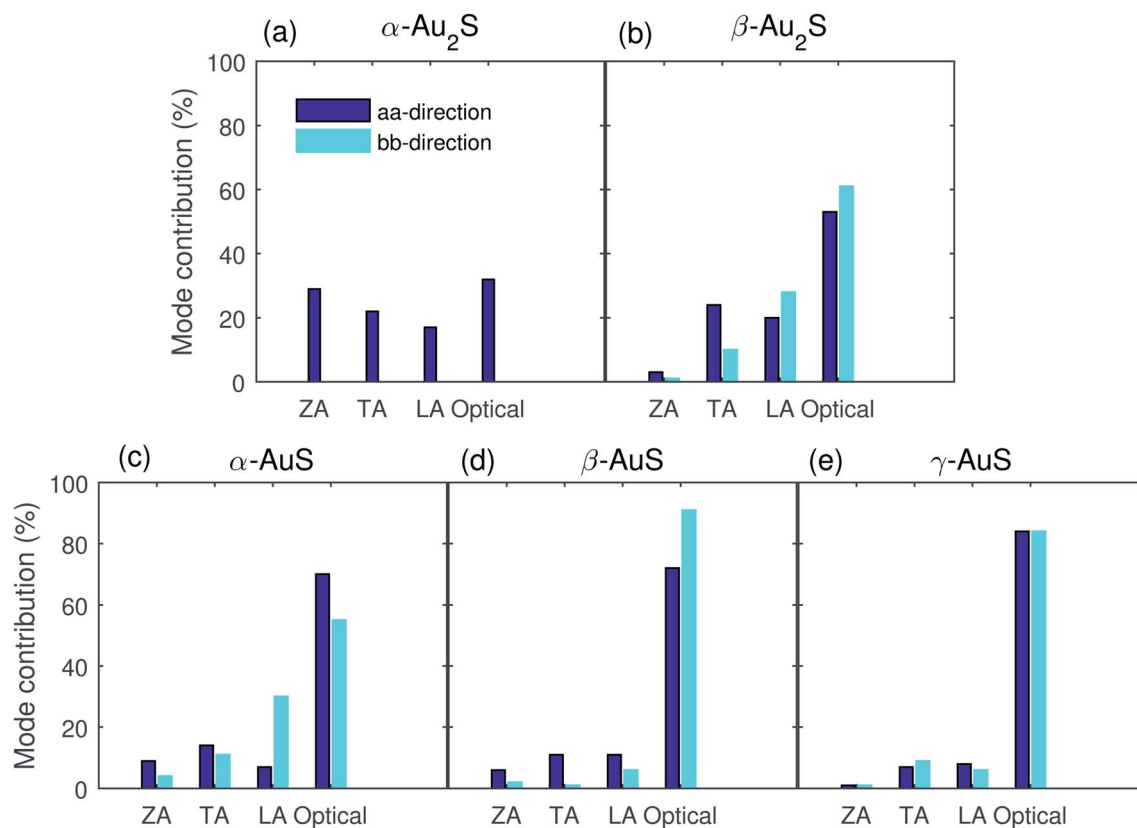


Fig. 4 Contribution from the ZA, TA, LA, and optical modes to the room temperature thermal conductivity of (a)  $\alpha$ -Au<sub>2</sub>S, (b)  $\beta$ -Au<sub>2</sub>S, (c)  $\alpha$ -AuS, (d)  $\beta$ -AuS, and (e)  $\gamma$ -AuS along the *aa* and *bb* directions.

structure of graphene gives it a mirror (reflection) symmetry which restricts many three-phonon scattering processes that involve ZA phonons.<sup>40</sup> This makes the lifetime of the ZA phonons significantly longer, giving rise to their enhanced contribution. However, the buckled/puckered structure of gold sulfide monolayers (see Fig. 1) breaks the mirror symmetry and gives rise to the enhanced scattering of ZA phonons, reducing their contribution to transport.

Next, we consider the mode-dependent phonon group velocity of gold sulfide monolayers shown in Fig. 5. First, we note that the group velocity of the ZA mode at  $\Gamma$  vanishes for all monolayers, a telltale sign of the pure quadraticity of the ZA dispersion at the long-wavelength limit. As can be interpreted also from the phonon dispersion curves,  $\beta$ -Au<sub>2</sub>S and  $\alpha$ -AuS generally have the lowest and highest group velocity among gold sulfide monolayers, respectively. The highest group

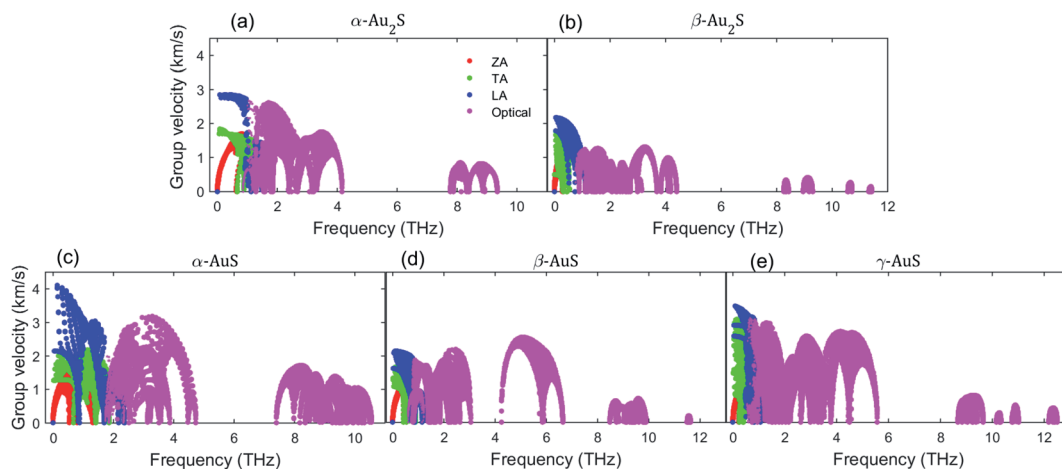


Fig. 5 Phonon group velocity as a function of frequency in (a)  $\alpha$ -Au<sub>2</sub>S, (b)  $\beta$ -Au<sub>2</sub>S, (c)  $\alpha$ -AuS, (d)  $\beta$ -AuS, and (e)  $\gamma$ -AuS.

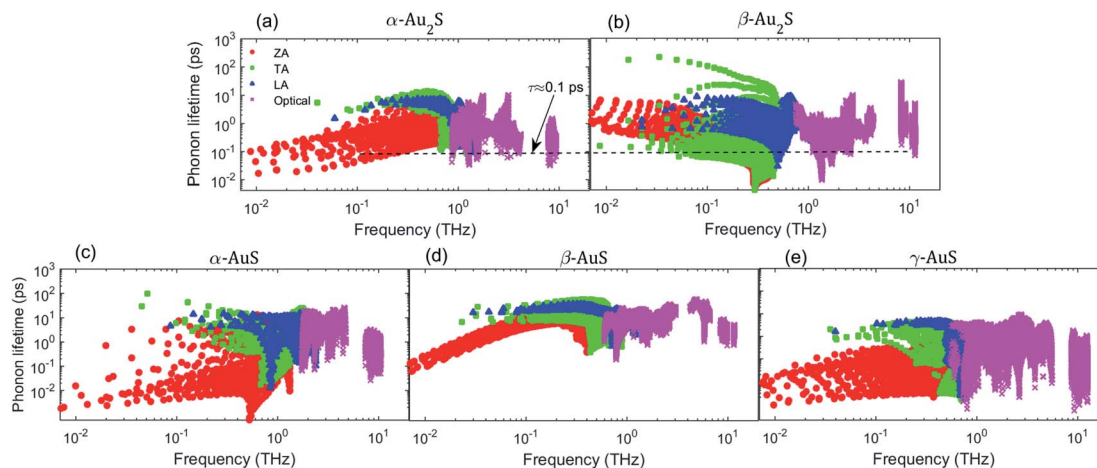


Fig. 6 Phonon lifetime at 300 K as a function of frequency for (a)  $\alpha$ -Au<sub>2</sub>S, (b)  $\beta$ -Au<sub>2</sub>S, (c)  $\alpha$ -AuS, (d)  $\beta$ -AuS, and (e)  $\gamma$ -AuS. The dashed line in subplots (a) and (b) shows the level with the lifetime of 0.1 ps.

velocities of the LA (TA) modes at the  $\Gamma$ -point are found to be 2.75 (1.84) km s<sup>-1</sup>, 2.16 (1.78) km s<sup>-1</sup>, 4.11 (2.12) km s<sup>-1</sup>, 2.12 (1.61) km s<sup>-1</sup>, 3.49 (2.92) km s<sup>-1</sup> in  $\alpha$ -Au<sub>2</sub>S,  $\beta$ -Au<sub>2</sub>S,  $\alpha$ -AuS,  $\beta$ -AuS, and  $\gamma$ -AuS, respectively. Also, different levels of anisotropic group velocity for TA and LA modes at the  $\Gamma$ -point can be seen in Fig. 5. The highest anisotropy is seen in  $\alpha$ -AuS, with the  $\Gamma$ -point group velocity of the LA mode along the  $\Gamma$ -X direction being 4.11 km s<sup>-1</sup>, about two times higher than that along the  $\Gamma$ -Y direction (2.14 km s<sup>-1</sup>). This can justify the high anisotropy of the thermal conductivity of  $\alpha$ -AuS observed in Fig. 3(c). Another noticeable feature in Fig. 5 is the relatively large group velocity of the optical modes, particularly in the lower frequency region (less than 6 THz), which explains their high contribution to the total thermal conductivity discussed earlier. In summary, the evidence from phonon group velocity points to  $\beta$ -Au<sub>2</sub>S having the lowest and  $\alpha$ -AuS having the highest thermal conductivity in gold sulfide monolayers which agrees well with the order of calculated thermal conductivity values observed in Fig. 3 and Table 2. Given our finding that  $\kappa$  of  $\beta$ -Au<sub>2</sub>S is much lower than many other studied 2D materials (see Table 2), it can also be interesting to compare its phonon group velocity to that of a few 2D monolayers that also have ultralow thermal conductivities. Based on ref. 38, MoO<sub>3</sub> has  $\kappa_{aa} = 1.57$  W m<sup>-1</sup> K<sup>-1</sup> and  $\kappa_{bb} = 1.26$  W m<sup>-1</sup> K<sup>-1</sup>. The group velocity of the TA and LA modes at the  $\Gamma$ -point along the  $aa$ -direction in MoO<sub>3</sub> are reported to be 3.19 km s<sup>-1</sup> and 3.80 km s<sup>-1</sup>,<sup>38</sup> respectively. These values are both lower than the corresponding values in  $\beta$ -Au<sub>2</sub>S. Monolayer Ti<sub>2</sub>O is another 2D material with ultralow thermal conductivity, having  $\kappa_{aa} = 0.80$  W m<sup>-1</sup> K<sup>-1</sup> and  $\kappa_{bb} = 0.65$  W m<sup>-1</sup> K<sup>-1</sup>.<sup>27</sup> The group velocity of the LA and TA modes at the  $\Gamma$ -point in Ti<sub>2</sub>O are about 2.48 km s<sup>-1</sup> and 1.80 km s<sup>-1</sup>,<sup>27</sup> both higher than the corresponding values in  $\beta$ -Au<sub>2</sub>S. So, this group velocity comparison can partially suggest lower thermal conductivity for  $\beta$ -Au<sub>2</sub>S than MoO<sub>3</sub> or Ti<sub>2</sub>O.

We analyze next the mode-dependent phonon relaxation times of different gold sulfide monolayers as plotted in Fig. 6. First, we note that in gold sulfide monolayers, the TA and LA modes have overall longer phonon lifetimes than the ZA mode.

This situation is different from graphene, as the reflection symmetry in the structure of graphene makes the lifetime of the ZA mode considerably longer than the TA and LA mode. For an easier comparison between the phonon lifetimes in  $\alpha$ -Au<sub>2</sub>S and  $\beta$ -Au<sub>2</sub>S, we include a dashed line in Fig. 6(a) and (b) as guide to the eye at  $\tau = 0.1$  ps. As can be seen, almost all the acoustic phonons in  $\alpha$ -Au<sub>2</sub>S in the frequency range of 0.1 THz <  $\omega$  < 1.0 THz have a lifetime longer than 0.1 ps. However, the lifetime of many acoustic modes of  $\beta$ -Au<sub>2</sub>S including the ZA, TA, and LA phonons in the same frequency region is shorter than 0.1 ps, by as much as an order of magnitude. Also note that while some ZA phonons in  $\beta$ -Au<sub>2</sub>S at very low-frequencies (less than 0.1 THz) have longer lifetimes than those in  $\alpha$ -Au<sub>2</sub>S, their low group velocity implies that those modes do not contribute much to the thermal conductivity. So, the shorter phonon lifetimes in  $\beta$ -Au<sub>2</sub>S combined with lower group velocity (Fig. 5) can explain the lower thermal conductivity of  $\beta$ -Au<sub>2</sub>S compared to  $\alpha$ -Au<sub>2</sub>S. Comparing the AuS phases plotted in Fig. 6(c) to (e), we find that generally the phonon lifetimes in  $\gamma$ -AuS are slightly shorter than those in  $\alpha$ -AuS and  $\beta$ -AuS. For example, the longest lifetime of the LA mode in  $\gamma$ -AuS is about 5 ps while it is about 16 ps and 10 ps in  $\alpha$ -AuS and  $\beta$ -AuS, respectively. The same observation can

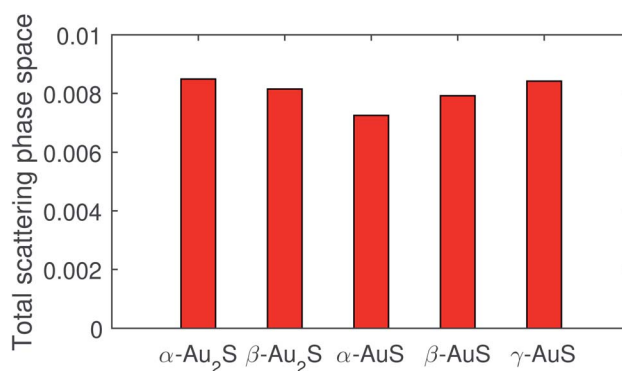


Fig. 7 Total phase space available for three-phonon scattering processes in gold sulfide monolayers.

be made for the optical modes. The relatively long lifetime of  $\alpha$ -AuS together with its larger group velocity results in  $\alpha$ -AuS having the highest thermal conductivity between all gold sulfide monolayers. However, the situation is slightly different when comparing  $\beta$ -AuS and  $\gamma$ -AuS. The comparatively higher group velocity of  $\gamma$ -AuS more than compensates for its shorter lifetime leading to slightly higher thermal conductivity relative to  $\beta$ -AuS.

Similar to the discussion on group velocity, we compare the phonon lifetimes of  $\beta$ -Au<sub>2</sub>S with some other monolayers exhibiting ultralow thermal conductivity as listed in Table 2. First we consider the phonon scattering rates of monolayer Ag<sub>2</sub>S presented in ref. 35. In the frequency region that contributes to  $\kappa$ , most of the acoustic and optical phonons have scattering

rates lower than  $10 \text{ ps}^{-1}$ , which corresponds to a lifetime longer than 0.1 ps. However, as shown in Fig. 6(b), there are many acoustic and optical modes in  $\beta$ -Au<sub>2</sub>S with phonon lifetimes shorter than 0.1 ps. Comparing further with Tl<sub>2</sub>O, one can also find that the phonon lifetime of almost all the acoustic modes is longer than 0.1 ps. Combining these observations with our earlier discussion about phonon group velocities, we may therefore conclude that  $\beta$ -Au<sub>2</sub>S can offer even a lower thermal conductivity than other monolayers with an ultralow thermal conductivity.

Generally, it is known that two factors are important in determining the phonon lifetime in a system; (i) the phase space available for three-phonon scattering processes allowed

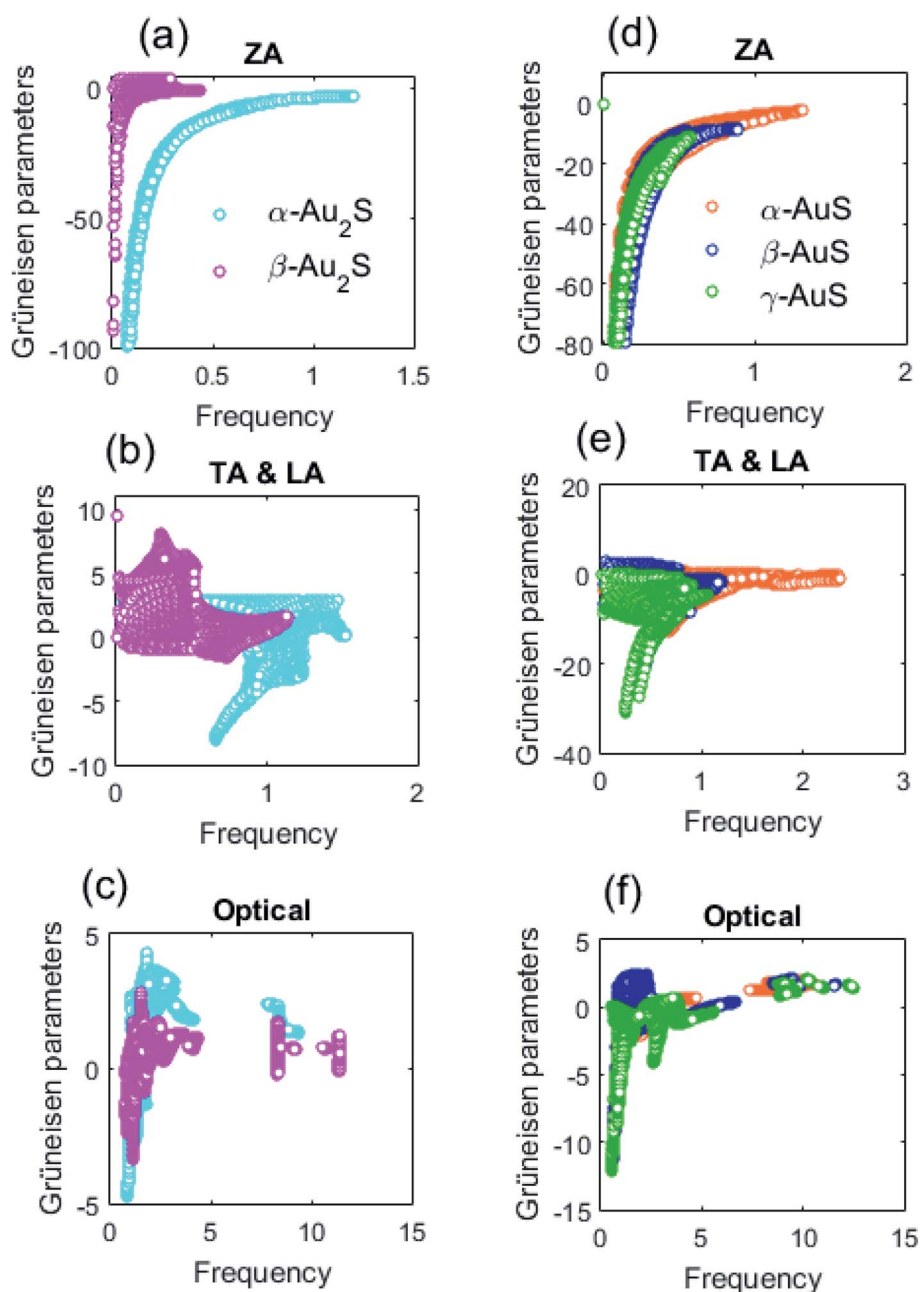


Fig. 8 The Grüneisen parameters of different phonon modes in Au<sub>2</sub>S (left panel) and AuS (right panel) monolayers as a function of frequency.



by the energy and momentum conservation rules, and (ii) the strength of these scattering channels, which is usually determined by the Grüneisen parameters ( $\gamma$ ) as a measure of the anharmonic interaction matrix elements. Typically, a bigger phonon scattering phase space means larger probability of three-phonon scattering events, which results in lower lifetime and thermal conductivity. Fig. 7 compares the total scattering phase space in gold sulfide monolayers. It can be seen that  $\alpha$ -Au<sub>2</sub>S has a total phase space of about 0.0085, slightly larger than that of 0.0082 in  $\beta$ -Au<sub>2</sub>S. So, the scattering phase space on its own fails to explain the longer lifetimes observed for phonons in  $\alpha$ -Au<sub>2</sub>S as compared to  $\beta$ -Au<sub>2</sub>S. The total scattering phase space in  $\alpha$ -AuS,  $\beta$ -AuS, and  $\gamma$ -AuS are found to be 0.0072, 0.0079, and 0.0084 suggesting an order of  $\alpha$ -AuS >  $\beta$ -AuS >  $\gamma$ -AuS for the lifetime of phonons in these monolayers, which agrees well with the trend seen in Fig. 6. The smaller phase space in  $\alpha$ -AuS compared to other monolayers can be attributed to the greater energetic separation of its phonon branches (Fig. 2(c)), and also a larger gap between high- and low-lying optical phonons.

Turning back to the important parameters that determine the phonon lifetime of a structure, we compare the anharmonicity of different gold sulfide monolayers. Fig. 8 shows the Grüneisen parameters of different modes in Au<sub>2</sub>S and AuS monolayers. First, as can be seen in Fig. 8(a) and (d) we note that the ZA branch of all gold sulfide monolayers at the long-wavelength limit show large negative  $\gamma$  values which is a typical feature shared between many 2D systems.<sup>41,42</sup> This

means that the frequency of the ZA phonons increases upon expansion of the crystal. Fig. 8(b) compares the Grüneisen parameters of the TA and LA modes in  $\alpha$ -Au<sub>2</sub>S and  $\beta$ -Au<sub>2</sub>S. Based on our findings,  $\beta$ -Au<sub>2</sub>S has overall a higher  $\gamma$  compared to  $\alpha$ -Au<sub>2</sub>S, particularly in the low frequency region of  $\omega < 0.5$  THz where  $\gamma$  of TA and LA modes in  $\beta$ -Au<sub>2</sub>S displays values up to 2.6 times higher than that  $\beta$ -Au<sub>2</sub>S. This shows that the TA and LA modes of  $\beta$ -Au<sub>2</sub>S in the low frequency region are subject to strong anharmonicity. Remarkably, this is the frequency region in which lifetimes of TA and LA phonons of  $\beta$ -Au<sub>2</sub>S are shorter than those in  $\beta$ -Au<sub>2</sub>S (see Fig. 6(b)). So, the higher anharmonicity of the TA and LA phonons in  $\beta$ -Au<sub>2</sub>S can validate its shorter lifetime and thermal conductivity of compared to  $\alpha$ -Au<sub>2</sub>S. Based on Fig. 8(e), we did not find a noticeable difference between the Grüneisen parameters of TA and LA modes in  $\alpha$ -AuS,  $\beta$ -AuS, and  $\gamma$ -AuS, interpreting the same level of anharmonicity for these phonon modes in AuS monolayers. Also, Fig. 8(c) and (f) reveal no significant differences between Grüneisen parameters of optical phonons in Au<sub>2</sub>S and AuS monolayers.

To explore the effects of nanostructuring on  $\kappa$  in gold sulfide monolayers we next consider the normalized thermal conductivity accumulation function *versus* phonon mean free path (MFP), Fig. 9. One interesting metric is the MFP which corresponds to 50% of the total thermal conductivity,  $\Lambda^*$ . We find that the value of  $\Lambda^*$  in all monolayers is almost isotropic, which can be found in Fig. 9. Based on our results, phonons with

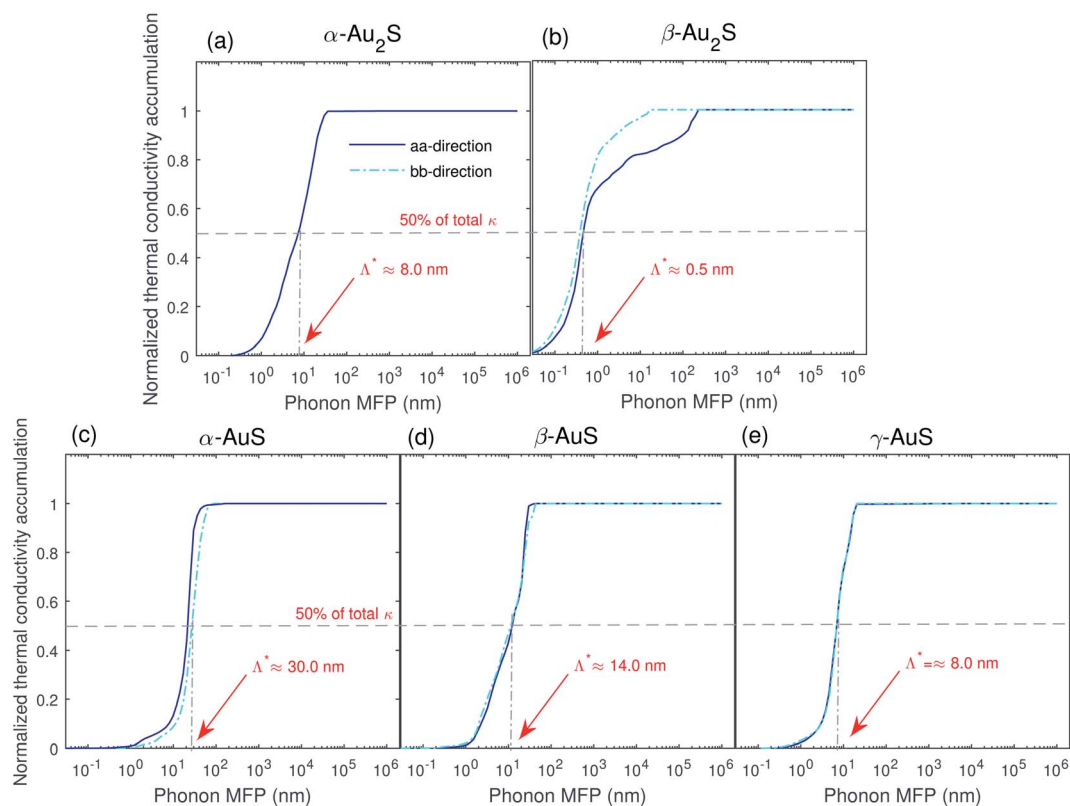


Fig. 9 Normalized thermal conductivity accumulation along the *aa*- and *bb*-directions in (a)  $\alpha$ -Au<sub>2</sub>S, (b)  $\beta$ -Au<sub>2</sub>S, (c)  $\alpha$ -AuS, (d)  $\beta$ -AuS, and (e)  $\gamma$ -AuS as a function of phonon MFP at  $T = 300$  K.

extremely low MFP of about 0.1 nm contribute to the lattice thermal conductivity of  $\beta$ -Au<sub>2</sub>S, while in other gold sulfide monolayers the lowest phonon MFP that contribute to  $\kappa$  is about 1.0 nm. Contribution from phonons with such low phonon MFP is previously seen in Ag<sub>2</sub>S, which also has an ultralow  $\kappa$ ,<sup>35</sup> and is characteristic of low thermal conductivity amorphous structures.<sup>43</sup> However, as such low phonon MFPs are comparable or even smaller than the unit cell size of these systems, the definition of phonons with such low MFPs can be questionable.

We also find that, except for  $\beta$ -Au<sub>2</sub>S, the thermal conductivity of all gold sulfide monolayers saturates to its ultimate value at phonon MFP lower than about 75 nm. However, in  $\beta$ -Au<sub>2</sub>S, there are still contributions to  $\kappa$  from phonons with phonon MFP of about 200 nm, showing that size reduction can be a practical strategy to tune the lattice thermal conductivity of  $\beta$ -Au<sub>2</sub>S to even lower values.

## 4 Summary and conclusion

In conclusion, our detailed study of phonon thermal transport based on first-principles calculations and the PBTE reveals that gold sulfide monolayers generally have ultralow thermal conductivities that together with their rich electronic transport properties, can make them promising candidates for thermoelectric applications. The ultralow thermal conductivity of gold sulfide monolayers is generally a repercussion of huge mass difference between Au and S atoms, weak bonds, lack of an optical-acoustic gap, low group velocities, and high scattering rates. Different degrees of anisotropy is also observed in their thermal conductivities, with  $\alpha$ -Au<sub>2</sub>S showing no anisotropy, whereas for  $\alpha$ -AuS we find the highest anisotropy of about 2.8. Particularly, the results show that monolayer  $\beta$ -Au<sub>2</sub>S can be a contender for the 2D material with lowest thermal conductivity, having  $\kappa_{aa} = 0.06 \text{ W m}^{-1} \text{ K}^{-1}$  and  $\kappa_{bb} = 0.04 \text{ W m}^{-1} \text{ K}^{-1}$ . This ultralow conductivity compared to other gold sulfide monolayers is attributed to its flattened phonon branches resulting in much lower group velocities, and also higher structure anharmonicity resulting in shorter phonon lifetimes. Our results are a promising stimulus for the synthesis and use of gold sulfide monolayers for thermoelectric applications with high figure of merit, and also motivate further experimental measurements of the thermal properties of this family of monolayers.

## Data availability

The data that support the findings of this study are available from the corresponding author upon reasonable request.

## Conflicts of interest

There are no conflicts to declare.

## Acknowledgements

This work was supported by the Natural Sciences and Engineering Research Council of Canada (NSERC). Computations

were performed on the Niagara supercomputer at the SciNet HPC Consortium. SciNet is funded by the Canada Foundation for Innovation under the auspices of Compute Canada; the Government of Ontario; Ontario Research Fund-Research Excellence; and the University of Toronto.

## References

- 1 K. S. Novoselov, A. K. Geim, S. V. Morozov, D. Jiang, Y. Zhang, S. V. Dubonos, I. V. Grigorieva and A. A. Firsov, Electric field effect in atomically thin carbon films, *Science*, 2004, **306**(5696), 666–669.
- 2 K. I. Bolotin, K. J. Sikes, Z. Jiang, M. Klima, G. Fudenberg, J. Hone, P. Kim and H. L. Stormer, Ultrahigh electron mobility in suspended graphene, *Solid State Commun.*, 2008, **146**(9–10), 351–355.
- 3 K. S. Novoselov, A. K. Geim, S. V. Morozov, D. Jiang, M. I. Katsnelson, I. V. Grigorieva, S. V. Dubonos and A. A. Firsov, Two-dimensional gas of massless Dirac fermions in graphene, *Nature*, 2005, **438**(7065), 197–200.
- 4 A. A. Balandin, S. Ghosh, W. Bao, I. Calizo, D. Teweldebrhan, F. Miao and C. N. Lau, Superior thermal conductivity of single-layer graphene, *Nano Lett.*, 2008, **8**(3), 902–907.
- 5 C. Lee, X. Wei, J. W. Kysar and J. Hone, Measurement of the elastic properties and intrinsic strength of monolayer graphene, *Science*, 2008, **321**(5887), 385–388.
- 6 Q. H. Wang, K. Kalantar-Zadeh, A. Kis, J. N. Coleman and M. S. Strano, Electronics and optoelectronics of two-dimensional transition metal dichalcogenides, *Nat. Nanotechnol.*, 2012, **7**(11), 699–712.
- 7 H. Liu, A. T. Neal, Z. Zhu, Z. Luo, X. Xu, D. Tománek and P. D. Ye, Phosphorene: an unexplored 2D semiconductor with a high hole mobility, *ACS Nano*, 2014, **8**(4), 4033–4041.
- 8 L. Li, Y. Yu, G. J. Ye, Q. Ge, X. Ou, H. Wu, D. Feng, X. H. Chen and Y. Zhang, Black phosphorus field-effect transistors, *Nat. Nanotechnol.*, 2014, **9**(5), 372.
- 9 A. Favron, E. Gaufres, F. Fossard, A.-L. Phaneuf-L'Heureux, N. Y. W. Tang, P. L. Lévesque, A. Loiseau, R. Leonelli, S. Francoeur and R. Martel, Photooxidation and quantum confinement effects in exfoliated black phosphorus, *Nat. Mater.*, 2015, **14**(8), 826–832.
- 10 Q. Wu, W. W. Xu, D. Lin, J. Wang and X. C. Zeng, Two-dimensional gold sulfide monolayers with direct band gap and ultrahigh electron mobility, *J. Phys. Chem. Lett.*, 2019, **10**(13), 3773–3778.
- 11 X. Chen, D. Wang, X. Liu, L. Li and B. Sanyal, Two-dimensional square-A<sub>2</sub>B (A = Cu, Ag, Au, and B = S, Se): auxetic semiconductors with high carrier mobilities and unusually low lattice thermal conductivities, *J. Phys. Chem. Lett.*, 2020, **11**(8), 2925–2933.
- 12 Z. Cai, B. Liu, X. Zou and H.-M. Cheng, Chemical vapor deposition growth and applications of two-dimensional materials and their heterostructures, *Chem. Rev.*, 2018, **118**(13), 6091–6133.
- 13 L. Lv, Y. Shen, X. Gao, J. Liu, S. Wu, Y. Ma, X. Wang, D. Gong and Z. Zhou, Strain engineering on the electrical properties

- and photocatalytic activity in gold sulfide monolayer, *Appl. Surf. Sci.*, 2021, **546**, 149066.
- 14 L. Lindsay, C. Hua, X. L. Ruan and S. Lee, Survey of ab initio phonon thermal transport, *Mater. Today Phys.*, 2018, **7**, 106–120.
- 15 A. Taheri, C. Da Silva and C. H. Amon, Effects of biaxial tensile strain on the first-principles-driven thermal conductivity of buckled arsenene and phosphorene, *Phys. Chem. Chem. Phys.*, 2018, **20**(43), 27611–27620.
- 16 A. Taheri, C. Da Silva and C. H. Amon, Phonon thermal transport in  $\beta$ -NX (X = P, As, Sb) monolayers: a first-principles study of the interplay between harmonic and anharmonic phonon properties, *Phys. Rev. B*, 2019, **99**(23), 235425.
- 17 L. D. Landau and E. M. Lifshitz, *Theory of Elasticity*, Pergamon, Oxford, 1995.
- 18 Y. Kuang, L. Lindsay, Q. Wang and L. He, Lattice chain theories for dynamics of acoustic flexural phonons in nonpolar nanomaterials, *Phys. Rev. B*, 2020, **102**(14), 144301.
- 19 J. Carrete, W. Li, L. Lindsay, D. A. Broido, L. J. Gallego and N. Mingo, Physically founded phonon dispersions of few-layer materials and the case of borophene, *Mater. Res. Lett.*, 2016, **4**(4), 204–211.
- 20 A. Taheri, S. Pisana and C. V. Singh, Importance of quadratic dispersion in acoustic flexural phonons for thermal transport of two-dimensional materials, *Phys. Rev. B*, 2021, **103**(23), 235426.
- 21 P. Giannozzi, S. Baroni, N. Bonini, M. Calandra, R. Car, C. Cavazzoni, D. Ceresoli, G. L. Chiarotti, M. Cococcioni, I. Dabo, *et al.*, Quantum espresso: a modular and open-source software project for quantum simulations of materials, *J. Phys.: Condens. Matter*, 2009, **21**(39), 395502.
- 22 A. Taheri, C. Da Silva and C. H. Amon, First-principles phonon thermal transport in graphene: effects of exchange-correlation and type of pseudopotential, *J. Appl. Phys.*, 2018, **123**(21), 215105.
- 23 A. Taheri and C. V. Singh, Anisotropic phonon thermal transport in nitrophosphorene monolayer, *Phys. Rev. Mater.*, 2021, **5**(3), 034009.
- 24 F. Eriksson, E. Fransson and P. Erhart, The hiphive package for the extraction of high-order force constants by machine learning, *Adv. Theory Simul.*, 2019, **2**(5), 1800184.
- 25 W. Li, J. Carrete, N. A. Katcho and N. Mingo, Shengbte: a solver of the Boltzmann transport equation for phonons, *Comput. Phys. Commun.*, 2014, **185**(6), 1747–1758.
- 26 See ESI† for convergence of thermal conductivity with respect to phonon  $\mathbf{q}$ -point grid sampling, and comparison between iterative and RTA solutions of the BTE.
- 27 H. H. Huang, G. Xing, X. Fan, D. J. Singh and W. T. Zheng, Layered  $\text{Tl}_2\text{O}$ : a model thermoelectric material, *J. Mater. Chem. C*, 2019, **7**(17), 5094–5103.
- 28 A. Jain and A. J. H. McGaughey, Strongly anisotropic in-plane thermal transport in single-layer black phosphorene, *Sci. Rep.*, 2015, **5**(1), 1–5.
- 29 M. Zeraati, S. M. V. Allaei, I. A. Sarsari, M. Pourfath and D. Donadio, Highly anisotropic thermal conductivity of arsenene: an ab initio study, *Phys. Rev. B*, 2016, **93**(8), 085424.
- 30 P.-F. Liu, T. Bo, J. Xu, W. Yin, J. Zhang, F. Wang, O. Eriksson and B.-T. Wang, First-principles calculations of the ultralow thermal conductivity in two-dimensional group-IV selenides, *Phys. Rev. B*, 2018, **98**(23), 235426.
- 31 Y. Kuang, L. Lindsay, S. Shi, X. Wang and B. Huang, Thermal conductivity of graphene mediated by strain and size, *Int. J. Heat Mass Transfer*, 2016, **101**, 772–778.
- 32 A. Taheri, C. Da Silva and C. H. Amon, Highly tunable thermal conductivity of  $\text{C}_3\text{N}$  under tensile strain: a first-principles study, *J. Appl. Phys.*, 2020, **127**(18), 184304.
- 33 B. Peng, D. Zhang, H. Zhang, H. Shao, G. Ni, Y. Zhu and H. Zhu, The conflicting role of buckled structure in phonon transport of 2D group-IV and group-V materials, *Nanoscale*, 2017, **9**(22), 7397–7407.
- 34 G. Zheng, Y. Jia, S. Gao and S.-H. Ke, Comparative study of thermal properties of group-VA monolayers with buckled and puckered honeycomb structures, *Phys. Rev. B*, 2016, **94**(15), 155448.
- 35 S. Sharma, A. Shafique and U. Schwingenschlögl, Monolayer  $\text{Ag}_2\text{S}$ : ultralow lattice thermal conductivity and excellent thermoelectric performance, *ACS Appl. Energy Mater.*, 2020, **3**(10), 10147–10153.
- 36 S. Lee, S.-H. Kang and Y.-K. Kwon, Low lattice thermal conductivity of a two-dimensional phosphorene oxide, *Sci. Rep.*, 2019, **9**(1), 1–9.
- 37 Z. Gao, F. Tao and J. Ren, Unusually low thermal conductivity of atomically thin 2D tellurium, *Nanoscale*, 2018, **10**(27), 12997–13003.
- 38 Z. Tong, T. Dumitrică and T. Frauenheim, Ultralow thermal conductivity in two-dimensional  $\text{MoO}_3$ , *Nano Lett.*, 2021, **21**, 4351–4356.
- 39 G. Qin, Z. Qin, W.-Z. Fang, L.-C. Zhang, S.-Y. Yue, Q.-B. Yan, M. Hu and G. Su, Diverse anisotropy of phonon transport in two-dimensional group IV–VI compounds: a comparative study, *Nanoscale*, 2016, **8**(21), 11306–11319.
- 40 L. Lindsay, D. A. Broido and N. Mingo, Flexural phonons and thermal transport in graphene, *Phys. Rev. B: Condens. Matter Mater. Phys.*, 2010, **82**(11), 115427.
- 41 C. H. Lee and C. K. Gan, Anharmonic interatomic force constants and thermal conductivity from Grüneisen parameters: an application to graphene, *Phys. Rev. B*, 2017, **96**(3), 035105.
- 42 X.-J. Ge, K.-L. Yao and J.-T. Lü, Comparative study of phonon spectrum and thermal expansion of graphene, silicene, germanene, and blue phosphorene, *Phys. Rev. B*, 2016, **94**(16), 165433.
- 43 W.-X. Zhou, Y. Cheng, K.-Q. Chen, G. Xie, T. Wang and G. Zhang, Thermal conductivity of amorphous materials, *Adv. Funct. Mater.*, 2020, **30**(8), 1903829.