







## REVIEW ARTICLE

# Paediatric asthma and non-allergic comorbidities: A review of current risk and proposed mechanisms

Bronwyn K. Brew<sup>1,2</sup>  | Emma Caffrey Osvald<sup>1,3</sup>  | Tong Gong<sup>1</sup>  |  
Anna M. Hedman<sup>1</sup>  | Kirsten Holmberg<sup>4</sup> | Henrik Larsson<sup>1,5</sup> | Jonas F. Ludvigsson<sup>1,6</sup> |  
Mwenya Mubanga<sup>1</sup> | Awad I. Smew<sup>1</sup>  | Catarina Almqvist<sup>1,3</sup> 

<sup>1</sup>Department of Medical Epidemiology and Biostatistics, Karolinska Institutet, Solna, Sweden

<sup>2</sup>National Perinatal Epidemiology and Statistics Unit, Centre for Big Data Research in Health and School of Clinical Medicine, University of New South Wales, Kensington, New South Wales, Australia

<sup>3</sup>Pediatric Allergy and Pulmonology Unit, Astrid Lindgren Children's Hospital, Karolinska University Hospital, Stockholm, Sweden

<sup>4</sup>Child Health and Parenting (CHAP), Department of Public Health and Caring Sciences, Uppsala University, Uppsala, Sweden

<sup>5</sup>School of Medical Sciences, Örebro University, Örebro, Sweden

<sup>6</sup>Department of Pediatrics, Örebro University Hospital, Örebro, Sweden

## Correspondence

Bronwyn K. Brew, Medical Epidemiology and Biostatistics Unit, Karolinska Institutet, Nobels väg 12a, Solna, 17177, Sweden.

Email: [bronwyn.haasdyk.brew@ki.se](mailto:bronwyn.haasdyk.brew@ki.se)

## Funding information

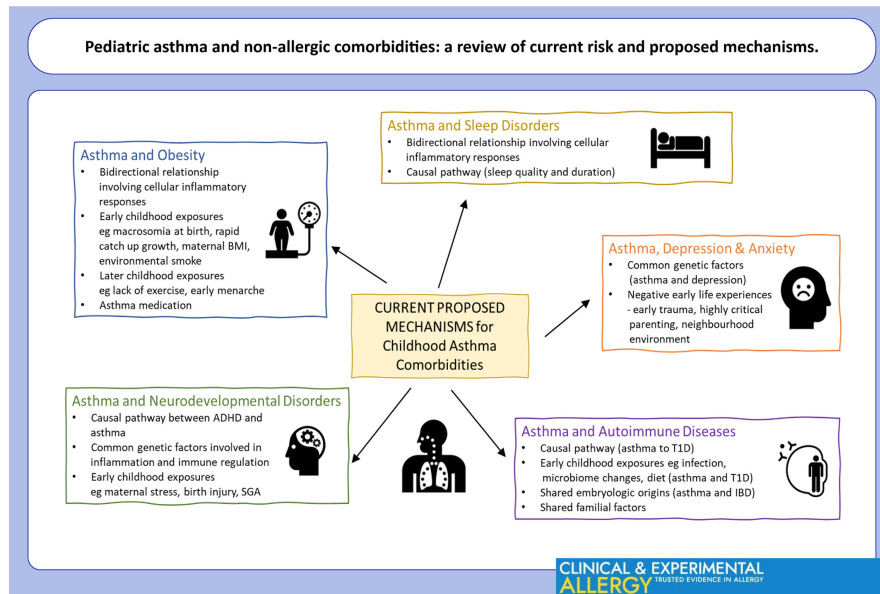
Hjärt-Lungfonden; Vetenskapsrådet; Swedish Heart-Lung Foundation; Swedish Research Council

## Abstract

It is increasingly recognized that children with asthma are at a higher risk of other non-allergic concurrent diseases than the non-asthma population. A plethora of recent research has reported on these comorbidities and progress has been made in understanding the mechanisms for comorbidity. The goal of this review was to assess the most recent evidence (2016–2021) on the extent of common comorbidities (obesity, depression and anxiety, neurodevelopmental disorders, sleep disorders and autoimmune diseases) and the latest mechanistic research, highlighting knowledge gaps requiring further investigation. We found that the majority of recent studies from around the world demonstrate that children with asthma are at an increased risk of having at least one of the studied comorbidities. A range of potential mechanisms were identified including common early life risk factors, common genetic factors, causal relationships, asthma medication and embryologic origins. Studies varied in their selection of population, asthma definition and outcome definitions. Next, steps in future studies should include using objective measures of asthma, such as lung function and immunological data, as well as investigating asthma phenotypes and endotypes. Larger complex genetic analyses are needed, including genome-wide association studies, gene expression–functional as well as pathway analyses or Mendelian randomization techniques; and identification of gene–environment interactions, such as epi-genetic studies or twin analyses, including omics and early life exposure data. Importantly, research should have relevance to clinical and public health translation including clinical practice, asthma management guidelines and intervention studies aimed at reducing comorbidities.

## KEYWORDS

anxiety, asthma, children, comorbidity, depression, obesity, sleep



## GRAPHICAL ABSTRACT

We conducted a review of recent research regarding the comorbidity of asthma and non-allergic diseases in children. There is increasing evidence for a number of co-morbidities with a range of possible mechanisms including common genetic factors, early life risk factors and causal associations.

## 1 | INTRODUCTION

Asthma comorbidities place an extra burden on healthcare systems,<sup>1</sup> and the excess costs due to comorbidities are up to five times higher than asthma alone.<sup>2</sup> Not only do asthma comorbidities increase financial and healthcare burden but they can also exacerbate asthma symptoms and lead to worse health outcomes.<sup>3</sup> Understanding comorbidities in children is therefore important, especially with the current obesity epidemic potentially adding a further set of potential comorbidities such as Type 2 diabetes and sleep disordered breathing.<sup>4</sup>

Over a decade ago, a special paediatric asthma series in the *European Respiratory Journal* included a review entitled "Comorbidities of asthma during childhood: possibly important, yet poorly studied."<sup>4</sup> The authors concluded that knowledge of asthma comorbidities in childhood was lacking and that studies were urgently needed to address the prevalence and effects of comorbidities on asthma control and treatment.<sup>4</sup> Since this seminal paper, a large and diverse number of studies have been published, improving knowledge about prevalence, risk and the impact of comorbidities. Of note, in 2016, the US National Health Interview Survey found that the prevalence of almost every 1 of the 41 diseases measured in that survey was higher in children with asthma compared to children without asthma including non-allergic diseases such as mental health conditions (e.g. depression and prevalence difference [PD] 3.4%, 95% CI 1.8, 5.1), neurological conditions (e.g. attention deficit hyperactivity disorder, PD 4.5%, 95% CI 2.2, 6.7) and sleep issues (e.g. insomnia, PD 6.6%, 95% CI 4.4, 8.9).<sup>5</sup>

The goal of this review is to provide a critique of current evidence about non-allergic comorbidities in paediatric asthma. In particular,

### Key Messages

- Children with asthma are more likely to experience other non-allergic diseases compared to children without asthma
- Proposed mechanisms for comorbidity include: causal associations, early life risk factors and common genetic factors
- More research is needed using rich, well-defined datasets to elucidate possible points of prevention.

to assess the extent of comorbidities and provide an understanding on the latest mechanistic research explaining why children with asthma are more at risk of non-allergic comorbidities, and highlight knowledge gaps requiring further research. We did not include allergic comorbidities as these have been well studied for many years and the mechanisms have now been shown to be largely genetic in nature.<sup>6</sup>

## 2 | METHODS

Comorbidities were chosen as the most common non-atopic and non-communicable diseases reported in relation to asthma in children. We searched MEDLINE® and Epub Ahead of Print on 9 November 2021 for all articles in the last 5 years (2016–2021) conducted on children or adolescents that included 'asthma' and the comorbidity of interest in the abstract, title or author keywords (the

exact search terms used for each comorbidity are found Table S1). Eight of the authors then reviewed the titles, abstracts and articles and excluded irrelevant articles, articles not in English or abstracts without full-length articles. Figure 1 shows the results of the search and the exclusion criteria. Data were extracted according to an extraction template, and articles were checked by at least two authors. The focus of the data extraction included: (a) asthma as a risk factor for comorbidities (rather than comorbidities as a risk factor for asthma) expressed as an odds ratio, risk ratio, hazards ratio, linear  $\beta$ -value and prevalence difference, or if these were not available, a p-value signifying no difference in risk between children with asthma and those without; (b) symptom manifestations of asthma and comorbidities above and beyond each disease alone; and (c) mechanistic research on asthma and comorbidities.

### 3 | RESULTS

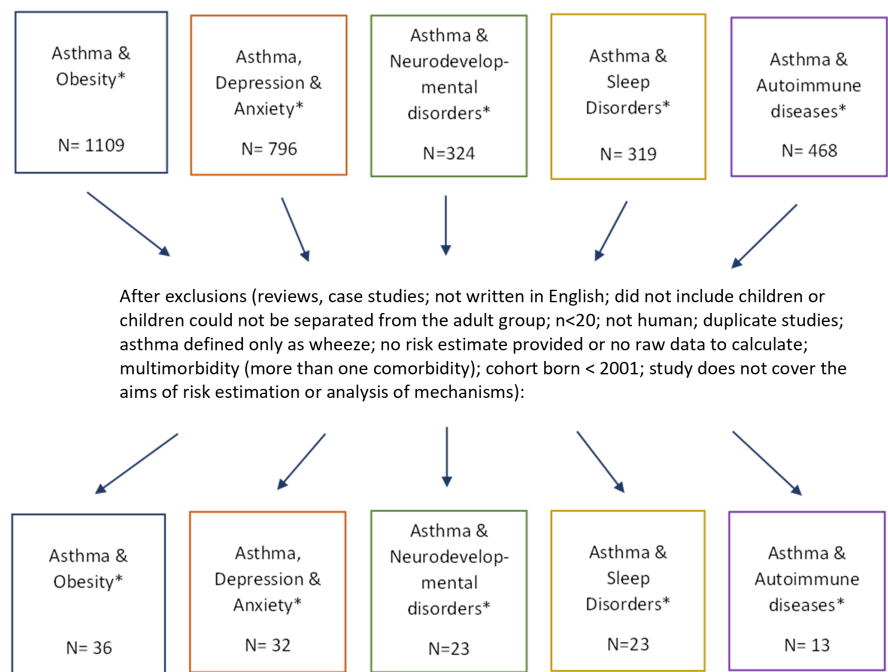
#### 3.1 | Asthma and Obesity

Overweight and obesity are defined as the abnormal or excessive accumulation of fat that may impair health.<sup>7</sup> According to a recent global study targeting 5- to 19-year-olds, the mean body mass index (BMI) and prevalence of obesity have increased globally, negatively affecting health and quality of life.<sup>8</sup> Obesity is commonly associated with the onset of asthma, poor asthma control and the development of other comorbid conditions such as gastroesophageal reflux,<sup>9,10</sup> obstructive sleep apnea,<sup>7,9</sup> type 2 diabetes and an increased risk of recurrent hospitalization.<sup>10</sup> Although in adult studies asthma severity is associated with obesity,<sup>11,12</sup> this association was not observed in a recent study in children.<sup>13</sup> Studies suggest that the most

common asthma phenotype associated with obesity is non-allergic asthma with non-type-2 (Th2) inflammation.<sup>14,15</sup> Other phenotypes such as exercise-induced asthma and non-allergic asthma have not shown a consistent association with BMI in children.<sup>16-18</sup>

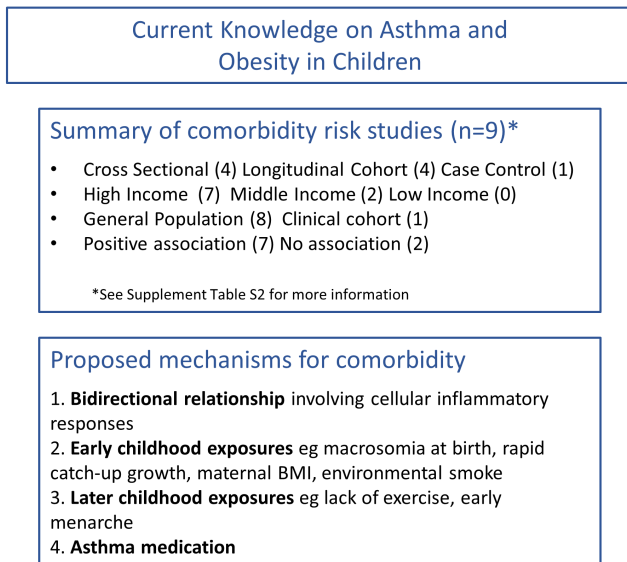
Our search of publications revealed nine studies measuring the magnitude of the risk of obesity in children with asthma (Table S2). The majority of studies found a positive association between childhood asthma and obesity ( $n = 7$ ), including three prospective studies showing that non-obese children diagnosed with asthma are at a higher risk of developing obesity than those without asthma.<sup>19-21</sup> A pooled cohort study of European countries ( $n = 21,130$ ) reported similar findings of asthma and obesity comorbidity (HR 1.66, 95% CI, 1.18, 2.33) compared to large cross-sectional studies in China and the USA (OR 1.51, 95% CI, 1.03, 2.21 and RR 1.67 [95% CI, 1.32, 2.11] respectively).<sup>21-23</sup> These results are further supported by a recent meta-analysis which found the pooled RR to be 1.47 (95% CI, 1.25, 1.72).<sup>24</sup> Furthermore, comorbidity was higher in boys,<sup>20,21</sup> black children<sup>25</sup> and physically inactive individuals (Figure 2).<sup>22,26</sup>

The mechanisms linking asthma with obesity are unclear, but it is hypothesized that the two conditions may share common etiological pathways. Asthma is associated with increased systemic oxidative stress<sup>27</sup> which is characterized by an imbalance between cellular antioxidant defences and overproduction of free radicals including increased reactive oxygen species.<sup>28</sup> These free radicals cause oxidative injury to the lung and pro-inflammatory cytokine release, thus promoting systemic inflammation.<sup>29</sup> They are also involved in the control of body weight by exerting different effects on hypothalamic neurons, which control satiety and hunger behaviour.<sup>30</sup> Children diagnosed with asthma tend to have higher age-specific serum triglyceride levels and higher rates of insulin resistance than non-asthmatics.<sup>31</sup>



**FIGURE 1** Results of MEDLINE and ePUB search 2016–2021, child and adolescent asthma and comorbidities: risk, symptom and mechanism studies.

\*search terms for comorbidities can be found in Supplementary Material

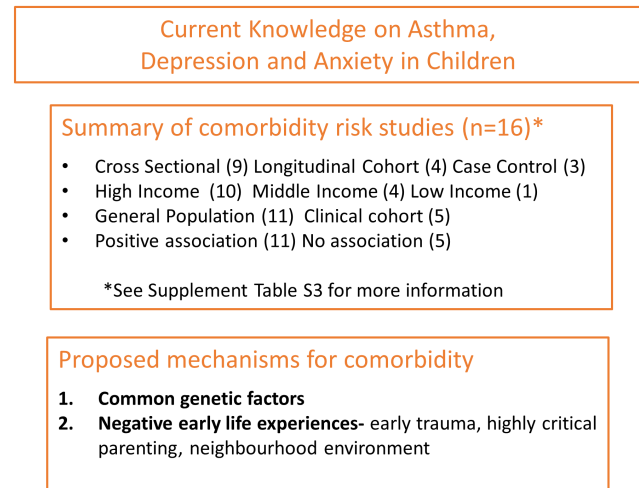


**FIGURE 2** Current knowledge on asthma and obesity in children. Summary of study factors measuring obesity as a risk of asthma, and a summary of currently proposed mechanisms explaining the comorbidity of asthma and obesity.

Possible common early life exposure candidates, which are risk factors for both asthma and obesity, include maternal BMI,<sup>32,33</sup> early antibiotic use,<sup>34</sup> mode of delivery,<sup>34</sup> early feeding practices,<sup>35</sup> poverty and environmental smoke.<sup>36,37</sup> High birth weight in early childhood is associated with both asthma and obesity suggesting a role of early BMI on later outcomes.<sup>38</sup> Additionally, catch-up growth, a period of faster weight gain during the first 2 years of life, has been associated with the risk of obesity<sup>39</sup> and asthma separately.<sup>35,39</sup>

Possible common candidates for comorbidity later in childhood include high BMI, lack of physical exercise and hormonal changes. Children with high BMI tend to be less physically active and are at risk of developing atopic sensitization and asthma in addition to obesity.<sup>38,40</sup> It has also been observed that asthma, especially when undiagnosed, poorly controlled or perceived by parents as a health risk may limit engagement in physical activity, thus increasing the risk of obesity.<sup>41-43</sup> Early menarche increases the risk of obesity in adolescent girls with asthma.<sup>40,44,45</sup> and has been shown to be associated with weight gain, lower lung function and increased severity of asthma symptoms.<sup>44</sup>

Medications used in the treatment of asthma may play an important role in the comorbidity of asthma and obesity in children, although research is conflicting. A US study found that the use of rescue medication such as short-acting beta-agonists reduced the risk of obesity independent of asthma diagnosis.<sup>20</sup>  $\beta$ -adrenergic agonist drugs may cause weight loss by increasing energy expenditure and lipid breakdown.<sup>46</sup> Conversely, several recent studies found that the use of glucocorticoids in treating allergic asthma induced and exacerbated obesity.<sup>47,48</sup> Differing associations between asthma medication and obesity in children may be due to the different physiological mechanisms of specific drug types and their targets.



**FIGURE 3** Current knowledge on asthma, depression and anxiety in children. Summary of study factors measuring depression/anxiety as a risk of asthma, and a summary of currently proposed mechanisms explaining the comorbidity of asthma and depression/anxiety.

There does not appear to be a common genetic link explaining asthma and obesity comorbidity in children. A study on the UK Biobank examining obesity-related traits and asthma subtypes found no evidence for a genetic correlation between obesity and asthma that started before age 16 years.<sup>49</sup>

### 3.2 | Asthma and depression and anxiety

A bidirectional relationship between asthma and mental health issues such as depression and anxiety has long been observed in adults,<sup>50,51</sup> and it is increasingly recognized that these relationships also extend to children with asthma.

Our search criteria found 32 relevant articles, 16 of which measured the association between paediatric asthma and depression/anxiety in a variety of countries and population groups from hospital-based participants to large nationwide register studies (Table S3). The majority of studies ( $n = 13$ ) found a positive association. The largest studies were a children's survey in South Korea ( $n = 788,411$ ),<sup>52</sup> which found an increased risk of depression and suicide ideation in adolescents with asthma (OR 1.12, 95% CI 1.09, 1.22 and OR 1.18, 95% CI 1.07, 1.24 respectively), and a register-based study in Sweden ( $n = 281,476$ ),<sup>53</sup> which found that children (ages 3-18 years) with asthma were more likely to have anxiety and other affective disorders (OR 3.04 and 2.50, respectively, 95% CI not provided). Similarly, a recent meta-analysis confirmed an association of anxiety disorders in youth with asthma compared to youth without asthma (standardized mean difference 0.37, 95% CI 0.24, 0.50), Figure 3.<sup>54</sup>

A number of studies have shown that among children with asthma, those comorbid for depression and/or anxiety have increased risks of exacerbations,<sup>55,56</sup> poorly controlled asthma<sup>57-61</sup>

and increased medical costs including hospital stays<sup>56,62,63</sup> compared to children without comorbidity. There is also some evidence to suggest that these risks are greater in girls than boys,<sup>59,61,62,64</sup> and in adolescents than younger children.<sup>62,65</sup> From a clinical perspective, this means that adolescent girls should be monitored carefully for depression and anxiety comorbidities, especially in regards to their asthma management.

There are several proposed mechanisms for asthma and anxiety/depression comorbidity – (1) genetic and/or (2) early environmental influences. The Childhood and Twin Study in Sweden (CATSS) of 9-year-old twins found evidence of familial co-aggregation for asthma and depression/anxiety, that is, if one twin had asthma, the other twin was liable to have anxiety/depression regardless of the first twin's anxiety/depression status.<sup>66</sup> This suggests that there is a common factor, either genetic or shared environment, that may explain clustering in families rather than a causal relationship between the diseases.

Recent developments in genome-wide association studies have meant that the associations between the genetic liability for one disease and the risk of the symptoms of another disease can now be assessed. A population-based cohort study on 16,687 children in Denmark aged 5–15 years found that a greater genetic liability for major depression measured as a polygenic risk score, was associated with an increased likelihood of having asthma (diagnosis or two medications in 12 months) and HR 1.06 (95% CI 1.01, 1.10) for each standard deviation in polygenic risk score increase.<sup>67</sup> Similarly, in adults, a genetic correlation has been shown between depression and asthma using UK Biobank data ( $r_g = .17$ ,  $p = .006$ ).<sup>68</sup> Possible genetic candidates have been suggested. In Bayesian network analysis, the top 100 single-nucleotide polymorphisms (SNPs) for asthma symptom severity were obtained. From these, a single SNP rs4672619 was identified which interacts with depression to affect asthma symptom severity.<sup>69</sup> This SNP is on the ERBB4 gene which is known to have a role in the pathophysiology of schizophrenia and bipolar depression and possible associations with childhood asthma.<sup>69</sup> Other proposed genetic candidates include glucocorticoid receptor (GR) and beta2-adrenergic receptor ( $\beta$ 2-AR) genes. In families with high levels of parental depression, youths with asthma have been shown to express significantly less GR and  $\beta$ 2-AR when they experience negative mood symptoms.<sup>70</sup>

In regard to early environmental influences, several recent parenting studies have shown that highly critical and over-protective parenting may explain the higher level of anxiety in children with asthma.<sup>71,72</sup> However, these studies have been carried out in small parent-child dyad populations and require further research. Following a suite of studies over the previous decade in the USA on the role of neighbourhood and disadvantages on the risk of childhood asthma, Tobin et al have taken this research one step further to show that the relationship between neighbourhood stress and asthma in youth can be partly explained by anhedonia, a symptom of depression and the lack of experiencing pleasure.<sup>73</sup> This theory of early trauma and neighbourhood environment as a trigger for comorbidity is supported by research on the World Trade Centre 9/11

terrorist attack.<sup>61</sup> Children who lived in the neighbourhood of the World Trade Centre during 9/11 had high rates of poorly controlled asthma 10 years after the attacks (up to one-quarter of children with asthma), which was associated with a higher risk of mental illnesses (OR 5.0, 95% CI 1.4, 17.7).<sup>61</sup>

### 3.3 | Asthma and neurodevelopmental disorders

The prevalence of common childhood neurodevelopmental disorders such as attention deficit hyperactivity disorder (ADHD) and autism spectrum disorder (ASD) has increased during the last few decades.<sup>74,75</sup> The corresponding increasing comorbid conditions of asthma with neurodevelopmental disorders have a more substantial impact on children, carers and society than asthma alone.<sup>76</sup> Despite this fact, clinical guidelines for asthma or neurodevelopmental disorders often overlook the existence of possible comorbidities.<sup>77</sup> One particular challenge for children with concurrent asthma and ADHD and their parents is adequate disease management, such as appropriate use of inhalers, as well as stress and anxiety management to avoid asthma exacerbations.<sup>78</sup>

Our search identified 23 relevant studies, of these, 12 estimated the association of asthma and neurodevelopmental disorders among children and adolescents from diverse ethnic backgrounds and in different settings (see Table S4). The majority of studies investigating the link between asthma and ADHD found positive associations,<sup>79–86</sup> most notably, two studies in Germany and Taiwan with over a million participants found associations of OR 2.19 (95%CI 2.16, 2.22)<sup>85</sup> and OR 1.53 (95%CI 1.44, 1.63)<sup>83</sup> respectively. Similarly, two recent meta-analyses confirmed an association between asthma and ADHD (pooled OR 1.66, 95% CI 1.22, 2.26), and even suggested atopic diseases including asthma play a role in the severity of ADHD symptoms, Figure 4.<sup>87,88</sup>

Regarding asthma and ASD, two of four studies found positive associations,<sup>80,89</sup> one found a null association<sup>90</sup> and another reported a negative association.<sup>91</sup> These last two studies were both clinically based samples of children recruited from hospital clinics, whereas the studies with positive associations used general populations. Of note, the largest study on ASD and asthma comorbidity from the National Survey of Children's Health in the USA ( $n = 71,084$ ) found the risk for ASD was OR 1.68 (95% CI 1.07, 2.63) for children with asthma aged 0–17 years.<sup>80</sup>

Research on the aetiology of comorbidity between asthma and neurodevelopmental disorders occurring in children and adolescents suggests two possible major mechanisms: (1) shared risk factors via genetic and/or environmental factors, and (2) causation.

Firstly, evidence for a shared familial risk of ASD or ADHD with asthma has been identified in several family design studies.<sup>80,89,92–94</sup> For example, Sun et al. using Swedish data found an increased risk of developing ADHD among relatives of individuals with asthma, and that the strength of the association was directly related to an increasing degree of genetic relatedness.<sup>92</sup> Further decomposition of the familial liability among 11,547 twin pairs showed evidence

### Current Knowledge on Asthma and Neurodevelopmental Disorders in Children

#### Summary of comorbidity risk studies (n=12)\*

- Cross Sectional (7) Longitudinal Cohort (0) Case Control (5)
- High Income (12) Middle Income (0) Low Income (0)
- General Population (9) Clinical cohort (3)
- Positive association (8) No association (3) Negative association (1)

\*See Supplement Table S4 for more information

#### Proposed mechanisms for comorbidity

1. **Causal pathway** between ADHD and asthma
2. **Common genetic factors** involved in inflammation and immune regulation
3. **Early childhood exposures** eg maternal stress, birth injury, SGA

**FIGURE 4** Current knowledge on asthma and neurodevelopmental disorders in children. Summary of study factors measuring neurodevelopmental disorders as a risk of asthma, and a summary of currently proposed mechanisms explaining the comorbidity of asthma and neurodevelopmental disorders.

for shared genetic factors explaining comorbidity.<sup>92</sup> A large-scale genome-wide cross-trait study using the UK Biobank and Psychiatric Genomics Consortium data confirmed a genetic correlation between ADHD with asthma and seven shared loci (highlighting the human leukocyte antigen [HLA] region), but no similar association was found for ASD with asthma.<sup>95</sup> However, in vitro gene expression studies using tissues from patients with asthma and ASD have found gene polymorphisms close to the identified loci observed in the previous study (i.e. cyclooxygenase-2 (COX-2), adrenoceptor beta 2 (ADBR2) and GATA-binding protein 3 (GATA3)) which are involved in inflammation and immune regulation. These may provide an insight into a genetic predisposition for asthma and ASD.<sup>96–98</sup>

Apart from shared genetic factors, shared environmental and lifestyle-related factors, especially during the prenatal and perinatal periods, could provide an explanation for asthma and neurodevelopmental disorder comorbidity. There are a number of recent studies that suggest similar early risk factors for asthma and neurodevelopmental outcomes when studied separately but none have studied both diseases together. Such factors include maternal stress,<sup>99,100</sup> foetal distress, birth injury or trauma or small for gestational age.<sup>101,102</sup>

Secondly, there is some evidence of direct causality between asthma and neurodevelopmental disorders. Zhu et al. provided insight into the pathological mechanisms of asthma with a Mendelian randomization approach, showing that ADHD may cause asthma but ASD probably does not.<sup>95</sup> Furthermore, it is worthwhile to note that although the authors did not observe a causal pathway in the other direction from asthma to ADHD, there may be alternative explanations such as mediation by suboptimal asthma management, or

that asthma is only causal for some ADHD phenotypes, for example, asthma predicts hyperactivity-impulsivity in adolescents but not inattention.<sup>103</sup>

Finally, most of the studies identified for this review reported the relationship between asthma and ADHD but did not consider the history of other atopic diseases as confounding factors. For example, Schmitt et al. observed that the association between eczema and ADHD remained after adjusting for asthma suggesting that eczema may play an important role in asthma and ADHD comorbidity.<sup>104</sup>

### 3.4 | Asthma and sleep disorders

“Sleep disorders” is an umbrella term that includes several aspects of sleep including sleep quality/satisfaction/duration, daytime sleepiness, circadian rhythm and sleep disordered breathing (SDB). The prevalence of sleep disorders depends on which aspect is studied, but on the whole, sleep disorders are generally described as common in childhood.<sup>105,106</sup> Exploring the relationship between asthma and sleep disorders has been of interest for decades, in particular the role of asthma severity and asthma control as sleep can be disturbed by nocturnal asthma symptoms.<sup>106</sup>

Our search revealed 23 studies, of which 15 studies investigated the strength of the comorbid association between asthma and various sleep disorders in children (Table S5); however, very little has been published on possible mechanisms, Figure 5.

Studies on sleep quality found that parents of children with asthma rated their child's sleep quality as poorer than those without asthma ( $\chi^2 = 27.07$ ,  $p < .001$ ), and children with asthma have reported poor sleep satisfaction ( $p < .001$ ).<sup>106,107</sup> Some studies have suggested that poor sleep satisfaction may be explained by asthma

### Current Knowledge on Asthma and Sleep Disorders in Children

#### Summary of comorbidity risk studies (n=15)\*

- Cross Sectional (8) Longitudinal Cohort (6) Case Control (1)
- High Income (12) Middle Income (3) Low Income (0)
- General Population (6) Clinical cohort (9)
- Positive association (12) No association (2) Negative association (1)

\*See Supplement Table S5 for more information

#### Proposed mechanisms for comorbidity

1. **Bidirectional relationship** involving cellular inflammatory responses
2. **Causal pathway** between asthma and sleep quality or sleep duration

**FIGURE 5** Current knowledge on asthma and sleep disorders in children. Summary of study factors measuring sleep disorders as a risk of asthma, and a summary of currently proposed mechanisms explaining the comorbidity of asthma and sleep disorders.

severity and/or poor asthma control which are associated with lower sleep efficiency and sleep quality.<sup>108-110</sup> This is supported by lung function studies in children with asthma which found that changes in spirometry measures of FEV<sub>1</sub> (forced expiratory volume in 1 s) between night-time and morning explained some of the variances of poorer sleep efficiency (13%,  $p < .1$ ).<sup>111</sup> However it should be noted that not all studies attribute sleep quality issues to asthma severity; one longitudinal study from Australia noted an association between asthma and sleep disturbance independent of asthma severity.<sup>112</sup>

Furthermore, two large population studies from South Korea and Brazil observed a negative association between asthma and sleep duration.<sup>107,113</sup> However, this association did not extend to studies on asthma severity.<sup>109,114</sup> In regards to sleep hygiene and daytime sleepiness, an association between poor asthma control with later bedtime and increased daytime sleepiness has been demonstrated,<sup>106,110</sup> but again, there was no association observed when focusing on asthma severity or asthma controller medication use.<sup>109</sup>

More convincing is the relationship between asthma and SDB. SDB encompasses a spectrum of disorders ranging from snoring to obstructive sleep apnoea (OSA) – a partial or complete cessation of airflow and oxygen desaturation during sleep despite the presence of breathing effort.<sup>115-117</sup> Diagnosis and degree of severity of SDB are often measured using the Paediatric Sleep Questionnaire (PSQ), where a score of  $\geq 0.33$  suggests high risk of SDB. Adenotonsillar hypertrophy and obesity are significant risk factors for SDB, obesity has been shown to nearly double the risk of OSA.<sup>118</sup> A systematic review from 2016 has demonstrated a bidirectional relationship between asthma and SDB.<sup>119</sup> These findings are supported by Zandieh et al. in a large study of high school students ( $n = 9565$ ) who showed that adolescents with asthma had 2.63 higher odds of reporting SDB-like symptoms (95% CI 2.30, 3.00), and by Guo et al., OR 1.92 (95% CI 1.27, 2.91),<sup>115,120</sup> Furthermore, studies have found an inverse relationship between PSQ score and Asthma Control Test (ACT) score ( $p < .001$ ),<sup>121-123</sup> suggesting an association between SDB and poor asthma control. It has been proposed that the bidirectional association between asthma and SDB is due to inflammation in the “united airway,” for example, those with uncontrolled asthma have been found to have higher levels of tonsil TNF- $\alpha$  compared to children with well-controlled asthma.<sup>105,124</sup>

Asthma is associated with both tonsillar hypertrophy and snoring, and although having an adenotonsillectomy improves asthma control,<sup>112,119</sup> in children with severe OSA, asthma increases the likelihood of needing treatment with continuous positive airway pressure after adenotonsillectomy, OR 2.78 (95% CI 1.36, 5.69).<sup>125</sup> It is important to mention that the comorbidity between OSA and asthma is unclear when OSA is measured using the apnoea-hypopnoea index. Nguyen-Hoang et al. have demonstrated an association between moderate asthma and severe OSA,<sup>117,119</sup> however, there are other studies showing a null or even negative association between asthma and OSA.<sup>116,118,126,127</sup> The ages of the study participants and the definitions of asthma varied between these studies, which may account for the observed differences in associations.

Owing to the physiological effects of obesity in the airway, and asthma and obesity both being associated with SDB, several studies have explored the relationship among asthma, obesity and SDB. Although, results are not as expected and indicate there is more to explore in this area. Andersen et al. found that BMI was positively associated with OSA independently of asthma<sup>128</sup> and Narayanan et al. found that having asthma reduced the risk of severe OSA by 13.7% among obese patients.<sup>127</sup>

### 3.5 | Asthma and autoimmune diseases

The relationship between asthma and autoimmune disease has long been debated. Whereas asthma, like other atopic diseases, is characterized by a Th2-helper cell inflammatory response, autoimmune diseases are in general Th1 mediated. This dichotomy has remained a paradigm in the field, postulating that the two disease groups are mutually inhibitory. However, this notion has been questioned, both due to a deepened understanding of the complexities of the immune system but also because of epidemiological observations of co-occurrence of asthma with autoimmune diseases.<sup>129,130</sup>

In our search of the most recent literature, we found 13 relevant articles of which 10 articles reported the magnitude of various autoimmune disease comorbidities among children and adolescents with asthma (Table S6). The panorama of autoimmune diseases reflects the most common types found in children such as celiac disease as well as less common but important types that entail a considerable burden on the affected such as type 1 diabetes (T1D) and inflammatory bowel disease (IBD). In general, the studies aimed to investigate the comorbidity between asthma and a named autoimmune disease, rather than to study the mechanisms underlying the relationship. Nevertheless, some studies have addressed the temporal relationship between the diseases which could shed light on causal mechanisms, Figure 6.

#### 3.5.1 | Type 1 Diabetes

Despite inconclusive results of previous research regarding the potential comorbidity between asthma and T1D,<sup>131</sup> more recent updates in the field have consolidated findings of co-occurrence of the diseases.<sup>130</sup> This includes two large population-based studies from Finland and Sweden that demonstrated that asthma and T1D are often associated (HR 1.45, 95% CI 1.32, 1.60 and OR 1.15, 95% CI 1.06, 1.27 respectively).<sup>132,133</sup> Furthermore, the order of appearance of the respective diseases also seems to be of importance. In both studies, a previous diagnosis of asthma increased the risk of subsequent T1D (HR 1.45, 95% CI 1.32, 1.60,<sup>130</sup> and HR 1.17, 95% CI 1.07, 1.28).<sup>131</sup> However, the risk of asthma was reduced<sup>132</sup> or unchanged<sup>133</sup> among those who first developed T1D. Other evidence suggests that the potential causal influence of asthma on T1D could be mediated by asthma medication.<sup>134</sup> Children using inhaled corticosteroids or beta-agonists have been shown to be at

## Current Knowledge on Asthma and Autoimmune diseases in Children

### Summary of comorbidity risk studies (n=10)\*

- Cross Sectional (1) Longitudinal Cohort (2) Case Control (5) Case Cohort (2)
- High Income (10) Middle Income (0) Low Income (0)
- General Population (8) Clinical cohort (2)
- Positive association (7) No association (2) Negative association (1)

\*See Supplement Table S6 for more information

### Proposed mechanisms for comorbidity

1. **Causal pathway** between asthma and Type 1 Diabetes
2. **Early childhood exposures** eg infection, microbiome changes, diet
3. **Shared embryologic origins**
4. **Shared familial factors**

**FIGURE 6** Current knowledge on asthma and autoimmune diseases in children. Summary of study factors measuring autoimmune diseases as a risk of asthma, and a summary of currently proposed mechanisms explaining the comorbidity of asthma and autoimmune diseases.

increased risk of developing T1D even when adjusting for asthma status (HR 1.29, 95% CI 1.09, 1.52 and HR 1.22, 95% CI 1.07, 1.41 respectively).<sup>135</sup>

Familial co-aggregation of asthma and T1D among siblings indicates that there are common risk factors for both diseases shared within families, either genetic or environmental.<sup>133</sup> It is also important to acknowledge the potential existence of common risk factors that may not be shared within families but that could independently predispose individuals to both asthma and T1D. For instance, infections, changes to the microbiome and diet have all been separately linked to both asthma and T1D.<sup>130</sup>

### 3.5.2 | Inflammatory bowel disease

There are only a few recent studies on asthma comorbidity with IBD in children. In a Canadian population-based study, Kuenzig et al. reported an association between asthma and IBD (OR 1.45, 95% CI 1.31, 1.60 for Crohn's Disease and OR 1.49, 95% CI 1.08, 2.07 for ulcerative colitis).<sup>136</sup> A systematic review of the relationship between asthma and IBD in adults and children also found an overall association between asthma and IBD.<sup>137</sup> However, subgrouping of the few studies that assessed paediatric-onset IBD resulted in larger confidence intervals crossing the null: Crohn's disease (5 studies) pooled RR 1.35 (95% CI 0.94, 1.93) and ulcerative colitis (four studies) pooled RR 1.11 (95% CI 0.97, 1.28).<sup>137</sup> More studies are needed to confirm or negate the comorbidity of asthma and IBD in children. The authors hypothesize that a potential explanation for comorbidity could be the shared embryologic origin of the airways and gut,

or shared risk factors. It is, however, still unclear if there may be a causal association between the two diseases as well.

### 3.5.3 | Celiac disease, juvenile infantile arthritis, psoriasis and multiple sclerosis

Despite the celiac disease being the most common autoimmune disease in children, only one small study in our search investigated its association with asthma.<sup>138</sup> The researchers found a non-significant risk of celiac disease in children with doctor-diagnosed asthma (OR 1.4, 95% CI 0.8, 2.5) that increased when applying an asthma definition based on family history of asthma (Asthma Predictive Index OR 2.8, 95% CI 1.3, 6.0), concluding that differences in asthma comorbidity risks may reflect different asthma phenotypes. Juvenile idiopathic arthritis<sup>139</sup> and psoriasis<sup>140</sup> were also found to be comorbid with asthma in single studies, but not multiple sclerosis,<sup>141</sup> which is in line with findings in adults.<sup>142</sup>

## 4 | COMMENTS AND CONCLUSION

In this review, we provide an up-to-date summary of the last 5 years of publications on non-allergic comorbidities in children with asthma. Our goal was to provide a contemporary insight for magnitude and mechanisms that can be applied to a current paediatric audience and to inform those working clinically and in asthma research on the next steps in this field. The restriction of 5 years excludes many papers on all the comorbidities. However, we have included reviews where appropriate and we have found that the reported magnitudes confirm and strengthen previous findings that children with asthma have an increased risk of comorbid obesity, anxiety/depression, neurodevelopmental disorders, sleep disorders and autoimmune diseases.

Several of the studies we reviewed were large, population-based and longitudinal with prospectively collected data and adequate control of possible confounding pathways. Others were cross-sectional, relied on single measures of disease, failed to account for the difference in risk factors between early and later childhood and may be biased due to healthcare contacts.

Larger Genome Wide Association Studies (GWAS)-based analyses, such as polygenic risk score prediction, expression, functional as well as pathway analyses, need to be carried out to further specify the most probable genes and how they could be involved in common pathways or causally linked. In addition, more detailed gene-environment interaction studies that include omics data and focus on early life exposures may help to clarify pathways of comorbidity at different points in the early life course.<sup>143</sup> Asthma is commonly an outpatient diagnosis, and definitions of asthma tend to vary between studies; parent-reported, self-reported or physician diagnosed and, in very young children, recurrent wheeze as a proxy for asthma. These varying definitions may lead to overdiagnosis or misclassification of disease. As such, objective data on lung function, biomarkers and clinical



measures including polygraphy and questionnaire data as well as timing to address causality will be valuable going forward. Asthma is a heterogenous disease, and although there is some research in children to suggest that comorbidities vary with phenotypes and endotypes, more research into this area has the potential to shed light on specific immunological mechanisms for comorbidity.

In addition to informing healthcare practice and asthma management guidelines, further understanding of the mechanisms for comorbidity can lead to targeted intervention studies for comorbidities, for example, cognitive behaviour-based therapy has been shown to improve anxiety-induced asthma.<sup>144,145</sup>

In conclusion, further research is warranted to understand the comorbidity with a range of diseases as well as to better understand the underlying mechanisms in general. Clinical consequences of comorbidity in terms of management, severity/complications, medication, hospitalizations, healthcare cost and quality of life for individuals and families are of greatest importance.

#### AUTHOR CONTRIBUTIONS

BB & CA conceived of the idea. All authors contributed to the analysis plan, search strategy, interpretation of data and approved the manuscript for submission. BB, ECO, TG, AH, MM, AS and CA sorted and collated the relevant papers from the literature search and wrote the first draft of the manuscript including the Supplementary Tables and creation of Figures.

#### ACKNOWLEDGEMENTS

This work was ably assisted by the Karolinska Institute library, which prepared the literature search; in particular, thanks to Jonas Pettersson and Emma-Lotta Saatela. We acknowledge funding from the Swedish Research Council (grant no 2018-02640) and the Swedish Heart-Lung Foundation (grant no 20210416). Contributions: BB & CA conceived the idea. All authors contributed to the analysis plan, search strategy, interpretation of data and approved the manuscript for submission. BB, ECO, TG, AH, MM, AS and CA sorted and collated the relevant papers from the literature search and wrote the first draft of the manuscript including the Supplementary Tables and creation of Figures.

#### CONFLICT OF INTEREST

Jonas Ludvigsson has coordinated an unrelated study on behalf of the Swedish IBD quality register (SWIBREG), which received funding from Janssen corporation. Henrik Larsson reports receiving grants from Shire Pharmaceuticals; personal fees from and serving as a speaker for Medice, Shire/Takeda Pharmaceuticals, and Evolan Pharma AB; and sponsorship for a conference on attention-deficit/hyperactivity disorder from Shire/Takeda Pharmaceuticals and Evolan Pharma AB, all outside the submitted work.

#### DATA AVAILABILITY STATEMENT

Data sharing not applicable to this article as no datasets were generated or analysed during the current study.

#### ORCID

Bronwyn K. Brew  <https://orcid.org/0000-0002-9885-8261>  
 Emma Caffrey Oswald  <https://orcid.org/0000-0003-3367-694X>  
 Tong Gong  <https://orcid.org/0000-0002-6887-9432>  
 Anna M. Hedman  <https://orcid.org/0000-0001-7466-3200>  
 Awad I. Smew  <https://orcid.org/0000-0002-4653-6615>  
 Catarina Almqvist  <https://orcid.org/0000-0002-1045-1898>

#### REFERENCES

- Gershon AS, Wang C, Guan J, To T. Burden of comorbidity in individuals with asthma. *Thorax*. 2010;65(7):612-618.
- Chen W, Lynd LD, FitzGerald JM, et al. Excess medical costs in patients with asthma and the role of comorbidity. *Eur Respir J*. 2016;48(6):1584-1592.
- Kaplan A, Szeffler SJ, Halpin DMG. Impact of comorbid conditions on asthmatic adults and children. *NPJ Prim Care Respir Med*. 2020;30(1):36.
- de Groot EP, Duiverman EJ, Brand PL. Comorbidities of asthma during childhood: possibly important, yet poorly studied. *Eur Respir J*. 2010;36(3):671-678.
- Mirabelli MC, Hsu J, Gower WA. Comorbidities of asthma in U.S. children. *Respir Med*. 2016;116:34-40.
- Ferreira MA, Vonk JM, Baurecht H, et al. Shared genetic origin of asthma, hay fever and eczema elucidates allergic disease biology. *Nat Genet*. 2017;49(12):1752-1757.
- Panuganti KK, Nguyen M, Kshirsagar RK. Obesity. *StatPearls*. StatPearls Publishing; 2021.
- Abarca-Gómez L, Abdeen ZA, Hamid ZA, et al. Worldwide trends in body-mass index, underweight, overweight, and obesity from 1975 to 2016: a pooled analysis of 2416 population-based measurement studies in 128.9 million children, adolescents, and adults. *Lancet*. 2017;390(10113):2627-2642.
- Gupta S, Lodha R, Kabra SK. Asthma, GERD and Obesity: triangle of inflammation. *Indian J Pediatr*. 2018;85(10):887-892.
- Carpaij OA, van den Berge M. The asthma-obesity relationship: underlying mechanisms and treatment implications. *Curr Opin Pulm Med*. 2018;24(1):42-49.
- Akerman MJH, Calacanis CM, Madsen MK. Relationship between asthma severity and obesity. *J Asthma*. 2004;41(5):521-526.
- Barros R, Moreira P, Padrão P, et al. Obesity increases the prevalence and the incidence of asthma and worsens asthma severity. *Clin Nutr*. 2017;36(4):1068-1074.
- Lu KD, Phipatanakul W, Perzanowski MS, Balcer-Whaley S, Matsui EC. Atopy, but not obesity is associated with asthma severity among children with persistent asthma. *J Asthma*. 2016;53(10):1033-1044.
- Kuruville ME, Lee FE-H, Lee GB. Understanding asthma phenotypes, endotypes, and mechanisms of disease. *Clin Rev Allergy Immunol*. 2019;56(2):219-233.
- Rastogi D. Pediatric obesity-related asthma: a prototype of pediatric severe non-T2 asthma. *Pediatr Pulmonol*. 2020;55(3):809-817.
- Chastang J, Baiz N, Parnet L, et al. Changes in body mass index during childhood and risk of various asthma phenotypes: a retrospective analysis. *Pediatr Allergy Immunol*. 2017;28(3):273-279.
- van Veen WJ, Driessen JMM, Kersten ETG, et al. BMI predicts exercise induced bronchoconstriction in asthmatic boys. *Pediatr Pulmonol*. 2017;52(9):1130-1134.
- Alvarez Zallo N, Aguinaga-Ontoso I, Alvarez-Alvarez I, Guillen-Grima F, Azcona San Julian C. The influence of gender and atopy in the relationship between obesity and asthma in childhood. *Allergol Immunopathol*. 2017;45(3):227-233.

19. Zhang Y, Chen Z, Berhane K, et al. The dynamic relationship between asthma and obesity in schoolchildren. *Am J Epidemiol*. 2020;189(6):583-591.
20. Chen Z, Salam MT, Alderete TL, et al. Effects of childhood asthma on the development of obesity among school-aged children. *Am J Respir Crit Care Med*. 2017;195(9):1181-1188.
21. Contreras ZA, Chen Z, Roumeliotaki T, et al. Does early onset asthma increase childhood obesity risk? A pooled analysis of 16 European cohorts. *Eur Respir J*. 2018;52(3):1800504.
22. Lai L, Zhang T, Zeng X, Tan W, Cai L, Chen Y. Association between physician-diagnosed asthma and weight status among Chinese children: the roles of lifestyle factors. *Int J Environ Res Public Health*. 2020;17(5):1599.
23. Sullivan PW, Ghushchyan V, Navaratnam P, et al. Exploring factors associated with health disparities in asthma and poorly controlled asthma among school-aged children in the U.S. *J Asthma*. 2020;57(3):271-285.
24. Shan L-S, Zhou Q-L, Shang Y-X. Bidirectional association between asthma and obesity during childhood and adolescence: A systematic review and meta-analysis. *Front Pediatr*. 2020;8(688):576858.
25. Farhat L, de Vos G, De A, Lee DS, Rastogi D. Atopy and pulmonary function among healthy-weight and overweight/obese children with asthma. *Pediatr Pulmonol*. 2021;56(1):34-41.
26. Karachaliou F, Vlachopapadopoulou E, Psaltopoulou T, et al. Prevalence of asthma symptoms and association with obesity, sedentary lifestyle and sociodemographic factors: data from the Hellenic National Action Plan for the assessment, prevention and treatment of childhood obesity (MIS301205). *J Asthma*. 2020;57(1):55-61.
27. Jesenak M, Zelieskova M, Babusikova E. Oxidative stress and bronchial asthma in children—causes or consequences? *Front Pediatr*. 2017;5:162.
28. Milne GL, Yin H, Hardy KD, Davies SS, Roberts LJ 2nd. Isoprostane generation and function. *Chem Rev*. 2011;111(10):5973-5996.
29. Nadeem A, Chhabra SK, Masood A, Raj HG. Increased oxidative stress and altered levels of antioxidants in asthma. *J Allergy Clin Immunol*. 2003;111(1):72-78.
30. Manna P, Jain SK. Obesity, oxidative stress, adipose tissue dysfunction, and the associated health risks: causes and therapeutic strategies. *Metab Syndr Relat Disord*. 2015;13(10):423-444.
31. Cottrell L, Neal WA, Ice C, Perez MK, Piedimonte G. Metabolic abnormalities in children with asthma. *Am J Respir Crit Care Med*. 2011;183(4):441-448.
32. Dumas O, Varraso R, Gillman MW, Field AE, Camargo CA Jr. Longitudinal study of maternal body mass index, gestational weight gain, and offspring asthma. *Allergy*. 2016;71(9):1295-1304.
33. Epstein LH, Wu YWB, Paluch RA, Cerny FJ, Dorn JP. Asthma and maternal body mass index are related to pediatric body mass index and obesity: results from the third National Health and nutrition examination survey. *Obes Res*. 2000;8(8):575-581.
34. Bokulich NA, Chung J, Battaglia T, et al. Antibiotics, birth mode, and diet shape microbiome maturation during early life. *Sci Transl Med*. 2016;8(343):343ra82.
35. Kotecha SJ, Lowe J, Granell R, Watkins WJ, Henderson AJ, Kotecha S. The effect of catch-up growth in the first year of life on later wheezing phenotypes. *Eur Respir J*. 2020;56(6):2000884.
36. Joseph M, Elliott M, Zelicoff A, Qian Z, Trevathan E, Chang JJ. Racial disparity in the association between body mass index and self-reported asthma in children: a population-based study. *J Asthma*. 2016;53(5):492-497.
37. Jaakkola JM, Rovio SP, Pahkala K, et al. Childhood exposure to parental smoking and life-course overweight and central obesity. *Ann Med*. 2021;53(1):208-216.
38. Byberg KK, Eide GE, Forman MR, Juliusson PB, Oymar K. Body mass index and physical activity in early childhood are associated with atopic sensitization, atopic dermatitis and asthma in later childhood. *Clin Transl Allergy*. 2016;6(1):33.
39. Cho WK, Suh B-K. Catch-up growth and catch-up fat in children born small for gestational age. *Korean J Pediatr*. 2016;59(1):1-7.
40. Lu KD, Billimek J, Bar-Yoseph R, Radom-Aizik S, Cooper DM, Anton-Culver H. Sex differences in the relationship between fitness and obesity on risk for asthma in adolescents. *J Pediatr*. 2016;176:36-42.
41. Holderness H, Chin N, Ossip DJ, Fagnano M, Reznik M, Halterman JS. Physical activity, restrictions in activity, and body mass index among urban children with persistent asthma. *Ann Allergy Asthma Immunol*. 2017;118(4):433-438.
42. Jago R, Salway RE, Ness AR, Shield JPH, Ridd MJ, Henderson AJ. Associations between physical activity and asthma, eczema and obesity in children aged 12-16: an observational cohort study. *BMJ Open*. 2019;9(1):e024858.
43. Eijkemans M, Mommers M, de Vries SI, et al. Asthmatic symptoms, physical activity, and overweight in young children: a cohort study. *Pediatrics*. 2008;121(3):e666-e672.
44. Castro-Rodriguez JA. A new childhood asthma phenotype: obese with early menarche. *Paediatr Respir Rev*. 2016;18:85-89.
45. McCleary N, Nwaru BI, Nurmatov UB, Critchley H, Sheikh A. Endogenous and exogenous sex steroid hormones in asthma and allergy in females: systematic review and meta-analysis. *J Allergy Clin Immunol*. 2018;141(4):1510-1513.e1518.
46. Onsliev J, Jacobson G, Narkowicz C, et al. Beta2-adrenergic stimulation increases energy expenditure at rest, but not during sub-maximal exercise in active overweight men. *Eur J Appl Physiol*. 2017;117(9):1907-1915.
47. Han J, Nguyen J, Kim Y, et al. Effect of inhaled corticosteroid use on weight (BMI) in pediatric patients with moderate-severe asthma. *J Asthma*. 2019;56(3):263-269.
48. Dixon AE, Poynter ME. Mechanisms of asthma in obesity. Pleiotropic aspects of obesity produce distinct asthma phenotypes. *Am J Resp Cell Molecular Bio*. 2016;54(5):601-608.
49. Zhu Z, Guo Y, Shi H, et al. Shared genetic and experimental links between obesity-related traits and asthma subtypes in UKbiobank. *J Allergy Clin Immunol*. 2020;145(2):537-549.
50. Ye G, Baldwin DS, Hou R. Anxiety in asthma: a systematic review and meta-analysis. *Psychol Med*. 2021;51(1):11-20.
51. Chida Y, Hamer M, Steptoe A. A bidirectional relationship between psychosocial factors and atopic disorders: a systematic review and meta-analysis. *Psychosom Med*. 2008;70(1):102-116.
52. Kyung Y, Han YJ, Lee JS, Lee JH, Jo SH, Kim SH. Evaluation of changing trend in depression, suicidal ideation, and suicide attempts among adolescents with asthma and identification of associated factors: 11-year national data analysis in 788,411 participants. *J Asthma*. 2021;58(7):921-931.
53. Agnafors S, Norman Kjellstrom A, Torgerson J, Rusner M. Somatic comorbidity in children and adolescents with psychiatric disorders. *Eur Child Adolesc Psychiatry*. 2019;28(11):1517-1525.
54. Dudeney J, Sharpe L, Jaffe A, Jones EB, Hunt C. Anxiety in youth with asthma: a meta-analysis. *Pediatr Pulmonol*. 2017;52(9):1121-1129.
55. Bloom CI, Nissen F, Douglas IJ, Smeeth L, Cullinan P, Quint JK. Exacerbation risk and characterisation of the UK's asthma population from infants to old age. *Thorax*. 2018;73(4):313-320.
56. Shankar M, Fagnano M, Blaakman SW, Rhee H, Halterman JS. Depressive symptoms among urban adolescents with asthma: a focus for providers. *Acad Pediatr*. 2019;19(6):608-614.
57. Dut R, Soyer O, Sahiner UM, et al. Psychological burden of asthma in adolescents and their parents. *J Asthma*. 2021;1-6:1116-1121.
58. Kulikova A, Lopez J, Antony A, et al. Multivariate Association of Child Depression and Anxiety with asthma outcomes. *J Allergy Clin Immunol Pract*. 2021;9(6):2399-2405.

59. Machluf Y, Farkash R, Rotkopf R, Fink D, Chaïter Y. Asthma phenotypes and associated comorbidities in a large cohort of adolescents in Israel. *J Asthma*. 2020;57(7):722-735.
60. Mpairwe H, Mpango RS, Sembajjwe W, et al. Anxiety disorders and asthma among adolescents in Uganda: role of early-life exposures. *ERJ Open Res*. 2021;7(2):00749-2020.
61. Gargano LM, Thomas PA, Stellman SD. Asthma control in adolescents 10 to 11 y after exposure to the world trade center disaster. *Pediatr Res*. 2017;81(1-1):43-50.
62. Munoz FA, Benton LD, Kops SA, Kowalek KA, Seckeler MD. Greater length of stay and hospital charges for severe asthma in children with depression or anxiety. *Pediatr Pulmonol*. 2020;55(11):2908-2912.
63. Bardach N, Neel C, Kleinman L, et al. Depression, anxiety and emergency department use for asthma. *Pediatrics*. 2019;144(4):e20190856.
64. Ahmadiafshar A, Ghoreishi A, Ardakani S, Khoshnevisasi P, Faghhihzadeh S, Nickmehr P. The high prevalence of depression among adolescents with asthma in Iran. *Psychosom Med*. 2016;78:113-117.
65. Kimura M, Ikeda A, Suzuki Y, Maruyama K, Wada H, Tanigawa T. The association between asthma and anxiety in elementary school students in Japan. *Pediatr Pulmonol*. 2020;55(10):2603-2609.
66. Brew BK, Lundholm C, Gong T, Larsson H, Almqvist C. The familial aggregation of atopic diseases and depression or anxiety in children. *Clin Exp Allergy*. 2018;48(6):703-711.
67. Liu X, Munk-Olsen T, Albinana C, et al. Genetic liability to major depression and risk of childhood asthma. *Brain Behav Immun*. 2020;89:433-439.
68. Lehto K, Pedersen NL, Almqvist C, Lu Y, Brew BK. Asthma and affective traits in adults: a genetically informative study. *Eur Respir J*. 2019;53(5):1802142.
69. Park HW, Song WJ, Cho SH, et al. Assessment of genetic factor and depression interactions for asthma symptom severity in cohorts of childhood and elderly asthmatics. *Exp Mol Med*. 2018;50(7):1-7.
70. Manczak EM, Dougherty B, Chen E. Parental depressive symptoms potentiate the effect of youth negative mood symptoms on gene expression in children with asthma. *J Abnorm Child Psychol*. 2019;47(1):99-108.
71. Sicouri G, Sharpe L, Hudson JL, et al. Parent-child interactions in children with asthma and anxiety. *Behav Res Ther*. 2017;97:242-251.
72. Greenlee JL, Winter MA, Everhart RS, Fiese BH. Parents' child-related schemas: associations with children's asthma and mental health. *J Fam Psychol*. 2019;33(3):270-279.
73. Tobin ET, Zilioli S, Imami L, Saleh DJ, Kane HS, Slatcher RB. Neighborhood stress, depressive symptoms, and asthma morbidity in youth. *J Pediatr Psychol*. 2016;41(9):952-960.
74. Polanczyk GV, Willcutt EG, Salum GA, Kieling C, Rohde LA. ADHD prevalence estimates across three decades: an updated systematic review and meta-regression analysis. *Int J Epidemiol*. 2014;43(2):434-442.
75. Matson JL, Kozlowski AM. The increasing prevalence of autism spectrum disorders. *Res Autism Spectr Disord*. 2011;5(1):418-425.
76. Zhou H, Chen Z, Zhao W, Liu Y, Cui Y. Evaluation of neuropsychiatric comorbidities and their clinical characteristics in Chinese children with asthma using the MINI kid tool. *BMC Pediatr*. 2019;19(1):454.
77. Agnew-Blais J. Intriguing findings regarding the association between asthma and ADHD. *Lancet Psychiatry*. 2018;5(9):689-690.
78. Kaas TH, Vinding RK, Stokholm J, Bønnelykke K, Bisgaard H, Chawes BL. Association between childhood asthma and attention deficit hyperactivity or autism spectrum disorders: a systematic review with meta-analysis. *Clin Exp Allergy*. 2021;51(2):228-252.
79. Yang C-F, Yang C-C, Wang IJ. Association between allergic diseases, allergic sensitization and attention-deficit/hyperactivity disorder in children: a large-scale, population-based study. *J Chin Med Assoc*. 2018;81(3):277-283.
80. Xie L, Gelfand A, Delclos GL, Atem FD, Kohl HW 3rd, Messiah SE. Estimated prevalence of asthma in US children with developmental disabilities. *JAMA Netw Open*. 2020;3(6):e207728.
81. van der Schans J, Pleiter JC, de Vries TW, et al. Association between medication prescription for atopic diseases and attention-deficit/hyperactivity disorder. *Ann Allergy Asthma Immunol*. 2016;117(2):186-191.
82. Strom MA, Silverberg JI. Asthma, hay fever, and food allergy are associated with caregiver-reported speech disorders in US children. *Pediatr Allergy Immunol*. 2016;27(6):604-611.
83. Chen M-H, Su T-P, Chen Y-S, et al. Comorbidity of allergic and autoimmune diseases among patients with ADHD. *J Atten Disord*. 2017;21(3):219-227.
84. Chai PH, Chang S, Cawthorpe D. The temporal hyper-morbidity of asthma and attention deficit disorder: implications for interpretation based on comparison of prospective and cross-sectional population samples. *Psychiatry Investig*. 2021;18(2):166-171.
85. Akmatov MK, Ermakova T, Batzing J. Psychiatric and nonpsychiatric comorbidities among children with ADHD: an exploratory analysis of Nationwide claims data in Germany. *J Atten Disord*. 2021;25(6):874-884.
86. Jameson ND, Sheppard BK, Lateef TM, Vande Voort JL, He J-P, Merikangas KR. Medical comorbidity of attention-deficit/hyperactivity disorder in US adolescents. *J Child Neurol*. 2016;31(11):1282-1289.
87. Cortese S, Sun S, Zhang J, et al. Association between attention deficit hyperactivity disorder and asthma: a systematic review and meta-analysis and a Swedish population-based study. *Lancet Psychiatry*. 2018;5(9):717-726.
88. Chuang Y-C, Wang C-Y, Huang W-L, et al. Two meta-analyses of the association between atopic diseases and core symptoms of attention deficit hyperactivity disorder. *Sci Rep*. 2022;12(1):3377.
89. Dai Y-X, Tai Y-H, Chang Y-T, Chen T-J, Chen M-H. Increased risk of atopic diseases in the siblings of patients with autism Spectrum Disorder: a Nationwide population-based cohort study. *J Autism Dev Disord*. 2019;49(11):4626-4633.
90. Weber RJ, Gadow KD. Relation of psychiatric symptoms with epilepsy, asthma, and allergy in youth with ASD vs. psychiatry referrals. *J Abnorm Child Psychol*. 2017;45(6):1247-1257.
91. Jonsdottir U, Lang JE. How does autism spectrum disorder affect the risk and severity of childhood asthma? *Ann Allergy Asthma Immunol*. 2017;118(5):570-576.
92. Sun S, Kuja-Halkola R, Chang Z, Cortese S, Almqvist C, Larsson H. Familial liability to asthma and ADHD: A Swedish national register-based study. *JCPP Adv*. 2021;1:e12044.
93. Holmberg K, Lundholm C, Anckarsäter H, Larsson H, Almqvist C. Impact of asthma medication and familial factors on the association between childhood asthma and attention-deficit/hyperactivity disorder: a combined twin- and register-based study: epidemiology of allergic disease. *Clin Exp Allergy*. 2015;45(5):964-973.
94. Gong T, Lundholm C, Rejzo G, et al. Parental asthma and risk of autism spectrum disorder in offspring: a population and family-based case-control study. *Clin Exp Allergy*. 2019;49(6):883-891.
95. Zhu Z, Zhu X, Liu C-L, et al. Shared genetics of asthma and mental health disorders: a large-scale genome-wide cross-trait analysis. *Eur Respir J*. 2019;54(6):1901507.
96. Kordulewska NK, Kostyra E, Chwala B, et al. A novel concept of immunological and allergy interactions in autism spectrum disorders: molecular, anti-inflammatory effect of osthole. *Int Immunopharmacol*. 2019;72:1-11.
97. Hu VW, Nguyen A, Kim KS, et al. Gene expression profiling of lymphoblasts from autistic and nonaffected sib pairs: altered pathways in neuronal development and steroid biosynthesis. *PLoS One*. 2009;4(6):e5775.

98. Cheslack-Postava K, Fallin MD, Avramopoulos D, et al.  $\beta$ 2-adrenergic receptor gene variants and risk for autism in the AGRE cohort. *Mol Psychiatry*. 2007;12(3):283-291.
99. Flanigan C, Sheikh A, Dunn-Galvin A, Brew BK, Almqvist C, Nwaru BI. Prenatal maternal psychosocial stress and offspring's asthma and allergic disease: a systematic review and meta-analysis. *Clin Exp Allergy*. 2018;48(4):403-414.
100. Manzari N, Matvienko-Sikar K, Baldoni F, O'Keefe GW, Khashan AS. Prenatal maternal stress and risk of neurodevelopmental disorders in the offspring: a systematic review and meta-analysis. *Soc Psychiatry Psychiatr Epidemiol*. 2019;54(11):1299-1309.
101. Gardener H, Spiegelman D, Buka SL. Perinatal and neonatal risk factors for autism: a comprehensive meta-analysis. *Pediatrics*. 2011;128(2):344-355.
102. Metsälä J, Kilkkinen A, Kaila M, et al. Perinatal factors and the risk of asthma in childhood—a population-based register study in Finland. *Am J Epidemiol*. 2008;168(2):170-178.
103. Mogensen N, Larsson H, Lundholm C, Almqvist C. Association between childhood asthma and ADHD symptoms in adolescence – a prospective population-based twin study. *Allergy*. 2011;66(9):1224-1230.
104. Schmitt J, Romanos M, Schmitt NM, Meurer M, Kirch W. Atopic eczema and attention-deficit/hyperactivity disorder in a population-based sample of children and adolescents. *JAMA*. 2009;301(7):724-726.
105. Reiter J, Ramagopal M, Gileles-Hillel A, Forno E. Sleep disorders in children with asthma. *Pediatr Pulmonol*. 2021;57:1851-1859.
106. Meltzer LJ, Pugliese CE. Sleep in young children with asthma and their parents. *J Child Health Care*. 2017;21(3):301-311.
107. Han CH, Chung JH. Association of asthma and sleep insufficiency among south Korean adolescents: analysis of web-based self-reported data from the Korean youth risk behavior web-based survey. *J Asthma*. 2020;57(3):253-261.
108. Reynolds KC, Boergers J, Kopel SJ, Koinis-Mitchell D. Featured article: multiple comorbid conditions, sleep quality and duration, and academic performance in urban children with asthma. *J Pediatr Psychol*. 2018;43(9):943-954.
109. Martin SR, Boergers J, Kopel SJ, et al. Sleep hygiene and sleep outcomes in a sample of urban children with and without asthma. *J Pediatr Psychol*. 2017;42(8):825-836.
110. Li Z, Thompson LA, Gross HE, et al. Longitudinal associations among asthma control, sleep problems, and health-related quality of life in children with asthma: a report from the PROMIS(R) pediatric asthma study. *Sleep Med*. 2016;20:41-50.
111. Koinis-Mitchell D, Kopel SJ, Seifer R, et al. Asthma-related lung function, sleep quality, and sleep duration in urban children. *Sleep Health*. 2017;3(3):148-156.
112. Garden M, O'Callaghan M, Suresh S, Mamum AA, Najman JM. Asthma and sleep disturbance in adolescents and young adults: a cohort study. *J Paeds Child Health*. 2016;52(11):1019-1025.
113. Estanislau NRDA, Jordao EADOC, Abreu GDA, et al. Association between asthma and sleep hours in Brazilian adolescents: ERICA. *J Pediatr* 2020;97:396-401.
114. Chen Y, Yang Q, Zhao K, Wu Z, Shen X, Li S. Associations of sleep characteristics with atopic disease: a cross-sectional study among Chinese adolescents. *Allergy Asthma Clin Immunol*. 2021;17(1):21.
115. Zandieh SO, Cespedes A, Ciarleglio A, Bourgeois W, Rapoport DM, Bruzzese J-M. Asthma and subjective sleep disordered breathing in a large cohort of urban adolescents. *J Asthma*. 2017;54(1):62-68.
116. Zaffanello M, Gasperi E, Tenero L, et al. Sleep-disordered breathing in children with recurrent wheeze/asthma: a single centre study. *Children*. 2017;4(11):97-101.
117. Nguyen-Hoang Y, Nguyen-Thi-Dieu T, Duong-Quy S. Study of the clinical and functional characteristics of asthmatic children with obstructive sleep apnea. *J Asthma Allergy*. 2017;10:285-292.
118. Andersen IG, Holm J-C, Homoe P. Obstructive sleep apnea in children and adolescents with and without obesity. *Eur Arch Otorhinolaryngol*. 2019;276(3):871-878.
119. Sanchez T, Castro-Rodriguez JA, Brockmann PE. Sleep-disordered breathing in children with asthma: a systematic review on the impact of treatment. *J Asthma Allergy*. 2016;9:83-91.
120. Guo Y, Pan Z, Gao F, et al. Characteristics and risk factors of children with sleep-disordered breathing in Wuxi, China. *BMC Pediatr*. 2020;20(1):310.
121. Gunnlaugsson S, Greco KF, Petty CR, et al. Sex differences in the relationship of sleep-disordered breathing and asthma control among children with severe asthma. *J Asthma*. 2021;59:1-9.
122. Perikleous E, Steiropoulos P, Nena E, et al. Association of Asthma and Allergic Rhinitis with Sleep-Disordered Breathing in childhood. *Front Pediatr*. 2018;6:250.
123. Dooley AA, Jackson JH, Gatti ML, et al. Pediatric sleep questionnaire predicts more severe sleep apnea in children with uncontrolled asthma. *J Asthma*. 2020;58:1-8.
124. Rogers VE, Bollinger ME, Tulapurkar ME, et al. Inflammation and asthma control in children with comorbid obstructive sleep apnea. *Pediatr Pulmonol*. 2018;53(9):1200-1207.
125. Kilaikode S, Weiss M, Megalaa R, Perez G, Nino G. Asthma is associated with increased probability of needing CPAP in children with severe obstructive sleep apnea. *Pediatr Pulmonol*. 2019;54(3):342-347.
126. Tamanyan K, Walter LM, Davey MJ, Nixon GM, Horne RS, Biggs SN. Risk factors for obstructive sleep apnoea in Australian children. *J Paediatr Child Health*. 2016;52(5):512-517.
127. Narayanan A, Yogesh A, Mitchell RB, Johnson RF. Asthma and obesity as predictors of severe obstructive sleep apnea in an adolescent pediatric population. *Laryngoscope*. 2020;130(3):812-817.
128. Andersen IG, Holm JC, Homoe P. Obstructive sleep apnea in children and adolescents with and without obesity. *Eur Arch Otorhinolaryngol*. 2019;276(3):871-878.
129. Rabin RL, Levinson AI. The nexus between atopic disease and autoimmunity: a review of the epidemiological and mechanistic literature. *Clin Exp Immunol*. 2008;153(1):19-30.
130. Sgrazutti L, Sansone F, Attanasi M, Di Pillo S, Chiarelli F. Coaggregation of asthma and type 1 diabetes in children: a narrative review. *Int J Mol Sci*. 2021;22(11):5757.
131. Cardwell CR, Shields MD, Carson DJ, Patterson CC. A meta-analysis of the association between childhood type 1 diabetes and atopic disease. *Diabetes Care*. 2003;26(9):2568-2574.
132. Metsala J, Lundqvist A, Virta LJ, et al. The association between asthma and type 1 diabetes: a paediatric case-cohort study in Finland, years 1981-2009. *Int J Epidemiol*. 2018;47(2):409-416.
133. Smew AI, Lundholm C, Savendahl L, Lichtenstein P, Almqvist C. Familial coaggregation of asthma and type 1 diabetes in children. *JAMA Netw Open*. 2020;3(3):e200834.
134. Ahmadizar F, Sovereign PC, Arets HGM, de Boer A, Maitland-van der zee AH. Asthma related medication use and exacerbations in children and adolescents with type 1 diabetes. *Pediatr Pulmonol*. 2016;51(11):1113-1121.
135. Metsala J, Lundqvist A, Virta LJ, et al. Use of Antiasthmatic drugs and the risk of type 1 diabetes in children: a Nationwide case-cohort study. *Am J Epidemiol*. 2020;189(8):779-787.
136. Kuenzig ME, Barnabe C, Seow CH, et al. Asthma is associated with subsequent development of inflammatory bowel disease: a population-based case-control study. *Clin Gastroenterol Hepatol*. 2017;15(9):1405-1412.e1403.
137. Kuenzig ME, Bishay K, Leigh R, Kaplan GG, Benchimol EI. Co-occurrence of asthma and the inflammatory bowel diseases: a

- systematic review and meta-analysis. *Clin Transl Gastroenterol*. 2018;9(9):188.
138. Patel B, Wi C-I, Hasassri ME, et al. Heterogeneity of asthma and the risk of celiac disease in children. *Allergy Asthma Proc*. 2018;39(1):51-58.
139. Lin C-H, Lin C-L, Shen T-C, Wei C-C. Epidemiology and risk of juvenile idiopathic arthritis among children with allergic diseases: a nationwide population-based study. *Pediatr Rheumatol*. 2016;14(1):15.
140. Kim SY, Min C, Oh DJ, Choi HG. Increased risk of psoriasis in children and elderly patients with asthma: a longitudinal follow-up study using a national sample cohort. *Int Forum Allergy Rhinol*. 2019;9(11):1304-1310.
141. Bourne T, Waltz M, Casper TC, et al. Evaluating the association of allergies with multiple sclerosis susceptibility risk and disease activity in a pediatric population. *J Neurol Sci*. 2017;375:371-375.
142. Monteiro L, Souza-Machado A, Menezes C, Melo A. Association between allergies and multiple sclerosis: a systematic review and meta-analysis. *Acta Neurol Scand*. 2011;123(1):1-7.
143. Hernandez-Pacheco N, Kere M, Melen E. Gene-environment interactions in childhood asthma revisited; expanding the interaction concept. *Pediatr Allergy Immunol*. 2022;33(5):e13780.
144. Bonnert M, Särholm J, Andersson E, et al. Targeting excessive avoidance behavior to reduce anxiety related to asthma: a feasibility study of an exposure-based treatment delivered online. *Internet Interv*. 2021;25:100415.
145. Bonnert M, Andersson E, Serlachius E, Manninen I-K, Bergström S-E, Almqvist C. Exposure-based cognitive behavior therapy for anxiety related to asthma: a feasibility study with multivariate baseline design. *Scand J Psychol*. 2020;61(6):827-834.

#### SUPPORTING INFORMATION

Additional supporting information can be found online in the Supporting Information section at the end of this article.

**How to cite this article:** Brew BK, Osvald EC, Gong T, et al. Paediatric asthma and non-allergic comorbidities: A review of current risk and proposed mechanisms. *Clin Exp Allergy*. 2022;52:1035-1047. doi: [10.1111/cea.14207](https://doi.org/10.1111/cea.14207)