

Crystal structure of $\{(E)\text{-}2\text{-}[(3,4\text{-dimethoxyphenyl-imino)methyl]phenolato-\kappa^2N,O^1}\}\text{bis}[2\text{-}(\text{pyridin-}2\text{-yl)phenyl-\kappa^2C^1,N}]\text{iridium(III) dichloromethane disolvate}$

Nirmal K. Shee,^a Chang Seop Hong,^b Woo Ram Lee^c and Hee-Joon Kim^{a*}

Received 8 June 2018

Accepted 11 July 2018

Edited by M. Weil, Vienna University of
Technology, Austria

Keywords: crystal structure; cyclometalated iridium(III) complex; Schiff base ligand; $\text{C}_2\text{N}_3\text{O}$ coordination set.

CCDC reference: 1846724

Supporting information: this article has supporting information at journals.iucr.org/e

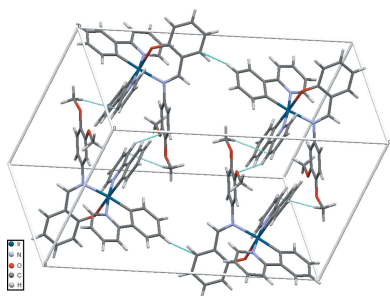
^aDepartment of Applied Chemistry, Kumoh National Institute of Technology, Gumi, 39177, Republic of Korea, ^bDepartment of Chemistry, Korea University, Seoul 02841, Republic of Korea, and ^cDepartment of Chemistry, Sejong University, Seoul 05006, Republic of Korea. *Correspondence e-mail: hjk@kumoh.ac.kr

The asymmetric unit of the solvated title complex, $[\text{Ir}(\text{C}_{11}\text{H}_8\text{N})_2(\text{C}_{15}\text{H}_{14}\text{NO}_3)]\cdot 2\text{CH}_2\text{Cl}_2$, consists of two complex molecules together with four dichloromethane solvent molecules, one of which is disordered. In each complex molecule, the Ir^{III} ion has a distorted octahedral coordination environment defined by two 2-phenylpyridine ligands, through two phenyl C and two pyridine N atoms, and by one *N,O*-bidentate 2-[(2,4-dimethoxyphenyl-imino)methyl]phenolate anion. The Ir^{III} ions lie almost in the equatorial planes with deviations of 0.0396 (17) and 0.0237 (17) Å, respectively, for the two complex molecules. In both complex molecules, the two 2-phenylpyridine ligands are nearly perpendicular to each other [dihedral angles between the least-squares-planes of 89.91 (11) and 85.13 (11)°]. In the crystal, intermolecular $\text{C}\cdots\text{H}\cdots\text{O}$ interactions as well as intermolecular $\text{C}\cdots\text{H}\cdots\pi$ interactions are present, leading to a three-dimensional network structure. One of the four dichloromethane solvent molecules shows disorder over two sets of sites [occupancy ratio 0.79 (2):0.21 (2)].

1. Chemical context

Heteroleptic iridium(III) complexes bearing a coordinating phenylpyridine ligand are of great interest because of their potential applications in the field of organic light-emitting diodes (OLEDs), as phosphorescence sensors and in photocatalysis (Evans *et al.*, 2006; Maity *et al.*, 2015; Alam *et al.*, 2017). In particular, cyclometalated Ir^{III} complexes with imine-based ancillary ligands exhibit strong aggregation-induced phosphorescent emission (AIPE) in the solid state (Howarth *et al.*, 2014; You *et al.*, 2008). The photophysical properties of these complexes are governed mainly by the coordination environment around the metal ions and the ligand architecture. Hence a small change in the ligand moiety can alter the ground as well as excited states of the metal complexes, making it important to analyze in detail the coordination environment of iridium complexes to understand the origin of phosphorescence in the solid state (Pal & Singh, 2013; Goo *et al.*, 2016).

Here we report the crystal structure of the title compound, $[\text{Ir}(\text{C}_{11}\text{H}_8\text{N})_2(\text{C}_{15}\text{H}_{14}\text{NO}_3)]\cdot 2\text{CH}_2\text{Cl}_2$, a heteroleptic Ir^{III} complex containing a derivative of a salicylimine ligand.



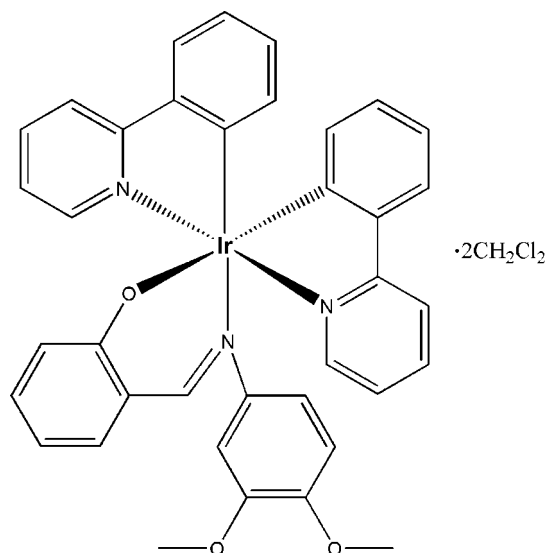


Table 1
Selected bond lengths (Å) and angles (°) for the title complex.

Molecule 1 (Ir1)		Molecule 2 (Ir2)	
Ir1—N1	2.028 (3)	Ir2—C38	2.000 (4)
Ir1—C11	1.998 (4)	Ir2—N4	2.030 (3)
Ir1—C12	1.996 (4)	Ir2—C49	2.010 (4)
Ir1—N2	2.036 (3)	Ir2—N5	2.037 (3)
Ir1—O1	2.147 (2)	Ir2—O4	2.151 (2)
Ir1—N3	2.149 (3)	Ir2—N6	2.146 (3)
C11—Ir1—N1	80.64 (14)	N4—Ir2—C38	80.63 (14)
C12—Ir1—N1	94.36 (14)	C49—Ir2—C38	86.71 (14)
C12—Ir1—C11	89.53 (14)	C49—Ir2—N4	96.13 (14)
N2—Ir1—N1	174.57 (12)	N5—Ir2—C38	97.04 (14)
N2—Ir1—C11	97.33 (13)	N5—Ir2—N4	176.06 (12)
N2—Ir1—C12	80.55 (14)	N5—Ir2—C49	80.52 (14)
O1—Ir1—N1	94.86 (11)	O4—Ir2—C38	174.17 (13)
O1—Ir1—C11	175.03 (13)	O4—Ir2—N4	95.39 (11)
O1—Ir1—C12	88.70 (12)	O4—Ir2—C49	89.50 (12)
O1—Ir1—N2	86.97 (10)	O4—Ir2—N5	86.69 (11)
N3—Ir1—N1	86.66 (11)	N6—Ir2—C38	97.25 (13)
N3—Ir1—C11	96.53 (13)	N6—Ir2—N4	86.08 (12)
N3—Ir1—C12	173.93 (12)	N6—Ir2—C49	175.75 (12)
N3—Ir1—N2	98.60 (12)	N6—Ir2—N5	97.40 (12)
N3—Ir1—O1	85.25 (10)	N6—Ir2—O4	86.67 (10)

2. Structural commentary

The asymmetric unit of the title complex consists of two iridium complexes together with four dichloromethane solvent molecules. One of the solvent molecules is disordered over two sets of sites. Each complex molecular unit (Fig. 1) consists of one Ir^{III} ion, two *C,N*-chelating 2-phenylpyridine ligands, and one *N,O*-chelating 2-((2,4-dimethoxyphenyl-imino)methyl)phenolate anion. Each Ir^{III} ion adopts a distorted octahedral coordination environment defined by two phenyl C, two pyridine N, and one imine and one phenolic O

atoms. Selected bond lengths and angles are given in Table 1 for both complex molecules.

In complex molecule 1 (Ir1), the equatorial plane is defined by atoms O1/N3/C11/C12, the mean deviation from the least-squares plane being 0.044 Å. The Ir^{III} ion is displaced by 0.0396 (17) Å from the equatorial plane towards the axial N1 atom. The two 2-phenylpyridine ligands are nearly planar, with dihedral angles between the aromatic rings of 1.42 (13)° (between rings C6—C11 and N1—C5) and 0.60 (13)° (between rings C12—C17 and N2—C22). The 2-phenylpyridine ligands are

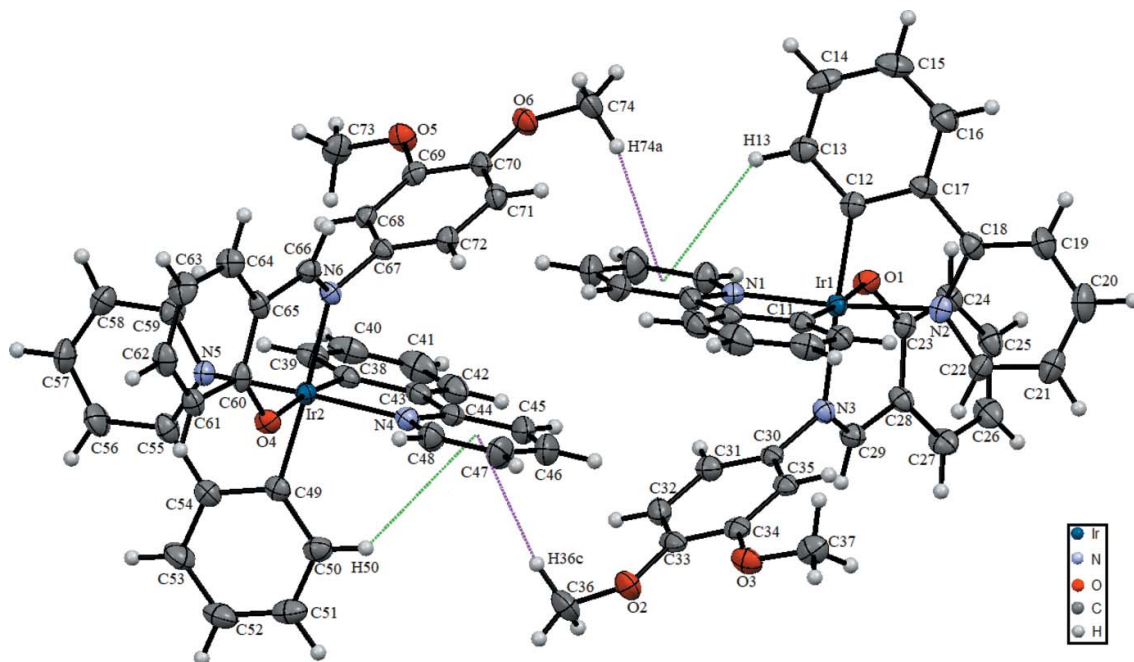


Figure 1
View of the asymmetric unit of the title compound with the atom-numbering scheme. Displacement ellipsoids are drawn at the 50% probability level. Purple and green dashed lines represent intra- and intermolecular C—H... π interactions, respectively. Solvent molecules are omitted for clarity.

perpendicular to each other, with a dihedral angle between the least-squares planes of $89.91 (11)^\circ$. The coordinating C atoms (C11, C12) are *trans* to the phenolic O1 atom and the imine N3 atom of the anionic ligand, and the two pyridine N atoms (N1 and N2) are also *trans* to each other.

In complex molecule 2 (Ir2), a similar bonding situation is observed, with the phenyl C atoms C38 and C49 *trans* to the O4 and N6 atoms of the 2-[(2,4-dimethoxyphenylimino)methyl]phenolate anion. The equatorial plane is formed by atoms O4/C49/C38/N6. The mean deviation from the least-squares plane is 0.055 \AA and the Ir2^{III} ion is displaced by $0.0237 (17) \text{ \AA}$ from the equatorial plane towards the axial N4 atom. The deviation from a perpendicular arrangement of the two 2-phenylpyridine ligands is slightly higher than in complex 1 [the dihedral angle between the least-squares planes is $85.13 (11)^\circ$], likewise the deviation from planarity with dihedral angles of $1.69 (13)^\circ$ (between rings C49–C54 and N5–C59) and $3.36 (13)^\circ$ (between rings C38–C43 and N4–C48), respectively.

The configurations in both complexes are stabilised by intramolecular C–H···O interactions between the phenolic O1 and O4 atoms as acceptors and the phenyl C1–H1 and C48–H48 groups as donors (Fig. 1, Table 2), as well as by intramolecular C–H··· π interactions between H13 with Cg1 and H50 with Cg2 (Cg1 and Cg2 are the centroids of the N1/C1–C5 and N4/C44–C48 rings, respectively).

The Ir–C, Ir–N, and Ir–O bond lengths, as shown in Table 1, are consistent with values reported in the literature, e.g. for {(E)-2-[(2,6-diisopropylphenylimino)methyl]phenolato- κ^2N,O }bis(2-phenylpyridine- κ^2C,N)iridium(III) (Howarth *et al.*, 2014), {(E)-2-[(phenylimino)methyl]phenolato- κ^2N,O }bis[2-(2,4-difluorophenyl)pyridine- κ^2C,N]iridium(III) (You *et al.*, 2008) or {(E)-2-[(phenylimino)methyl]phenolato-

Table 2
Hydrogen-bond geometry (\AA , $^\circ$).

Cg1 and Cg2 are the centroids of the N1/C1–C5 and N4/C44–C48 rings, respectively.

$D-H\cdots A$	$D-H$	$H\cdots A$	$D\cdots A$	$D-H\cdots A$
C1–H1···O1	0.95	2.51	3.112 (5)	121
C13–H13···Cg1	0.95	3.06	3.83 (4)	139
C74–H74a···Cg1	0.98	3.40	4.12 (5)	132
C48–H48···O4	0.95	2.56	3.155 (5)	121
C36–H36c···Cg2	0.98	3.47	4.18 (5)	131
C50–H50···Cg2	0.95	3.22	3.98 (4)	138
C29–H29···O2 ⁱ	0.95	2.60	3.152 (5)	118
C29–H29···O3 ⁱ	0.95	2.52	3.463 (5)	172
C58–H58···O6 ⁱⁱ	0.95	2.39	3.330 (5)	170
C75–H75a···O4 ⁱⁱⁱ	0.99	2.35	3.310 (7)	165
C77–H77a···O1 ^{iv}	0.99	2.19	3.172 (7)	172

Symmetry codes: (i) $-x+1, -y+1, -z$; (ii) $-x+1, -y+2, -z+1$; (iii) $x+1, y, z$; (iv) $x-1, y, z$.

κ^2N,O]bis[2-(pyridin-2-yl)phenyl- κ^2C,N]iridium(III) (Goo *et al.*, 2016).

3. Supramolecular features

In the crystal, the molecules are linked by non-classical C–H···O hydrogen-bonds as well as C–H··· π interactions (Figs. 1 and 2, Table 2). Intermolecular C–H···O interactions are present between aromatic and methyl donor groups (also involving solvent molecules) and phenolic and methoxy O atoms. Additional C–H··· π interactions (Table 2) are present between H74a with Cg1 and H36c with Cg2. The crystal packing lacks any π – π interactions (negligible above 3.8 \AA), although the title compound is very similar to a previously

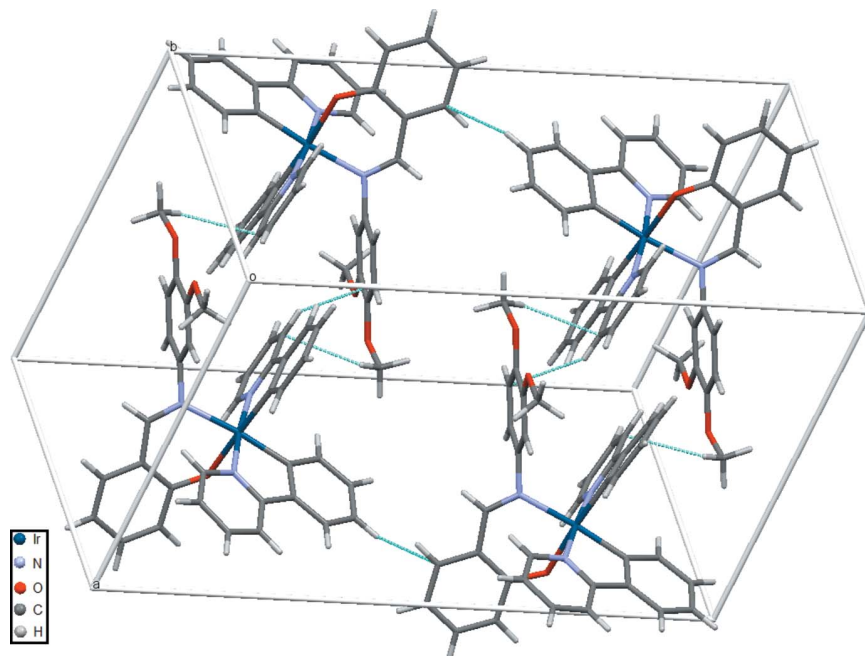


Figure 2

Packing plot of the molecular components in the title compound. Cyan lines represent intermolecular short contact. Solvent molecules are omitted for clarity.

reported compound (Goo *et al.*, 2016) where this packing feature is present.

4. Synthesis and crystallization

The title compound was prepared according to a reported procedure (Goo *et al.*, 2016), using 2-[(2,4-dimethoxyphenylimino)methyl]phenol instead of 2-[(phenylimino)methyl]phenol. Single crystals suitable for X-ray diffraction were obtained by direct diffusion of *n*-hexane (5 mL) into a dichloromethane (5 mL) solution of the title compound (6 mg; 8.0×10^{-3} mmol) at room temperature.

5. Refinement

Crystal data, data collection and structure refinement details are summarized in Table 3. All H atoms were positioned geometrically and refined using a riding-model approximation: C–H = 0.95 Å for C_{sp^2} –H and 0.99 Å for methylene C–H with $U_{iso}(H) = 1.2U_{eq}(C)$; C–H = 0.98 Å with $U_{iso}(H) = 1.5U_{eq}(C)$ for methyl H atoms. One of the four dichloromethane solvent molecules shows disorder over two sets of sites [occupancy ratio 0.79 (2):0.21 (2)].

Funding information

This work was supported by Kumoh National Institute of Technology.

References

Alam, P., Dash, S., Climent, C., Kaur, G., Choudhury, A. R., Casanova, D., Alemany, P., Chowdhury, R. & Laskar, I. R. (2017). *RSC Adv.* **7**, 5642–5648.
 Bourhis, L. J., Dolomanov, O. V., Gildea, R. J., Howard, J. A. K. & Puschmann, H. (2015). *Acta Cryst.* **A71**, 59–75.
 Brandenburg, K. (2010). *DIAMOND*. Crystal Impact GbR, Bonn, Germany.
 Bruker (2013). *APEX2* and *SAINT*. Bruker AXS Inc., Madison, Wisconsin, USA.
 Dolomanov, O. V., Bourhis, L. J., Gildea, R. J., Howard, J. A. K. & Puschmann, H. (2009). *J. Appl. Cryst.* **42**, 339–341.
 Evans, R. C., Douglas, P. & Winscom, C. J. (2006). *Coord. Chem. Rev.* **250**, 2093–2126.

Table 3
Experimental details.

Crystal data	
Chemical formula	2[$Ir(C_{11}H_8N)_2(C_{15}H_{14}NO_3)] \cdot 4CH_2Cl_2$
M_r	1853.49
Crystal system, space group	Triclinic, $P\bar{1}$
Temperature (K)	130
a, b, c (Å)	12.4000 (5), 14.5371 (6), 21.3502 (8)
α, β, γ (°)	90.112 (1), 106.092 (1), 92.697 (1)
V (Å ³)	3693.2 (3)
Z	2
Radiation type	Mo $K\alpha$
μ (mm ⁻¹)	3.95
Crystal size (mm)	0.25 × 0.14 × 0.05
Data collection	
Diffractometer	Bruker APEXII CCD area detector
Absorption correction	Multi-scan (<i>SADABS</i> ; Krause <i>et al.</i> , 2015)
T_{min}, T_{max}	0.439, 0.827
No. of measured, independent and observed [$I \geq 2\sigma(I)$] reflections	51940, 17551, 13646
R_{int}	0.038
$(\sin \theta/\lambda)_{max}$ (Å ⁻¹)	0.668
Refinement	
$R[F^2 > 2\sigma(F^2)], wR(F^2), S$	0.032, 0.066, 1.03
No. of reflections	17551
No. of parameters	921
No. of restraints	14
H-atom treatment	All H-atom parameters refined
$\Delta\rho_{max}, \Delta\rho_{min}$ (e Å ⁻³)	1.25, -1.23

Computer programs: *APEX2* and *SAINT* (Bruker, 2013), *olex2.solve* and *olex2.refine* (Bourhis *et al.*, 2015), *OLEX2* (Dolomanov *et al.*, 2009) and *DIAMOND* (Brandenburg, 2010).

Goo, M.-S., Park, K.-M. & Kim, H.-J. (2016). *Acta Cryst.* **E72**, 838–840.
 Howarth, A. J., Patia, R., Davies, D. L., Lelj, F., Wolf, M. O. & Singh, K. (2014). *Eur. J. Inorg. Chem.* pp. 3657–3664.
 Krause, L., Herbst-Irmer, R., Sheldrick, G. M. & Stalke, D. (2015). *J. Appl. Cryst.* **48**, 3–10.
 Maity, A., Sarkar, R. & Rajak, K. K. (2015). *RSC Adv.* **5**, 78852–78863.
 Pal, S. & Singh, B. C. (2013). *Acta Cryst.* **E69**, m159.
 You, Y., Huh, H. S., Kim, K. S., Lee, S. W., Kim, D. & Park, S. Y. (2008). *Chem. Commun.* pp. 3998–4000.

supporting information

Acta Cryst. (2018). E74, 1107-1110 [https://doi.org/10.1107/S2056989018009970]

Crystal structure of $\{(E)-2-[(3,4\text{-dimethoxyphenylimino)methyl]phenolato-}\kappa^2N,O^1\}$ bis[2-(pyridin-2-yl)phenyl- κ^2C^1,N]iridium(III) dichloromethane disolvate

Nirmal K. Shee, Chang Seop Hong, Woo Ram Lee and Hee-Joon Kim

Computing details

Data collection: *APEX2* (Bruker, 2013); cell refinement: *SAINTE* (Bruker, 2013); data reduction: *SAINTE* (Bruker, 2013); program(s) used to solve structure: *olex2.solve* (Bourhis *et al.*, 2015); program(s) used to refine structure: *olex2.refine* (Bourhis *et al.*, 2015); molecular graphics: *OLEX2* (Dolomanov *et al.*, 2009) and *DIAMOND* (Brandenburg, 2010); software used to prepare material for publication: *OLEX2* (Dolomanov *et al.*, 2009).

$\{(E)-2-[(3,4\text{-Dimethoxyphenylimino)methyl]phenolato-}\kappa^2N,O^1\}$ bis[2-(pyridin-2-yl)phenyl- κ^2C^1,N]iridium(III) dichloromethane disolvate

Crystal data

$2[\text{Ir}(\text{C}_{11}\text{H}_8\text{N})_2(\text{C}_{15}\text{H}_{14}\text{NO}_3)] \cdot 4\text{CH}_2\text{Cl}_2$
 $M_r = 1853.49$
 Triclinic, $P\bar{1}$
 $a = 12.4000$ (5) Å
 $b = 14.5371$ (6) Å
 $c = 21.3502$ (8) Å
 $\alpha = 90.112$ (1)°
 $\beta = 106.092$ (1)°
 $\gamma = 92.697$ (1)°
 $V = 3693.2$ (3) Å³

$Z = 2$
 $F(000) = 1829.2575$
 $D_x = 1.667$ Mg m⁻³
 Mo $K\alpha$ radiation, $\lambda = 0.71073$ Å
 Cell parameters from 9867 reflections
 $\theta = 2.2\text{--}28.4^\circ$
 $\mu = 3.95$ mm⁻¹
 $T = 130$ K
 Plate, orange
 $0.25 \times 0.14 \times 0.05$ mm

Data collection

Bruker APEXII CCD area detector diffractometer
 ω scans
 Absorption correction: multi-scan (*SADABS*; Krause *et al.*, 2015)
 $T_{\min} = 0.439$, $T_{\max} = 0.827$
 51940 measured reflections

17551 independent reflections
 13646 reflections with $I \geq 2\sigma(I)$
 $R_{\text{int}} = 0.038$
 $\theta_{\max} = 28.3^\circ$, $\theta_{\min} = 1.0^\circ$
 $h = -16 \rightarrow 16$
 $k = -17 \rightarrow 19$
 $l = -27 \rightarrow 26$

Refinement

Refinement on F^2
 Least-squares matrix: full
 $R[F^2 > 2\sigma(F^2)] = 0.032$
 $wR(F^2) = 0.066$
 $S = 1.03$
 17551 reflections
 921 parameters
 14 restraints

122 constraints
 All H-atom parameters refined
 $w = 1/[\sigma^2(F_o^2) + (0.0222P)^2 + 3.8204P]$
 where $P = (F_o^2 + 2F_c^2)/3$
 $(\Delta/\sigma)_{\max} = 0.042$
 $\Delta\rho_{\max} = 1.25$ e Å⁻³
 $\Delta\rho_{\min} = -1.23$ e Å⁻³

Fractional atomic coordinates and isotropic or equivalent isotropic displacement parameters (\AA^2)

	<i>x</i>	<i>y</i>	<i>z</i>	$U_{\text{iso}}^*/U_{\text{eq}}$	Occ. (<1)
Ir1	0.787612 (11)	0.424026 (9)	0.236018 (7)	0.01822 (4)	
N1	0.7554 (2)	0.5519 (2)	0.26199 (14)	0.0212 (7)	
C1	0.8299 (3)	0.6244 (3)	0.2692 (2)	0.0305 (9)	
H1	0.8991 (3)	0.6170 (3)	0.2593 (2)	0.0366 (11)*	
C2	0.8080 (4)	0.7088 (3)	0.2907 (2)	0.0422 (11)	
H2	0.8618 (4)	0.7590 (3)	0.2964 (2)	0.0507 (14)*	
C3	0.7060 (4)	0.7195 (3)	0.3040 (2)	0.0391 (11)	
H3	0.6892 (4)	0.7773 (3)	0.3188 (2)	0.0469 (13)*	
C4	0.6294 (4)	0.6463 (3)	0.2956 (2)	0.0347 (10)	
H4	0.5589 (4)	0.6534 (3)	0.3041 (2)	0.0416 (12)*	
C5	0.6551 (3)	0.5614 (3)	0.27463 (19)	0.0255 (8)	
C6	0.5848 (3)	0.4760 (3)	0.26520 (18)	0.0237 (8)	
C7	0.4773 (3)	0.4692 (3)	0.2740 (2)	0.0329 (10)	
H7	0.4459 (3)	0.5219 (3)	0.2870 (2)	0.0395 (12)*	
C8	0.4164 (3)	0.3854 (3)	0.2636 (2)	0.0368 (11)	
H8	0.3436 (3)	0.3803 (3)	0.2702 (2)	0.0441 (13)*	
C9	0.4616 (3)	0.3096 (3)	0.24380 (19)	0.0319 (10)	
H9	0.4193 (3)	0.2524 (3)	0.23635 (19)	0.0383 (12)*	
C10	0.5682 (3)	0.3158 (3)	0.23460 (18)	0.0250 (8)	
H10	0.5980 (3)	0.2626 (3)	0.22123 (18)	0.0300 (10)*	
C11	0.6326 (3)	0.3987 (3)	0.24456 (17)	0.0218 (8)	
C12	0.8508 (3)	0.3837 (3)	0.32767 (18)	0.0231 (8)	
C13	0.8650 (3)	0.4342 (3)	0.38602 (19)	0.0285 (9)	
H13	0.8377 (3)	0.4944 (3)	0.38418 (19)	0.0342 (11)*	
C14	0.9177 (3)	0.3981 (3)	0.4458 (2)	0.0347 (10)	
H14	0.9262 (3)	0.4339 (3)	0.4843 (2)	0.0417 (12)*	
C15	0.9584 (4)	0.3104 (3)	0.4506 (2)	0.0381 (11)	
H15	0.9953 (4)	0.2865 (3)	0.4920 (2)	0.0457 (13)*	
C16	0.9449 (4)	0.2579 (3)	0.3945 (2)	0.0361 (10)	
H16	0.9718 (4)	0.1976 (3)	0.3974 (2)	0.0433 (12)*	
C17	0.8913 (3)	0.2940 (3)	0.33371 (19)	0.0254 (8)	
C18	0.8737 (3)	0.2435 (3)	0.2723 (2)	0.0263 (9)	
C19	0.9052 (4)	0.1548 (3)	0.2643 (2)	0.0379 (11)	
H19	0.9423 (4)	0.1211 (3)	0.3015 (2)	0.0455 (13)*	
C20	0.8837 (4)	0.1150 (3)	0.2035 (2)	0.0418 (11)	
H20	0.9068 (4)	0.0547 (3)	0.1984 (2)	0.0502 (14)*	
C21	0.8282 (4)	0.1638 (3)	0.1498 (2)	0.0353 (10)	
H21	0.8113 (4)	0.1373 (3)	0.1072 (2)	0.0424 (12)*	
C22	0.7977 (3)	0.2517 (3)	0.15916 (19)	0.0274 (9)	
H22	0.7595 (3)	0.2854 (3)	0.12220 (19)	0.0328 (11)*	
N2	0.8201 (2)	0.2918 (2)	0.21864 (15)	0.0224 (7)	
O1	0.9555 (2)	0.46108 (18)	0.23268 (12)	0.0253 (6)	
C23	0.9886 (3)	0.4459 (2)	0.18083 (18)	0.0213 (8)	
C24	1.1033 (3)	0.4290 (2)	0.18814 (19)	0.0244 (8)	
H24	1.1536 (3)	0.4286 (2)	0.23077 (19)	0.0293 (10)*	

C25	1.1437 (3)	0.4134 (3)	0.1361 (2)	0.0304 (9)
H25	1.2207 (3)	0.4009 (3)	0.1433 (2)	0.0365 (11)*
C26	1.0738 (3)	0.4154 (3)	0.0725 (2)	0.0354 (10)
H26	1.1022 (3)	0.4036 (3)	0.0364 (2)	0.0425 (12)*
C27	0.9633 (3)	0.4349 (3)	0.0631 (2)	0.0312 (9)
H27	0.9156 (3)	0.4380 (3)	0.0199 (2)	0.0375 (11)*
C28	0.9189 (3)	0.4504 (3)	0.11611 (19)	0.0238 (8)
C29	0.8038 (3)	0.4767 (3)	0.10017 (19)	0.0253 (8)
H29	0.7739 (3)	0.5015 (3)	0.05814 (19)	0.0304 (10)*
N3	0.7377 (2)	0.4700 (2)	0.13701 (15)	0.0214 (7)
C30	0.6300 (3)	0.5092 (3)	0.11168 (17)	0.0215 (8)
C31	0.6223 (3)	0.6030 (3)	0.10533 (19)	0.0276 (9)
H31	0.6882 (3)	0.6426 (3)	0.11735 (19)	0.0332 (10)*
C32	0.5164 (3)	0.6400 (3)	0.08095 (19)	0.0302 (9)
H32	0.5106 (3)	0.7047 (3)	0.07703 (19)	0.0362 (11)*
C33	0.4212 (3)	0.5831 (3)	0.06279 (18)	0.0274 (9)
C34	0.4293 (3)	0.4871 (3)	0.06999 (18)	0.0249 (8)
C35	0.5330 (3)	0.4508 (3)	0.09482 (17)	0.0217 (8)
H35	0.5387 (3)	0.3863 (3)	0.10047 (17)	0.0260 (9)*
O2	0.3141 (2)	0.6130 (2)	0.03783 (14)	0.0360 (7)
C36	0.3044 (4)	0.7090 (3)	0.0242 (2)	0.0449 (12)
H36a	0.349 (2)	0.7266 (5)	-0.0057 (12)	0.0673 (18)*
H36b	0.2254 (5)	0.7213 (5)	0.0041 (14)	0.0673 (18)*
H36c	0.332 (2)	0.7448 (3)	0.0649 (3)	0.0673 (18)*
O3	0.3305 (2)	0.43578 (19)	0.05053 (13)	0.0300 (6)
C37	0.3382 (3)	0.3381 (3)	0.0546 (2)	0.0332 (10)
H37a	0.3872 (18)	0.3180 (4)	0.0287 (11)	0.0498 (15)*
H37b	0.370 (2)	0.3211 (3)	0.1002 (3)	0.0498 (15)*
H37c	0.2632 (4)	0.3083 (3)	0.0376 (12)	0.0498 (15)*
Ir2	0.231563 (11)	0.938616 (9)	0.272341 (7)	0.01839 (4)
C38	0.3875 (3)	0.9561 (3)	0.26341 (18)	0.0237 (8)
C39	0.4595 (3)	1.0350 (3)	0.27746 (19)	0.0297 (9)
H39	0.4368 (3)	1.0878 (3)	0.29586 (19)	0.0356 (11)*
C40	0.5638 (3)	1.0374 (3)	0.2649 (2)	0.0381 (11)
H40	0.6121 (3)	1.0912 (3)	0.2761 (2)	0.0457 (13)*
C41	0.5984 (3)	0.9630 (3)	0.2366 (2)	0.0422 (12)
H41	0.6694 (3)	0.9657 (3)	0.2277 (2)	0.0506 (14)*
C42	0.5286 (3)	0.8846 (3)	0.2214 (2)	0.0375 (11)
H42	0.5514 (3)	0.8333 (3)	0.2014 (2)	0.0450 (13)*
C43	0.4243 (3)	0.8800 (3)	0.23504 (19)	0.0270 (9)
C44	0.3462 (3)	0.7992 (3)	0.22164 (18)	0.0276 (9)
C45	0.3637 (4)	0.7133 (3)	0.1975 (2)	0.0367 (10)
H45	0.4327 (4)	0.7031 (3)	0.1881 (2)	0.0441 (12)*
C46	0.2824 (4)	0.6441 (3)	0.1874 (2)	0.0437 (12)
H46	0.2938 (4)	0.5863 (3)	0.1701 (2)	0.0524 (14)*
C47	0.1832 (4)	0.6590 (3)	0.2025 (2)	0.0404 (11)
H47	0.1259 (4)	0.6114 (3)	0.1963 (2)	0.0484 (13)*
C48	0.1688 (3)	0.7437 (3)	0.2267 (2)	0.0323 (10)

H48	0.1007 (3)	0.7538 (3)	0.2373 (2)	0.0388 (11)*
N4	0.2477 (2)	0.8125 (2)	0.23585 (15)	0.0238 (7)
C49	0.1800 (3)	1.0004 (3)	0.18569 (18)	0.0233 (8)
C50	0.1597 (3)	0.9617 (3)	0.12341 (19)	0.0294 (9)
H50	0.1723 (3)	0.8984 (3)	0.11877 (19)	0.0353 (11)*
C51	0.1214 (3)	1.0141 (3)	0.0681 (2)	0.0364 (10)
H51	0.1082 (3)	0.9861 (3)	0.0262 (2)	0.0436 (12)*
C52	0.1024 (4)	1.1062 (3)	0.0730 (2)	0.0401 (11)
H52	0.0756 (4)	1.1412 (3)	0.0349 (2)	0.0481 (13)*
C53	0.1225 (4)	1.1470 (3)	0.1339 (2)	0.0364 (10)
H53	0.1108 (4)	1.2107 (3)	0.1379 (2)	0.0436 (12)*
C54	0.1603 (3)	1.0941 (3)	0.18968 (19)	0.0265 (9)
C55	0.1824 (3)	1.1316 (3)	0.2562 (2)	0.0274 (9)
C56	0.1672 (4)	1.2216 (3)	0.2727 (2)	0.0395 (11)
H56	0.1420 (4)	1.2653 (3)	0.2395 (2)	0.0474 (13)*
C57	0.1888 (4)	1.2474 (3)	0.3373 (2)	0.0389 (11)
H57	0.1789 (4)	1.3090 (3)	0.3489 (2)	0.0467 (13)*
C58	0.2248 (3)	1.1832 (3)	0.3851 (2)	0.0343 (10)
H58	0.2395 (3)	1.1996 (3)	0.4299 (2)	0.0411 (12)*
C59	0.2389 (3)	1.0951 (3)	0.3665 (2)	0.0272 (9)
H59	0.2641 (3)	1.0508 (3)	0.3993 (2)	0.0327 (10)*
N5	0.2183 (2)	1.0690 (2)	0.30361 (15)	0.0217 (7)
O4	0.05898 (19)	0.91397 (17)	0.27204 (12)	0.0236 (6)
C60	0.0248 (3)	0.9107 (2)	0.32446 (19)	0.0224 (8)
C61	-0.0876 (3)	0.9321 (2)	0.3194 (2)	0.0257 (9)
H61	-0.1340 (3)	0.9504 (2)	0.2785 (2)	0.0308 (10)*
C62	-0.1314 (3)	0.9272 (3)	0.3716 (2)	0.0297 (9)
H62	-0.2069 (3)	0.9429 (3)	0.3661 (2)	0.0357 (11)*
C63	-0.0676 (3)	0.8998 (3)	0.4325 (2)	0.0332 (10)
H63	-0.0983 (3)	0.8965 (3)	0.4686 (2)	0.0398 (12)*
C64	0.0417 (3)	0.8775 (3)	0.4387 (2)	0.0283 (9)
H64	0.0857 (3)	0.8571 (3)	0.4796 (2)	0.0340 (11)*
C65	0.0906 (3)	0.8838 (2)	0.38691 (19)	0.0216 (8)
C66	0.2063 (3)	0.8577 (2)	0.40021 (18)	0.0227 (8)
H66	0.2343 (3)	0.8234 (2)	0.43865 (18)	0.0273 (10)*
N6	0.2751 (2)	0.8754 (2)	0.36617 (14)	0.0197 (6)
C67	0.3841 (3)	0.8369 (2)	0.39048 (17)	0.0203 (8)
C68	0.4788 (3)	0.8960 (2)	0.41121 (17)	0.0200 (8)
H68	0.4718 (3)	0.9607 (2)	0.40859 (17)	0.0240 (9)*
C69	0.5831 (3)	0.8604 (2)	0.43559 (18)	0.0211 (8)
C70	0.5937 (3)	0.7647 (3)	0.43798 (18)	0.0231 (8)
C71	0.4995 (3)	0.7068 (3)	0.41701 (18)	0.0243 (8)
H71	0.5065 (3)	0.6420 (3)	0.41879 (18)	0.0291 (10)*
C72	0.3937 (3)	0.7425 (2)	0.39314 (18)	0.0237 (8)
H72	0.3288 (3)	0.7023 (2)	0.37881 (18)	0.0284 (10)*
O5	0.6809 (2)	0.91291 (18)	0.45896 (13)	0.0290 (6)
C73	0.6730 (3)	1.0102 (3)	0.4541 (2)	0.0318 (10)
H73a	0.638 (2)	1.0262 (3)	0.4087 (3)	0.0476 (14)*

H73b	0.6272 (18)	1.0313 (3)	0.4816 (10)	0.0476 (14)*	
H73c	0.7485 (4)	1.0401 (3)	0.4688 (12)	0.0476 (14)*	
O6	0.7018 (2)	0.73717 (18)	0.46183 (13)	0.0286 (6)	
C74	0.7146 (4)	0.6413 (3)	0.4727 (2)	0.0379 (11)	
H74a	0.685 (2)	0.6073 (3)	0.4313 (3)	0.0569 (16)*	
H74b	0.7944 (4)	0.6299 (4)	0.4908 (13)	0.0569 (16)*	
H74c	0.6731 (19)	0.6206 (5)	0.5035 (11)	0.0569 (16)*	
C75	0.8953 (4)	0.8577 (4)	0.1249 (3)	0.0675 (17)	
H75a	0.9343 (4)	0.8666 (4)	0.1718 (3)	0.10 (2)*	
H75b	0.9312 (4)	0.9013 (4)	0.1002 (3)	0.15 (4)*	
Cl1	0.91048 (13)	0.74443 (12)	0.10109 (8)	0.0808 (5)	
Cl2	0.75576 (15)	0.88210 (15)	0.11117 (12)	0.1191 (8)	
C76	0.4050 (4)	0.0541 (3)	0.0954 (3)	0.0478 (12)	
H76a	0.4118 (4)	0.0338 (3)	0.1406 (3)	0.078 (19)*	
H76b	0.3336 (4)	0.0856 (3)	0.0799 (3)	0.11 (2)*	
Cl3	0.51784 (13)	0.13247 (10)	0.09582 (8)	0.0679 (4)	
Cl4	0.40064 (15)	-0.04258 (11)	0.04579 (8)	0.0792 (5)	
C77	0.1228 (3)	0.5166 (3)	0.3705 (2)	0.0361 (10)	
H77a	0.0712 (3)	0.4932 (3)	0.3288 (2)	0.039 (12)*	
H77b	0.1072 (3)	0.4795 (3)	0.4061 (2)	0.057 (15)*	
Cl5	0.26333 (9)	0.50318 (7)	0.36926 (6)	0.0393 (3)	
Cl6	0.09709 (9)	0.63296 (8)	0.38213 (6)	0.0427 (3)	
C78	0.6216 (4)	0.3251 (3)	0.4127 (2)	0.0524 (13)	
H78a	0.5855 (4)	0.3514 (3)	0.3697 (2)	0.0629 (16)*	0.21 (2)
H78b	0.6987 (4)	0.3098 (3)	0.4129 (2)	0.0629 (16)*	0.21 (2)
H78c	0.6104 (4)	0.3378 (3)	0.3658 (2)	0.0629 (16)*	0.79 (2)
H78d	0.7029 (4)	0.3183 (3)	0.4330 (2)	0.0629 (16)*	0.79 (2)
Cl8A	0.6309 (11)	0.4091 (9)	0.4729 (6)	0.047 (4)	0.21 (2)
Cl8B	0.5743 (11)	0.41843 (18)	0.4508 (4)	0.108 (3)	0.79 (2)
Cl7	0.54746 (15)	0.22451 (9)	0.42112 (7)	0.0723 (5)	

Atomic displacement parameters (Å²)

	U^{11}	U^{22}	U^{33}	U^{12}	U^{13}	U^{23}
Ir1	0.01840 (7)	0.01837 (8)	0.01894 (8)	0.00189 (5)	0.00675 (6)	0.00085 (6)
N1	0.0242 (15)	0.0217 (16)	0.0175 (16)	0.0041 (13)	0.0048 (13)	0.0007 (13)
C1	0.031 (2)	0.024 (2)	0.037 (3)	-0.0007 (17)	0.0106 (19)	-0.0019 (18)
C2	0.047 (3)	0.022 (2)	0.056 (3)	0.0007 (19)	0.011 (2)	-0.003 (2)
C3	0.052 (3)	0.026 (2)	0.039 (3)	0.013 (2)	0.010 (2)	-0.0028 (19)
C4	0.039 (2)	0.040 (3)	0.026 (2)	0.017 (2)	0.0085 (19)	-0.0025 (19)
C5	0.0276 (19)	0.028 (2)	0.023 (2)	0.0105 (16)	0.0093 (16)	0.0057 (16)
C6	0.0206 (18)	0.034 (2)	0.018 (2)	0.0039 (16)	0.0070 (15)	0.0046 (16)
C7	0.027 (2)	0.042 (3)	0.032 (2)	0.0144 (18)	0.0112 (18)	0.010 (2)
C8	0.0196 (19)	0.056 (3)	0.039 (3)	0.0042 (19)	0.0143 (18)	0.010 (2)
C9	0.026 (2)	0.038 (2)	0.030 (2)	-0.0064 (18)	0.0056 (18)	0.0085 (19)
C10	0.0251 (19)	0.028 (2)	0.024 (2)	0.0018 (16)	0.0099 (16)	0.0035 (16)
C11	0.0222 (18)	0.028 (2)	0.0167 (19)	0.0025 (15)	0.0066 (15)	0.0035 (15)
C12	0.0204 (18)	0.027 (2)	0.024 (2)	0.0006 (15)	0.0095 (16)	0.0011 (16)

C13	0.028 (2)	0.031 (2)	0.027 (2)	0.0009 (17)	0.0088 (17)	0.0009 (17)
C14	0.041 (2)	0.041 (3)	0.020 (2)	-0.012 (2)	0.0086 (19)	-0.0018 (19)
C15	0.038 (2)	0.044 (3)	0.027 (2)	-0.004 (2)	0.0024 (19)	0.013 (2)
C16	0.044 (2)	0.029 (2)	0.034 (3)	0.0051 (19)	0.007 (2)	0.0089 (19)
C17	0.0257 (19)	0.025 (2)	0.023 (2)	0.0010 (16)	0.0035 (16)	0.0060 (16)
C18	0.0258 (19)	0.0197 (19)	0.032 (2)	0.0008 (15)	0.0060 (17)	0.0038 (17)
C19	0.049 (3)	0.022 (2)	0.041 (3)	0.0091 (19)	0.008 (2)	0.0039 (19)
C20	0.049 (3)	0.021 (2)	0.058 (3)	0.003 (2)	0.020 (2)	-0.002 (2)
C21	0.042 (2)	0.029 (2)	0.039 (3)	-0.0005 (19)	0.019 (2)	-0.0092 (19)
C22	0.029 (2)	0.027 (2)	0.027 (2)	0.0011 (16)	0.0088 (17)	-0.0063 (17)
N2	0.0205 (15)	0.0220 (16)	0.0270 (18)	-0.0008 (12)	0.0108 (13)	-0.0013 (14)
O1	0.0189 (13)	0.0331 (15)	0.0237 (15)	-0.0014 (11)	0.0063 (11)	-0.0043 (12)
C23	0.0232 (18)	0.0164 (18)	0.025 (2)	-0.0020 (14)	0.0078 (16)	0.0004 (15)
C24	0.0208 (18)	0.023 (2)	0.029 (2)	-0.0001 (15)	0.0070 (16)	0.0044 (16)
C25	0.028 (2)	0.029 (2)	0.040 (3)	0.0079 (17)	0.0178 (19)	0.0076 (19)
C26	0.035 (2)	0.045 (3)	0.034 (3)	0.0120 (19)	0.020 (2)	0.011 (2)
C27	0.030 (2)	0.041 (2)	0.027 (2)	0.0071 (18)	0.0142 (18)	0.0082 (19)
C28	0.0233 (18)	0.024 (2)	0.026 (2)	0.0034 (15)	0.0092 (16)	0.0066 (16)
C29	0.0262 (19)	0.028 (2)	0.022 (2)	0.0043 (16)	0.0063 (16)	0.0027 (16)
N3	0.0192 (15)	0.0221 (16)	0.0236 (18)	0.0037 (12)	0.0067 (13)	0.0009 (13)
C30	0.0211 (18)	0.030 (2)	0.0153 (19)	0.0077 (15)	0.0062 (15)	0.0006 (15)
C31	0.027 (2)	0.031 (2)	0.024 (2)	0.0018 (17)	0.0063 (17)	0.0008 (17)
C32	0.036 (2)	0.027 (2)	0.029 (2)	0.0101 (18)	0.0110 (18)	0.0021 (17)
C33	0.0233 (19)	0.044 (2)	0.016 (2)	0.0130 (17)	0.0066 (16)	0.0038 (17)
C34	0.0252 (19)	0.035 (2)	0.017 (2)	0.0047 (16)	0.0097 (16)	0.0016 (16)
C35	0.0221 (18)	0.028 (2)	0.0166 (19)	0.0038 (15)	0.0072 (15)	0.0036 (15)
O2	0.0288 (15)	0.0420 (18)	0.0354 (17)	0.0163 (13)	0.0036 (13)	0.0015 (14)
C36	0.041 (3)	0.048 (3)	0.042 (3)	0.025 (2)	0.001 (2)	0.007 (2)
O3	0.0178 (13)	0.0398 (17)	0.0314 (16)	0.0031 (11)	0.0048 (12)	0.0043 (13)
C37	0.027 (2)	0.039 (2)	0.034 (3)	-0.0031 (18)	0.0095 (18)	-0.0030 (19)
Ir2	0.01743 (7)	0.01797 (8)	0.01981 (8)	0.00181 (5)	0.00509 (6)	0.00010 (6)
C38	0.0217 (18)	0.029 (2)	0.020 (2)	0.0039 (15)	0.0057 (15)	0.0069 (16)
C39	0.0246 (19)	0.036 (2)	0.028 (2)	-0.0015 (17)	0.0071 (17)	0.0077 (18)
C40	0.025 (2)	0.049 (3)	0.036 (3)	-0.0076 (19)	0.0025 (19)	0.014 (2)
C41	0.023 (2)	0.065 (3)	0.043 (3)	0.007 (2)	0.015 (2)	0.017 (2)
C42	0.031 (2)	0.053 (3)	0.032 (2)	0.015 (2)	0.0134 (19)	0.009 (2)
C43	0.0234 (19)	0.036 (2)	0.022 (2)	0.0097 (17)	0.0055 (16)	0.0072 (17)
C44	0.029 (2)	0.034 (2)	0.019 (2)	0.0118 (17)	0.0040 (16)	0.0016 (17)
C45	0.043 (3)	0.039 (3)	0.029 (2)	0.020 (2)	0.008 (2)	-0.0014 (19)
C46	0.059 (3)	0.029 (2)	0.039 (3)	0.015 (2)	0.004 (2)	-0.005 (2)
C47	0.045 (3)	0.024 (2)	0.045 (3)	-0.0012 (19)	0.001 (2)	-0.008 (2)
C48	0.032 (2)	0.026 (2)	0.036 (3)	0.0020 (17)	0.0057 (19)	-0.0025 (18)
N4	0.0247 (16)	0.0226 (17)	0.0227 (18)	0.0027 (13)	0.0040 (13)	0.0021 (13)
C49	0.0184 (17)	0.027 (2)	0.025 (2)	0.0013 (15)	0.0067 (16)	0.0019 (16)
C50	0.0239 (19)	0.038 (2)	0.025 (2)	0.0020 (17)	0.0048 (17)	-0.0008 (18)
C51	0.034 (2)	0.051 (3)	0.022 (2)	0.000 (2)	0.0056 (18)	0.001 (2)
C52	0.039 (2)	0.051 (3)	0.027 (3)	0.009 (2)	0.004 (2)	0.013 (2)
C53	0.042 (2)	0.033 (2)	0.033 (3)	0.0073 (19)	0.006 (2)	0.0130 (19)

C54	0.0247 (19)	0.027 (2)	0.028 (2)	0.0035 (16)	0.0063 (17)	0.0041 (17)
C55	0.027 (2)	0.0190 (19)	0.036 (2)	0.0009 (16)	0.0077 (18)	0.0044 (17)
C56	0.051 (3)	0.020 (2)	0.044 (3)	0.0065 (19)	0.008 (2)	0.0079 (19)
C57	0.053 (3)	0.019 (2)	0.044 (3)	0.0058 (19)	0.012 (2)	-0.0057 (19)
C58	0.041 (2)	0.028 (2)	0.032 (3)	0.0017 (18)	0.007 (2)	-0.0066 (18)
C59	0.031 (2)	0.024 (2)	0.028 (2)	-0.0018 (16)	0.0105 (17)	-0.0005 (17)
N5	0.0243 (16)	0.0177 (15)	0.0231 (18)	0.0022 (12)	0.0063 (13)	-0.0008 (13)
O4	0.0152 (12)	0.0297 (14)	0.0251 (15)	0.0003 (10)	0.0045 (11)	-0.0017 (11)
C60	0.0194 (17)	0.0161 (18)	0.034 (2)	-0.0007 (14)	0.0106 (16)	-0.0034 (16)
C61	0.0213 (18)	0.022 (2)	0.033 (2)	0.0044 (15)	0.0059 (17)	0.0019 (17)
C62	0.0186 (18)	0.028 (2)	0.045 (3)	0.0024 (16)	0.0122 (18)	-0.0024 (19)
C63	0.032 (2)	0.037 (2)	0.037 (3)	0.0011 (18)	0.022 (2)	0.003 (2)
C64	0.0243 (19)	0.030 (2)	0.032 (2)	-0.0013 (16)	0.0115 (17)	0.0013 (18)
C65	0.0182 (17)	0.0153 (18)	0.031 (2)	0.0000 (14)	0.0061 (16)	0.0016 (15)
C66	0.0237 (18)	0.0206 (19)	0.022 (2)	-0.0025 (15)	0.0043 (16)	-0.0005 (15)
N6	0.0169 (14)	0.0203 (16)	0.0217 (17)	0.0021 (12)	0.0048 (13)	0.0016 (13)
C67	0.0180 (17)	0.025 (2)	0.019 (2)	0.0055 (14)	0.0063 (15)	0.0042 (15)
C68	0.0221 (18)	0.0197 (18)	0.019 (2)	0.0025 (14)	0.0076 (15)	-0.0015 (15)
C69	0.0181 (17)	0.026 (2)	0.020 (2)	-0.0009 (15)	0.0081 (15)	-0.0013 (15)
C70	0.0212 (18)	0.028 (2)	0.022 (2)	0.0083 (15)	0.0075 (15)	0.0006 (16)
C71	0.0274 (19)	0.0192 (19)	0.027 (2)	0.0042 (15)	0.0086 (17)	0.0020 (16)
C72	0.0223 (18)	0.0226 (19)	0.027 (2)	0.0025 (15)	0.0086 (16)	-0.0013 (16)
O5	0.0200 (13)	0.0282 (15)	0.0367 (17)	-0.0006 (11)	0.0045 (12)	0.0001 (12)
C73	0.0225 (19)	0.032 (2)	0.039 (3)	-0.0049 (17)	0.0066 (18)	-0.0071 (19)
O6	0.0207 (13)	0.0293 (15)	0.0337 (16)	0.0078 (11)	0.0034 (12)	0.0008 (12)
C74	0.036 (2)	0.032 (2)	0.042 (3)	0.0153 (19)	0.003 (2)	0.007 (2)
C75	0.045 (3)	0.084 (4)	0.067 (4)	-0.006 (3)	0.007 (3)	-0.024 (3)
Cl1	0.0607 (9)	0.0871 (11)	0.0785 (11)	0.0087 (8)	-0.0081 (8)	-0.0318 (9)
Cl2	0.0603 (10)	0.1180 (16)	0.161 (2)	0.0132 (10)	-0.0006 (12)	-0.0604 (15)
C76	0.044 (3)	0.052 (3)	0.047 (3)	-0.004 (2)	0.014 (2)	-0.006 (2)
Cl3	0.0760 (10)	0.0577 (9)	0.0758 (10)	-0.0187 (7)	0.0347 (8)	-0.0137 (7)
Cl4	0.0976 (12)	0.0687 (10)	0.0833 (12)	-0.0258 (9)	0.0503 (10)	-0.0310 (9)
C77	0.034 (2)	0.035 (2)	0.039 (3)	-0.0043 (19)	0.010 (2)	-0.001 (2)
Cl5	0.0349 (5)	0.0344 (6)	0.0472 (7)	-0.0012 (4)	0.0095 (5)	-0.0049 (5)
Cl6	0.0409 (6)	0.0405 (6)	0.0466 (7)	0.0017 (5)	0.0120 (5)	-0.0076 (5)
C78	0.051 (3)	0.056 (3)	0.049 (3)	-0.012 (2)	0.014 (3)	0.004 (3)
Cl8A	0.066 (8)	0.046 (4)	0.027 (5)	-0.035 (4)	0.015 (4)	-0.013 (4)
Cl8B	0.239 (7)	0.0434 (13)	0.051 (3)	-0.030 (2)	0.062 (4)	-0.0124 (12)
Cl7	0.1229 (13)	0.0366 (7)	0.0646 (10)	-0.0190 (8)	0.0417 (9)	-0.0050 (6)

Geometric parameters (Å, °)

Ir1—N1	2.028 (3)	Ir2—N6	2.146 (3)
Ir1—C11	1.998 (4)	C38—C39	1.398 (5)
Ir1—C12	1.996 (4)	C38—C43	1.413 (5)
Ir1—N2	2.036 (3)	C39—C40	1.390 (5)
Ir1—O1	2.147 (2)	C40—C41	1.380 (6)
Ir1—N3	2.149 (3)	C41—C42	1.380 (6)

N1—C1	1.347 (5)	C42—C43	1.402 (5)
N1—C5	1.357 (5)	C43—C44	1.462 (5)
C1—C2	1.374 (5)	C44—C45	1.398 (5)
C2—C3	1.386 (6)	C44—N4	1.360 (5)
C3—C4	1.370 (6)	C45—C46	1.363 (6)
C4—C5	1.392 (5)	C46—C47	1.381 (6)
C5—C6	1.464 (5)	C47—C48	1.372 (5)
C6—C7	1.396 (5)	C48—N4	1.341 (5)
C6—C11	1.419 (5)	C49—C50	1.395 (5)
C7—C8	1.387 (6)	C49—C54	1.402 (5)
C8—C9	1.376 (6)	C50—C51	1.389 (6)
C9—C10	1.389 (5)	C51—C52	1.379 (6)
C10—C11	1.395 (5)	C52—C53	1.381 (6)
C12—C13	1.409 (5)	C53—C54	1.400 (5)
C12—C17	1.413 (5)	C54—C55	1.468 (6)
C13—C14	1.379 (5)	C55—C56	1.389 (5)
C14—C15	1.387 (6)	C55—N5	1.358 (5)
C15—C16	1.383 (6)	C56—C57	1.378 (6)
C16—C17	1.400 (5)	C57—C58	1.378 (6)
C17—C18	1.458 (5)	C58—C59	1.374 (5)
C18—C19	1.388 (5)	C59—N5	1.345 (5)
C18—N2	1.369 (5)	O4—C60	1.303 (4)
C19—C20	1.372 (6)	C60—C61	1.416 (5)
C20—C21	1.379 (6)	C60—C65	1.423 (5)
C21—C22	1.380 (5)	C61—C62	1.368 (5)
C22—N2	1.348 (5)	C62—C63	1.393 (6)
O1—C23	1.304 (4)	C63—C64	1.379 (5)
C23—C24	1.421 (5)	C64—C65	1.401 (5)
C23—C28	1.416 (5)	C65—C66	1.452 (5)
C24—C25	1.361 (5)	C66—N6	1.283 (4)
C25—C26	1.396 (6)	N6—C67	1.447 (4)
C26—C27	1.371 (5)	C67—C68	1.388 (5)
C27—C28	1.412 (5)	C67—C72	1.382 (5)
C28—C29	1.442 (5)	C68—C69	1.379 (5)
C29—N3	1.285 (5)	C69—C70	1.403 (5)
N3—C30	1.439 (4)	C69—O5	1.371 (4)
C30—C31	1.376 (5)	C70—C71	1.374 (5)
C30—C35	1.399 (5)	C70—O6	1.375 (4)
C31—C32	1.405 (5)	C71—C72	1.394 (5)
C32—C33	1.371 (5)	O5—C73	1.425 (4)
C33—C34	1.409 (5)	O6—C74	1.423 (5)
C33—O2	1.378 (4)	C75—C11	1.757 (6)
C34—C35	1.378 (5)	C75—C12	1.727 (6)
C34—O3	1.364 (4)	C76—C13	1.761 (5)
O2—C36	1.430 (5)	C76—C14	1.748 (5)
O3—C37	1.429 (5)	C77—C15	1.770 (4)
Ir2—C38	2.000 (4)	C77—C16	1.766 (4)
Ir2—N4	2.030 (3)	C78—C18A	1.748 (5)

Ir2—C49	2.010 (4)	C78—C18B	1.784 (4)
Ir2—N5	2.037 (3)	C78—C17	1.727 (5)
Ir2—O4	2.151 (2)		
C11—Ir1—N1	80.64 (14)	C49—Ir2—N4	96.13 (14)
C12—Ir1—N1	94.36 (14)	N5—Ir2—C38	97.04 (14)
C12—Ir1—C11	89.53 (14)	N5—Ir2—N4	176.06 (12)
N2—Ir1—N1	174.57 (12)	N5—Ir2—C49	80.52 (14)
N2—Ir1—C11	97.33 (13)	O4—Ir2—C38	174.17 (13)
N2—Ir1—C12	80.55 (14)	O4—Ir2—N4	95.39 (11)
O1—Ir1—N1	94.86 (11)	O4—Ir2—C49	89.50 (12)
O1—Ir1—C11	175.03 (13)	O4—Ir2—N5	86.69 (11)
O1—Ir1—C12	88.70 (12)	N6—Ir2—C38	97.25 (13)
O1—Ir1—N2	86.97 (10)	N6—Ir2—N4	86.08 (12)
N3—Ir1—N1	86.66 (11)	N6—Ir2—C49	175.75 (12)
N3—Ir1—C11	96.53 (13)	N6—Ir2—N5	97.40 (12)
N3—Ir1—C12	173.93 (12)	N6—Ir2—O4	86.67 (10)
N3—Ir1—N2	98.60 (12)	C39—C38—Ir2	128.3 (3)
N3—Ir1—O1	85.26 (10)	C43—C38—Ir2	114.2 (3)
C1—N1—Ir1	123.0 (3)	C43—C38—C39	117.4 (3)
C5—N1—Ir1	116.7 (2)	C40—C39—C38	121.0 (4)
C5—N1—C1	120.3 (3)	C41—C40—C39	121.2 (4)
C2—C1—N1	121.5 (4)	C42—C41—C40	119.2 (4)
C3—C2—C1	118.9 (4)	C43—C42—C41	120.6 (4)
C4—C3—C2	119.8 (4)	C42—C43—C38	120.7 (4)
C5—C4—C3	119.8 (4)	C44—C43—C38	115.2 (3)
C4—C5—N1	119.8 (4)	C44—C43—C42	124.1 (4)
C6—C5—N1	113.4 (3)	C45—C44—C43	127.2 (4)
C6—C5—C4	126.8 (4)	N4—C44—C43	113.6 (3)
C7—C6—C5	123.8 (4)	N4—C44—C45	119.2 (4)
C11—C6—C5	115.1 (3)	C46—C45—C44	120.5 (4)
C11—C6—C7	121.1 (4)	C47—C46—C45	119.3 (4)
C8—C7—C6	119.8 (4)	C48—C47—C46	118.9 (4)
C9—C8—C7	119.9 (4)	N4—C48—C47	122.1 (4)
C10—C9—C8	120.7 (4)	C44—N4—Ir2	116.3 (3)
C11—C10—C9	121.4 (4)	C48—N4—Ir2	123.8 (3)
C6—C11—Ir1	114.2 (3)	C48—N4—C44	119.9 (3)
C10—C11—Ir1	128.7 (3)	C50—C49—Ir2	128.5 (3)
C10—C11—C6	117.1 (3)	C54—C49—Ir2	114.5 (3)
C13—C12—Ir1	128.6 (3)	C54—C49—C50	117.0 (4)
C17—C12—Ir1	114.7 (3)	C51—C50—C49	121.2 (4)
C17—C12—C13	116.6 (3)	C52—C51—C50	120.9 (4)
C14—C13—C12	121.4 (4)	C53—C52—C51	119.6 (4)
C15—C14—C13	121.1 (4)	C54—C53—C52	119.5 (4)
C16—C15—C14	119.4 (4)	C53—C54—C49	121.8 (4)
C17—C16—C15	119.9 (4)	C55—C54—C49	115.1 (3)
C16—C17—C12	121.6 (4)	C55—C54—C53	123.1 (4)
C18—C17—C12	114.9 (3)	C56—C55—C54	125.9 (4)

C18—C17—C16	123.5 (4)	N5—C55—C54	114.0 (3)
C19—C18—C17	126.8 (4)	N5—C55—C56	120.1 (4)
N2—C18—C17	113.8 (3)	C57—C56—C55	120.0 (4)
N2—C18—C19	119.4 (4)	C58—C57—C56	119.5 (4)
C20—C19—C18	121.0 (4)	C59—C58—C57	118.5 (4)
C21—C20—C19	119.1 (4)	N5—C59—C58	122.6 (4)
C22—C21—C20	118.6 (4)	C55—N5—Ir2	115.9 (3)
N2—C22—C21	122.6 (4)	C59—N5—Ir2	124.8 (3)
C18—N2—Ir1	115.8 (2)	C59—N5—C55	119.3 (3)
C22—N2—Ir1	125.0 (3)	C60—O4—Ir2	124.1 (2)
C22—N2—C18	119.2 (3)	C61—C60—O4	118.4 (3)
C23—O1—Ir1	121.7 (2)	C65—C60—O4	125.0 (3)
C24—C23—O1	119.1 (3)	C65—C60—C61	116.6 (3)
C28—C23—O1	124.4 (3)	C62—C61—C60	122.2 (4)
C28—C23—C24	116.4 (3)	C63—C62—C61	121.4 (4)
C25—C24—C23	122.2 (4)	C64—C63—C62	117.7 (4)
C26—C25—C24	121.0 (4)	C65—C64—C63	122.7 (4)
C27—C26—C25	118.7 (4)	C64—C65—C60	119.5 (3)
C28—C27—C26	121.5 (4)	C66—C65—C60	123.7 (3)
C27—C28—C23	120.1 (3)	C66—C65—C64	116.8 (3)
C29—C28—C23	123.3 (3)	N6—C66—C65	127.7 (3)
C29—C28—C27	116.5 (3)	C66—N6—Ir2	124.7 (2)
N3—C29—C28	126.7 (4)	C67—N6—Ir2	119.6 (2)
C29—N3—Ir1	124.0 (2)	C67—N6—C66	115.1 (3)
C30—N3—Ir1	119.8 (2)	C68—C67—N6	119.1 (3)
C30—N3—C29	115.6 (3)	C72—C67—N6	120.4 (3)
C31—C30—N3	120.4 (3)	C72—C67—C68	120.5 (3)
C35—C30—N3	119.2 (3)	C69—C68—C67	119.8 (3)
C35—C30—C31	120.4 (3)	C70—C69—C68	120.0 (3)
C32—C31—C30	119.5 (4)	O5—C69—C68	124.2 (3)
C33—C32—C31	120.4 (4)	O5—C69—C70	115.8 (3)
C34—C33—C32	119.9 (3)	C71—C70—C69	119.7 (3)
O2—C33—C32	124.4 (4)	O6—C70—C69	114.9 (3)
O2—C33—C34	115.7 (3)	O6—C70—C71	125.4 (3)
C35—C34—C33	119.8 (3)	C72—C71—C70	120.5 (3)
O3—C34—C33	115.9 (3)	C71—C72—C67	119.5 (3)
O3—C34—C35	124.3 (3)	C73—O5—C69	116.8 (3)
C34—C35—C30	119.9 (3)	C74—O6—C70	116.5 (3)
C36—O2—C33	116.8 (3)	C12—C75—C11	111.8 (3)
C37—O3—C34	116.4 (3)	C14—C76—C13	112.5 (3)
N4—Ir2—C38	80.63 (14)	C16—C77—C15	111.7 (2)
C49—Ir2—C38	86.71 (14)		

Hydrogen-bond geometry (\AA , $^\circ$)

Cg1 and Cg2 are the centroids of the N1/C1—C5 and N4/C44—C48 rings, respectively.

$D—H\cdots A$	$D—H$	$H\cdots A$	$D\cdots A$	$D—H\cdots A$
C1—H1 \cdots O1	0.95 (1)	2.51 (1)	3.112 (5)	121 (1)

C13—H13 \cdots Cg1	0.95 (1)	3.06 (4)	3.83 (4)	139 (1)
C74—H74a \cdots Cg1	0.98 (1)	3.40 (17)	4.12 (5)	132 (2)
C48—H48 \cdots O4	0.95 (1)	2.56 (1)	3.155 (5)	121 (1)
C36—H36c \cdots Cg2	0.98 (1)	3.47 (19)	4.18 (5)	131 (2)
C50—H50 \cdots Cg2	0.95 (1)	3.22 (4)	3.98 (4)	138 (1)
C29—H29 \cdots O2 ⁱ	0.95 (1)	2.60 (1)	3.152 (5)	118 (1)
C29—H29 \cdots O3 ⁱ	0.95 (1)	2.52 (1)	3.463 (5)	172 (1)
C58—H58 \cdots O6 ⁱⁱ	0.95 (1)	2.39 (1)	3.330 (5)	170 (1)
C75—H75A \cdots O4 ⁱⁱⁱ	0.99 (1)	2.35 (1)	3.310 (7)	165 (1)
C77—H77A \cdots O1 ^{iv}	0.99 (1)	2.19 (1)	3.172 (7)	172 (1)

Symmetry codes: (i) $-x+1, -y+1, -z$; (ii) $-x+1, -y+2, -z+1$; (iii) $x+1, y, z$; (iv) $x-1, y, z$.