





# BMJ Open Investigating inequities in cardiovascular care and outcomes for Queensland Aboriginal and Torres Strait Islander people: protocol for a hospital-based retrospective cohort data linkage project

Therese Kearns <sup>1</sup>, Abbey Diaz,<sup>1</sup> Lisa J Whop <sup>2</sup>, Suzanne P Moore,<sup>3</sup> John R Condon,<sup>4</sup> Ross M Andrews,<sup>5</sup> Judith M Katzenellenbogen <sup>6</sup>, Veronica Matthews <sup>7</sup>, William Wang <sup>8,9</sup>, Trisha Johnston,<sup>10</sup> Catherine Taylor,<sup>11</sup> Boyd Potts,<sup>1</sup> Alex Kathage,<sup>12</sup> Abdulla Suleman,<sup>12</sup> Lucy Stanley,<sup>12</sup> Louise Mitchell,<sup>12</sup> Gail Garvey,<sup>13</sup> Daniel Williamson<sup>12</sup>

**To cite:** Kearns T, Diaz A, Whop LJ, *et al*. Investigating inequities in cardiovascular care and outcomes for Queensland Aboriginal and Torres Strait Islander people: protocol for a hospital-based retrospective cohort data linkage project. *BMJ Open* 2021;**11**:e043304. doi:10.1136/bmjopen-2020-043304

► Prepublication history for this paper is available online. To view these files, please visit the journal online (<http://dx.doi.org/10.1136/bmjopen-2020-043304>).

Received 03 August 2020  
Revised 03 February 2021  
Accepted 12 February 2021



© Author(s) (or their employer(s)) 2021. Re-use permitted under CC BY-NC. No commercial re-use. See rights and permissions. Published by BMJ.

For numbered affiliations see end of article.

## Correspondence to

Dr Therese Kearns;  
[therese.kearns@menzies.edu.au](mailto:therese.kearns@menzies.edu.au)

## ABSTRACT

**Introduction** Cardiovascular disease (CVD) represents a significant burden of disease for Aboriginal and Torres Strait Islander people, a population that continues to experience a lower life expectancy than other Australians. The aim of the Better Cardiac Care Data Linkage project is to describe patient care pathways and to identify disparities in care and health outcomes between Aboriginal and Torres Strait Islander people and other Queensland residents diagnosed with CVD in the state of Queensland.

**Methods** This is a population-based retrospective cohort study using linked regional, state and national health and administrative data collections to describe disparities in CVD healthcare in primary and secondary prevention settings and during hospitalisation. The CVD cohort will be identified from the Queensland Hospital Admitted Patient Data Collection for admissions that occurred between 1 July 2010 and 31 June 2016 and will include relevant International Classification of Disease codes for ischaemic heart disease, congestive heart failure, stroke, acute rheumatic fever and rheumatic heart disease. Person-level data will be linked by Data Linkage Queensland and the Australian Institute of Health and Welfare (AIHW) in accordance with ethical and public health approvals to describe the patient journey prior to, during and post the hospital admission.

**Analysis** This project will focus largely on descriptive epidemiological measures and multivariate analysis of clinical care standards and outcomes for Aboriginal and Torres Strait Islander people compared with other Queenslanders, including identification of risk factors for suboptimal care and change over time. Variation in care pathways and patient outcomes will be compared by Indigenous status, sex, age group, remoteness of residence, year of index hospitalisation and socioeconomic status. Cox models for time-to-event data and mixed models or generalised estimating equations for

## Strength and limitations of this study

- This project will contribute to advancing health equity for Aboriginal and Torres Strait Islander peoples by providing robust evidence on disparities in the provision and outcomes of cardiac care, which will inform more equitable policy to address these gaps.
- A large deidentified person linked dataset (11 Queensland Health and three Australian Government administrative and health datasets) will be established to conduct person-based analysis (rather than occasions of service) with a high level of external validity applicable to policy makers and researchers that would not necessarily be achievable using other data sources.
- Primary healthcare encounters and pharmaceutical data will be used to generate new evidence that will underpin policy and practice changes and enable monitoring of health gains over time for Aboriginal and Torres Strait Islander peoples.
- Data linkage has inherent limitations relating to the use of existing administrative datasets that will be taken into consideration, including accuracy of diagnosis and procedure codes; inconsistent data quality between datasets; incomplete cohort selection; and incomplete or absent information on some exposures, confounders and outcomes.

longitudinal data will be used to measure change over time where temporal effects exist.

**Ethics and dissemination** Ethical approval has been granted by Human Research Ethics Committees of the Prince Charles Hospital (HREC/15/QPCH/289) and the AIHW (EO2016-1-233). The Northern Territory Department of Health and Menzies School of Health Research have also provided reciprocal ethical approval of the project

(HREC 2019–3490). The deidentified results will be summarised in a report and shared with investigators, advisory groups, Queensland Health and key stakeholders. Findings will be disseminated through workshops, conferences and will be published in peer-reviewed journals.

## INTRODUCTION

Aboriginal people and Torres Strait Islander people are the First Nations peoples of the lands now known as Australia and represent 3.3% (n=800 000) of the Australian population.<sup>1</sup> Colonisation has resulted in ongoing devastation, dispossession and oppression<sup>2</sup> for Aboriginal and Torres Strait Islander people, who continue to experience one of the lowest life expectancies of any population in high-income countries and universal health systems.<sup>1</sup> Cardiovascular disease (CVD) remains the highest contributor to the gap in life expectancy.<sup>3</sup>

Nationally, over one-quarter of Aboriginal and Torres Strait Islander people live with CVD.<sup>4</sup> While the CVD mortality rate fell by 49% during 1998 and 2017 for Aboriginal and Torres Strait Islander people, CVD mortality rate for this population is 1.5 times that of other Australians.<sup>5,6</sup> Aboriginal and Torres Strait Islander people have an elevated CVD hospitalisation rate, particularly among women and those from remote areas, compared with other Australians.<sup>4,7</sup> In Queensland, the Australian state with the second largest Aboriginal and Torres Strait Islander population,<sup>8</sup> CVD accounts for one-quarter of deaths in Aboriginal and Torres Strait Islander people.<sup>3</sup> They are also more likely to die of CVD before the age of 50 years than other Queenslanders (25% vs 3%, respectively).<sup>9</sup>

National statistics suggest the level of access to cardiac care is improving for Aboriginal and Torres Strait Islander people, although still far from optimal (Australian Institute of Health and Welfare, 2018b). An estimated 31% of Aboriginal and Torres Strait Islander people (38% in Queensland) had an annual health assessment during 2017–2018, more than double the 2010–2011 proportion. National data also suggest that Aboriginal and Torres Strait Islander people are similarly likely to undertake cardiac diagnostic services compared with other Australians, those with confirmed or suspected CVD are less likely to see a specialist.<sup>10</sup> Analysis of linked administrative data from New South Wales (NSW) revealed 33% of Aboriginal and Torres Strait Islander peoples received revascularisation after hospitalisation for acute myocardial infarction (MI), significantly less than other people from NSW,<sup>11</sup> which may be explained by differences in remoteness and age profiles.<sup>12</sup> Similarly, Aboriginal and Torres Strait Islander people hospitalised for MI in NSW had excess 1-year mortality compared with other NSW patients with MI, although this appeared to be explained by a higher burden of comorbidity among the Aboriginal and Torres Strait Islander cohort.<sup>13</sup> In the Northern Territory, linked data have been used to demonstrate higher lifetime health costs of stroke for Aboriginal and Torres Strait Islander people compared with other Northern Territory residents.<sup>14</sup>

Despite the growing evidence regarding the epidemiology of CVD and the patterns of cardiac care among Aboriginal and Torres Strait Islander people, important gaps remain. Little is known about the level of cardiac care received by Aboriginal and Torres Strait Islander people in Queensland and the relationship between preventive, secondary preventive and tertiary care and service use, healthcare costs and patient outcomes. The aims of this study were to describe cardiac care for Aboriginal and Torres Strait Islander people in Queensland, to identify services and patient groups most at risk of suboptimal cardiac care, and to investigate the economic and health impacts associated with these gaps in care. Findings will inform health service planning and integration for improvements in equity of care for Queenslanders and will provide a benchmark against which future strategies to improve cardiac care and outcomes for Aboriginal and Torres Strait Islander people can be assessed.

## RESEARCH QUESTIONS

The aims of this study were to (1) describe the patterns and inequities in CVD care and outcomes for Aboriginal and Torres Strait Islander people compared with other Queenslanders hospitalised for CVD in Queensland (2010–2016), and examine the variations across population strata (age groups, sex, area-level socioeconomic groups and residential remoteness categories); (2) investigate whether disparities in CVD care contribute to the elevated CVD hospitalisation and excess mortality rates for Aboriginal and Torres Strait Islander people compared with other Queenslanders; and (3) investigate whether healthcare system expenditure is higher among those who receive guideline-discordant compared with guideline-concordant CVD preventive and in-hospital therapeutic care for Aboriginal and Torres Strait Islander and other Queenslanders. The findings from our research questions will be used for health service planning and establishment of targets for future evaluations and monitoring purposes.

## POLICY CONTEXT

Closing the gap in life expectancy between Aboriginal and Torres Strait Islander peoples and other Australians has been a priority for the Council of Australian Governments since 2009,<sup>15</sup> but despite some improvement, the gap is still greater than required to meet the target set for 2031.<sup>16</sup> In March 2013, the Australian Health Ministers' Advisory Council announced that improving cardiac health for Aboriginal and Torres Strait Islander people was a priority towards closing the health gap. The National Better Cardiac Care for Aboriginal and Torres Strait Islander People project identified five priority areas, with 21 performance indicators, to reduce CVD to achieve this.<sup>17</sup> In response, the Queensland state government developed a local Better Cardiac Care implementation strategy for Aboriginal and Torres Strait Islander

people<sup>18</sup> that initiated this data linkage project to develop a more complete understanding of the gaps in the patient care pathway and the impact on service use and patient outcomes for Aboriginal and Torres Strait Islander people for five common and serious CVD conditions: ischaemic heart disease (IHD), stroke, congestive heart failure (CHF), acute rheumatic fever (ARF) and rheumatic heart disease (RHD).

## METHODS

### Study setting

The state of Queensland is situated in the north east of Australia, where 4.6% of the Queensland population identify as Aboriginal and Torres Strait Islander people, representing 28.7% of the national Indigenous population.<sup>8</sup> In Queensland, one-third of Aboriginal and Torres Strait Islander people live in major cities (33%, 66 600), half in regional areas (51%, 109 100), 1 in 14 (7%, 14 300) in remote areas and 1 in 10 (9%, 20 100) in very remote areas.<sup>19</sup> As in the rest of Australia, Queensland's health system is a multifaceted combination of public and private providers.<sup>20</sup> Overall management of the public health sector is the responsibility of the state government's Department of Health and implementation is undertaken through 16 regional hospital and health services (HHS).<sup>21</sup> In contrast, the majority of primary care and a considerable proportion of hospital care is provided by private sector providers.<sup>20</sup> Aboriginal and Torres Strait Islander health services have complex funding arrangements through federal, state and territory governments, including subsidies provided through the nationally funded Medicare Benefits Scheme (MBS) and Pharmaceutical Benefits Scheme (PBS).<sup>20</sup>

### Study design

This is a retrospective cohort study of people with a first hospitalisation of five CVDs (IHD, stroke, CCF, ARF and RHD) identified from the Queensland Hospital Admitted Patient Data Collection (QHAPDC). The first eligible hospital admission is referred to as the index admission. The study will use linked regional, state and national health and administrative data collections to investigate preventive primary healthcare before the index admission of each disease; acute care after the index admission; and in-hospital outcomes to assess the continuum of care provided against the clinical guidelines and best practice standards for primary and secondary prevention and in-hospital care. Where there are available data to do so, clinical care will be compared with the clinical guidelines current at the time: the Essential Service Standards for Equitable National Cardiovascular Care for Aboriginal and Torres Strait Islander People (ESSENCE)<sup>22</sup> and the *Australian Guideline for Prevention, Diagnosis and Management of Acute Rheumatic Fever and Rheumatic Heart Disease*, Second Edition.<sup>23</sup>

### Study population

The study population will be any person identified in the QHAPDC with a Queensland residential postcode who

had a hospital admission between 1 July 2010 and 30 June 2016 and a primary or other diagnosis code of International Classification of Diseases codes (I20–I25), stroke (I61, I63 and I64), CHF (I50), ARF (I00–I02) and RHD (I05–I09).

### Data sources

The research questions will be addressed by linking 11 Queensland datasets and three national datasets to the study population (table 1). The resultant linked deidentified dataset will include data from 1 July 2005 to 31 December 2018. Once the study population is identified, a project-specific linkage key will be assigned to each individual in the cohort by Data Linkage Queensland (DLQ), to link with other datasets. Other datasets considered that were not included due to the recentness of the collection were Queensland Non-admitted Patient Data Collection and Queensland Cardiac Outcomes Registry. Datasets that we planned to include but were unable to obtain custodian approval for included: Queensland Medical Laboratory and Sullivan and Nicolaidis Pathology.

### Data linkage process

DLQ will link the records using personal identifiers, including full name, full residential address, sex, full date of birth and date of death (where applicable) to those in the Master Linkage File for datasets provided securely to DLQ (figure 1). These datasets include Emergency Department Information System (EDIS)/Emergency Data Collection (EDC), Specialist Outpatient Data Collection (SODC), Queensland Death Register (QDR), Rheumatic Heart Disease Register and RHD Enhanced Surveillance Database. For Ferret, Best Practice Primary Healthcare Database (BP), Queensland Laboratory (AusLab), National Hospital Costing Data Collection (NHCDC) and Costing Funding Values (CFV), DLQ will supply the linking variables and the project specific linkage key to the Queensland Health data custodians to extract the approved data. Once extracted, the custodians will remove the identifiers and send the approved variables with the project-specific linkage key back to DLQ via a secure link. DLQ will then transfer the linked datasets to the Secure Unified Research Environment (SURE)<sup>24</sup> supported by the Sax Institute for analysis by the project team. For the national datasets, MBS, PBS and National Death Index (NDI), DLQ will provide the linking variables and project specific linkage key to the Australian Institute of Health and Welfare (AIHW) data custodians who will link and extract the approved data and transfer the deidentified dataset to SURE.

Data will be deterministically and probabilistically linked at the unit record level by DLQ<sup>25</sup> and AIHW<sup>26 27</sup> in accordance with ethical and public health approvals, and privacy considerations. All data-specific activities (ie, storage, quality assurance and analysis) will be done within SURE.<sup>24</sup> Data quality reports of the linkage pairing will be provided by DLQ and AIHW.<sup>25 28</sup>

**Table 1** Description of state and Australian government datasets

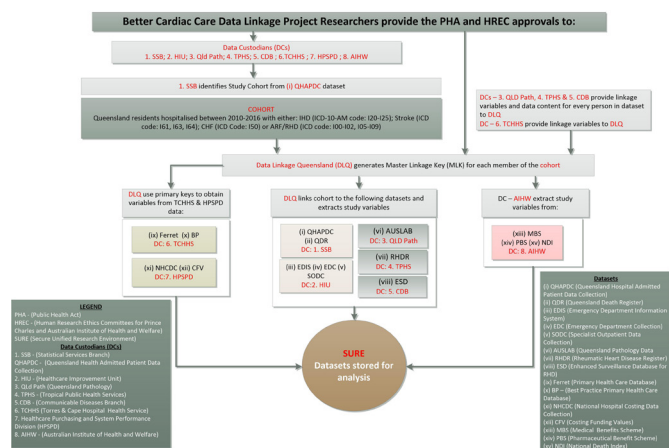
Dataset	Abbreviation	Description
<b>Queensland health datasets</b>		
Queensland Hospital Admitted Patient Data Collection	QHAPDC	A summary of every inpatient episode of care in all Queensland public and private hospitals, including psychiatric hospitals
Emergency Department Information System/Emergency Data Collection	EDIS/EDC	The information system provides data on admissions to public emergency departments
Specialist Outpatient Data Collection	SODC	Outpatient services where the clinic is led by a specialist health practitioner
Queensland Death Register	QDR	Information about deaths occurring in Queensland
Rheumatic Heart Disease Register	RHD Register	A register of Queensland residents diagnosed with ARF and RHD, including diagnosis, hospitalisations, compliance with prophylactic antibiotics, clinical progress, surgery and deaths
RHD Enhanced Surveillance Database	RHD ESD	Records data of <i>active cases</i> and identifies true and false positives from hospital admissions, and checks whether RHD positives are on the RHD Register.
Ferret	Ferret	Primary healthcare PIRS using demographic and clinical data to develop individual life-long healthcare plans
Best Practice Primary Healthcare Database	BP	A PIRS as above for health services that do not use Ferret
Queensland Laboratory	AusLab	Provides records of pathology tests undertaken as well as results
National Hospital Costing Data Collection	NHCDC	Data about the average cost of delivering activities to patients at national and state levels, including emergency department and inpatient activity
Costing Funding Values	CFV	Provides clinical costing data for each HHS
<b>Australian government datasets</b>		
Medicare Benefits Scheme	MBS	Medical and hospital services for which a rebate is payable by the government
Pharmaceutical Benefits Scheme	PBS	Government subsidised medicines and those free to Aboriginal and Torres Strait Islander people
National Death Index	NDI	Information about deaths occurring in Australia, including coded cause of death

ARF, acute rheumatic fever; HHS, hospital and health service; PIRS, patient information and recall system; RHD, rheumatic heart disease.

## Cohorts

From the study population, six separate retrospective cohorts will be created each comprised of people with

their first-ever hospitalisation for (1) CVD, (2) IHD, (3) CHF, (4) stroke, (5) ARF and (6) RHD. The first-ever CVD cohort (table 2) will include Queensland residents who had their first (index) hospital admission for one of the five CVDs, as indicated in the principal or other diagnosis fields in the QHAPDC, during July 2010 and June 2016. To maximise the likelihood that individuals enter the cohort at their first-ever CVD hospital admission, we will exclude those who had a hospital admission with a CVD principal or other diagnosis in the 5-year period prior to the index admission (referred to as the 'lookback' period). Individuals could only enter the study up until 30 June 2016 to ensure all individuals had a minimum of 2 years follow-up data to measure service use, cost and outcomes. The single disease cohorts will be created using the same approach; that is, individuals will enter the cohort at the index hospitalisation for the specific disease (eg, IHD) and will be excluded if they had a hospital admission in the lookback for the same specific disease (eg, IHD).



**Figure 1** Flowchart of data linkage process, data custodians and datasets.

**Table 2** Eligibility and exclusion criteria for first-ever cardiovascular disease

Eligible	Exclusion criteria
Had a hospital admission at a public or private Queensland hospital with an ICD-10-AM, or earlier coding equivalent, cardiovascular diagnosis (principal or other) of IHD, CHF, stroke, ARF or RHD during 1 July 2010 and 30 June 2016	Not a Queensland resident at the index hospitalisation; has a hospital admission record in the 5 years prior to the index hospitalisation related to any of the five cardiac diseases (IHD, CHF, Stroke, ARF and RHD).

ARF, acute rheumatic fever; CHF, congestive heart failure; ICD-10-AM, International Statistical Classification of Diseases and Related Health Problems, Tenth Revision, Australian Modification; IHD, ischaemic heart disease; RHD, rheumatic heart disease.

### Statistical power for hypothesis testing

Aboriginal and Torres Strait Islander people and those living in regional and remote areas experience a disproportionately high burden of cardiac disease yet are typically underestimated in national surveys. Analysis of state-wide administrative data provides an opportunity to examine cardiac care and outcomes for underserved and at-risk populations that may otherwise not be possible.<sup>29</sup> Investigation of variation in cardiac care and outcomes within the Aboriginal and Torres Strait Islander population is a primary aim of this study, and while the sample size of population subsets are relatively small, we are still adequately powered to detect important differences between groups.

Preliminary analysis indicates there are over 180 000 Queensland residents who were hospitalised for the first time for IHD, CHF, stroke, RHD or ARF during July 2010–June 2016, of whom over 5800 are identified as Aboriginal and Torres Strait Islander people. For the condition-specific cohorts, the cohort size varies from approximately 4200 (first IHD cohort) to 380 (first ARF cohort). Assuming 35% of the Aboriginal and Torres Strait Islander cohort receive an annual health check,<sup>10</sup> a minimally important difference of 0.5 days in average length of stay or 1 day in time to CVD readmission, and an alpha of 0.001, we will have >90% power (beta 0.10) to statistically detect differences in these outcomes between Aboriginal and Torres Strait Islander people who received an annual health check and those who did not. For the IHD, CHF and stroke cohorts, but not the RHD and ARF cohorts, we are similarly powered to detect minimally important differences in survival estimates, as well as the proportion hospitalised with CVD within 28 days of index. As this is a whole-of-population cohort, we are unable to alter the cohort size. As such, underpowered analyses (ie, some RHD and ARF analyses) will be considered exploratory, and interpretation and reporting of the results will be cautiously conducted, with due consideration given to the limitations of the data and the plausibility of findings in light of existing published data.

### Identifying Aboriginal and Torres Strait Islander people

Indigenous status is collected at point of care in Queensland hospitals using the standard question for Indigenous identification, ‘Are you of Aboriginal or Torres Strait Islander origin?’<sup>30</sup> This is typically coded in health datasets as ‘Aboriginal and Torres Strait Islander

origin’, ‘Aboriginal but not Torres Strait Islander origin’, ‘Torres Strait Islander but not Aboriginal origin’, ‘neither Aboriginal or Torres Strait Islander’ and ‘not stated or unknown’, as it is in the QHAPDC. In the Queensland healthcare system, Aboriginal and Torres Strait Islander people have the right to self-identify or not, at each healthcare presentation. Incomplete and inconsistent reporting of Indigenous status usually results in an underestimation of the Indigenous population and their use of services, which has an impact on the accurate planning and delivery of services to Aboriginal and Torres Strait Islander people.<sup>31</sup>

National best practice guidelines for analysis of linked administrative data related to Aboriginal and Torres Strait Islander people published by the AIHW recommends the use of algorithms that draw on multiple data to enhance the completeness and accuracy of Indigenous status information.<sup>32</sup> It is recommended that multiple algorithms be explored and outcome measures using each of the algorithms be compared to determine the sensitivity of the approach used.<sup>32</sup> We will use three of the recommended algorithms and, for each individual in the study, will draw on Indigenous identification information from all QHAPDC records (2005–2018) (table 3). The QHAPDC has reasonably high levels of accuracy (>80%) for Indigenous status and is considered gold standard among administrative datasets for Indigenous identification data.<sup>33</sup> Additionally, we will use a fourth algorithm, using MBS data to enhance the QHAPDC majority-based algorithm.

Preliminary data suggest the three different AIHW Indigenous status algorithms based on QHAPDC data only yielded different proportions of Indigenous women in the QHAPDC, with an absolute difference of 0.8% (n=1468).

### Other covariates

Covariates measured in this study include person-level factors (eg, sex and age), service-level factors (eg, HHS and type of facility) and area factors (remoteness of residence and area-level socioeconomic status):

- ▶ Sex (male/female) captured in the index hospitalisation record.
- ▶ Age, which will be derived from birth date (day (DD)/month (MM)/year (YYYY)) and index hospitalisation admission date (DD/MM/YYYY), both of which will be captured in the index hospitalisation record.

**Table 3** N (%) Aboriginal and Torres Strait Islander people at their first QHAPDC record for cardiovascular disease, July 2010–June 2016 (preliminary data)

Algorithm	Definition	Indigenous cohort	Proportion of total cohort (%)
Ever Indigenous	An individual is assigned as being of Aboriginal and/or Torres Strait Islander origin if they are recorded as such on at least one QHAPDC admission record.	7338	4.0
Most recent admission	An individual is assigned as being of Aboriginal and/or Torres Strait Islander origin at their most recent recorded admission in the QHAPDC.	6054	3.3
Majority-based	An individual is assigned as being of Aboriginal and/or Torres Strait Islander origin if they are recorded as Indigenous on 50% or more of their QHAPDC admissions. Those missing Indigenous status from all their QHAPDC records are excluded.	5870	3.2
Majority-based (enhanced)	An Individual is assigned as being of Aboriginal and/or Torres Strait Islander origin if they are recorded as such on 50% or more of their QHAPDC admissions. For those missing Indigenous status, information from the MBS is used to input this. Those missing Indigenous status from all their QHAPDC records and their MBS record are excluded.	Data not yet available to report	

MBS, Medicare Benefits Scheme; QHAPDC, Queensland Health Admitted Patient Data Collection.

- ▶ Remoteness of residence will be measured using the Australian Remoteness Index of Areas, based on the Statistical Area (SA2) of an individual's residential address, as captured in the index hospitalisation record. Individuals will be categorised as living in major cities, inner regional, outer regional, remote and very remote areas of Australia.<sup>34</sup>
  - ▶ Area-level socioeconomic status will be measured using the Index of Relative Socioeconomic Advantage and Disadvantage, based on the SA2 of an individual's residential address, as captured in the index hospitalisation record. This 100-point index will be categorised into quintiles, with quintile 1 representing the most disadvantaged and quintile 5 representing the most advantaged.<sup>35</sup>
  - ▶ Comorbidities will be identified in the hospitalisation records in the 5 years prior to the index hospitalisation and will be measured as the presence/absence of specific conditions deemed important to the development or prognosis of cardiovascular disease (eg, hypertension and diabetes).
  - ▶ Comorbidity level, also informed by hospitalisation records from the 5-years prior to the index hospitalisation, is measured using the Elixhauser Comorbidity Index and categorised as 'no known comorbidity', 'one known comorbidity', 'two known comorbidities', 'three known comorbidities' and 'four or more known comorbidities'.<sup>36</sup>
  - ▶ HHS area of the facility of the hospital that an individual was first admitted to for their index hospitalisation.
1. Primary prevention—for the 5 years prior to the index hospitalisation, we will describe and quantify the annual rate of attendance to general practitioner (GP)/specialist appointments and completion of the adult health check from items in EDIS, EDC, MBS, SODC, Ferret and BP. PBS items will be used to determine what proportion of the study cohort were receiving medications prescribed for CVD.
  2. Secondary prevention—for the 2-years post the index hospitalisation, we will quantify the average time to first disease management (emergency department, filling prescriptions, scheduled appointments and rehabilitation) and the proportion of the study cohort who saw a GP, Aboriginal and/or Torres Strait Islander health practitioner, practice nurse, allied health practitioner and/or specialist, for management of their CVD, using items from EDIS, EDC, PBS, AusLab, MBS, SODC, Ferret and BP. Individuals will be censored or removed from the denominator if they die during the follow-up period; this will be determined from the QDR and NDI. PBS data will be used to measure the proportion of the cohort who are on appropriate cardiac medication in the 30 days, 1-year and 2-years postdischarge from the index hospitalisation.
  3. In-hospital therapeutic procedures for acute coronary syndrome (ACS)—for the index ACS admission, we will describe the proportion of the cohort that received diagnostic angiography, cardiac reperfusion and revascularisation within the index admission and within 30 days of the index admission.
  4. Survival—for each cohort, we will quantify 30 day, 1-year and 2-year survival (excess mortality) using the QHAPDC, QDR and NDI.

## Outcomes

The following CVD outcomes will be examined:

5. Service use—length of stay, readmission rates and post-in-hospital procedure complications will be measured using data from the QHAPDC.
6. Health system expenditure and out-of-hospital costs—using items from NHCDC and CFV, the average cost associated with each hospital admission will be determined. MBS and PBS items will be used to describe out-of-hospital costs for GP/specialist visits and relevant CVD medications.

Multivariable analyses will maximise the impact of the study by allowing us to (1) model variation in subgroups and investigate temporal trends, (2) examine interaction effects between person and system level factors, and (3) adjust for known and measured confounders to estimate causal effects between care receipt and outcomes. Measured and known confounders include the covariates listed previously, namely, age, sex, remoteness of residence, area-level socioeconomic status, pre-existing comorbidity level and HHS area. Due to the nature of routinely collected data, we will not have information or complete information on all potential confounders (eg, smoking status and Body Mass Index) and thus the causal effects derived from this study will be interpreted in the context of these data quality considerations. We will compare the prevalence of these confounders, or risk factors, for Aboriginal and Torres Strait Islander people with other patients to assess their greater risk of adverse outcomes and compare the difference in outcomes for Aboriginal and Torres Strait Islander people with other patients before and after adjustment for these risk factors in multivariable analysis to assess the extent to which adjustment for these risk factors reduces the disparity in clinical outcomes.

Absolute risk measures will be reported for the cohort overall and by population groups. Where appropriate, relative measures may also be reported to compare subgroups (eg, Indigenous vs non-Indigenous) or temporal trends. The reporting of both absolute and relative measures of risk is commonly recommended as gold standard reporting practice as this gives a more comprehensive picture of inequities and the implications of it.<sup>37 38</sup> The use of generalised linear models with the assumption of normal, gamma or Poisson distributions will be used for different variable types. Cox models for time-to-event data (eg, survival) and mixed models or generalised estimating equations for longitudinal data will be used to measure change over time, including where temporal effects exist. Variation in care pathways and patient outcomes will be compared by Indigenous status, sex, age group, remoteness of residence, year of index hospitalisation and socioeconomic status.

#### How this study will contribute to the evidence base

The higher incidence of and mortality from CVD for Aboriginal and Torres Strait Islander than other Australians is well documented, but there has been only limited investigation of access to and effectiveness of diagnostic and clinical care for Aboriginal and Torres Strait Islander

people (AIHW, 2018b) and for other underserved populations,<sup>39 40</sup> and most Australian analyses of CVD using linked datasets have been conducted in NSW and Western Australia.<sup>41</sup> This study will address these knowledge gaps by investigating these issues in detail for five cardiovascular conditions in a population-based study for the entire Queensland population. Additionally, it will examine the impact of adverse clinical care on service use, health system costs and patient survival across population groups to identify service gaps and at-risks groups. An Indigenous-majority cardiovascular advisory group will review study findings and propose priorities for research, practice and policy to improve cardiovascular care and reduce disparities in cardiovascular outcomes for Aboriginal and Torres Strait Islander people.

#### ETHICS AND DISSEMINATION

Ethical approval has been granted by the Prince Charles Hospital Human Research Ethics Committee (HREC/15/QPCH/289) and AIHW (EO2016-1-233) with reciprocal approval from the Human Research Ethics Committee of the Northern Territory Department of Health and Menzies School of Health Research (HREC 2019-3490). For Queensland datasets, consent by eight data custodians for 11 datasets was required to obtain Public Health Act approval (RD007588). For the Australian government datasets, a Public Interest Certificate was obtained. Appropriate safeguards will be implemented to maintain privacy of individual records, with analysis undertaken on non-identifiable data.

Interpretation and practical implications of the research findings will be guided by the advisory group, which includes Aboriginal and Torres Strait Islander people. The aggregated findings will be summarised in a report that will be disseminated to Queensland Health, policy makers, health service providers, community organisations and other key CVD stakeholders. The information will be presented at workshops and conferences and will be published in peer-reviewed journals.

#### PATIENT AND PUBLIC INVOLVEMENT

In 2015, Queensland Health established an advisory and data group with key stakeholders from government and Aboriginal controlled health services to commence the planning for this study. A combined clinical and Indigenous advisory group has since been established to provide ongoing guidance and advice to the research team on ensuring the integrity of our approaches and methods.

#### OTHER INFORMATION

##### Collaborative process

This was a targeted research project to support quality practice improvement in Queensland for CVD. The project brings together research, clinical and policy expertise to address a priority need. The collaboration of Queensland

Health's Aboriginal and Torres Strait Islander Health Branch and Menzies School of Health Research, one of Australia's leading medical research institutes dedicated to improving the health and well-being of Indigenous Australians, is an auspicious partnership to provide policy-enabled findings that will contribute to closing the gap in life expectancy between Aboriginal and Torres Strait Islander peoples and other Australians.

#### Author affiliations

<sup>1</sup>Menzies School of Health Research, Charles Darwin University, Casuarina, Northern Territory, Australia

<sup>2</sup>College of Health and Medicine, National Centre for Epidemiology and Population Health, Canberra, Australian Capital Territory, Australia

<sup>3</sup>College of Nursing and Midwifery, Charles Darwin University, Brisbane, Queensland, Australia

<sup>4</sup>Menzies School of Health Research, Charles Darwin University, Melbourne, Victoria, Australia

<sup>5</sup>Menzies School of Health Research, Charles Darwin University, Brisbane, Queensland, Australia

<sup>6</sup>School of Population and Global Health, University of Western Australia, Crawley, Western Australia, Australia

<sup>7</sup>University Centre for Rural Health, North Coast, The University of Sydney, Lismore, New South Wales, Australia

<sup>8</sup>Faculty of Medicine, University of Queensland, Woolloongabba, Queensland, Australia

<sup>9</sup>Cardiology, Princess Alexandra Hospital Health Service District, Woolloongabba, Queensland, Australia

<sup>10</sup>Data Linkage Queensland, Queensland Health, Brisbane, Queensland, Australia

<sup>11</sup>Queensland Record Linkage Group, Queensland Health, Brisbane, Queensland, Australia

<sup>12</sup>Aboriginal and Torres Strait Islander Health Division, Queensland Health, Brisbane, Queensland, Australia

<sup>13</sup>Wellbeing and Preventable Chronic Disease Division, Menzies School of Health Research, Brisbane, Queensland, Australia

**Twitter** Lisa J Whop @lisa\_j\_whop and Suzanne P Moore @SueMoore09

**Acknowledgements** The authors acknowledge the in-kind support provided by the Queensland Health Statistical Analysis and Linkage Unit for extracting and linking the data and the eight data custodians for approving the use of their data. We also acknowledge the assistance and support provided by Alice Crisp and the data custodians from Australian Institute of Health and Welfare in identifying additional variables relevant to our project. We acknowledge the guidance provided by the advisory committee and in particular the Aboriginal and Torres Strait Islander people working with us on this project. We acknowledge that some of the findings reported represent the loss of health and human life that impacts individuals, families, community and culture. We hope that the findings emanating from this project can augment the lives of others living with cardiovascular disease and improve the lived experience for individuals navigating their way through the healthcare continuum in Australia.

**Contributors** TK, AD, LJW, SPM, RA, VM, JMK, TJ, WW, AK, AS, LS, LM, GG and DW were involved in conception and design of research. AD, LW, JRC, GG and RA secured funding for the project. SPM, TK, AD, JMK, VM and DW obtained ethics approval. SPM, TK and CT prepared the figures. TK, AD and SM drafted the manuscript with input from LJW, BP, JMK, JRC and RA. All authors edited and revised the manuscript and approved the final version. TK, AD and BP had begun to prepare the datasets received for analysis and will conduct the statistical analysis. LW and JRC will provide statistical support. AD and SM have been primarily responsible for project management, with research administration support from TK, LJW, RA and GG.

**Funding** The study is being financially supported by a competitive tender from the Aboriginal and Torres Strait Islander Health Branch, Queensland Health. LJW is supported by a National Health and Medical Research Centre Early Career Fellowship (1142035). AD was supported in part by a Menzies Early Career Accelerator Fellowship. GG is supported by a National Health and Medical Research Centre Investigator Grant (#1176651).

**Competing interests** None declared.

**Patient and public involvement** Patients and/or the public were not involved in the design, conduct, reporting or dissemination plans of this research.

**Patient consent for publication** Not required.

**Provenance and peer review** Not commissioned; externally peer reviewed.

**Open access** This is an open access article distributed in accordance with the Creative Commons Attribution Non Commercial (CC BY-NC 4.0) license, which permits others to distribute, remix, adapt, build upon this work non-commercially, and license their derivative works on different terms, provided the original work is properly cited, appropriate credit is given, any changes made indicated, and the use is non-commercial. See: <http://creativecommons.org/licenses/by-nc/4.0/>.

#### ORCID iDs

Therese Kearns <http://orcid.org/0000-0003-0862-7572>

Lisa J Whop <http://orcid.org/0000-0003-4816-2933>

Judith M Katzenellenbogen <http://orcid.org/0000-0001-5287-5819>

Veronica Matthews <http://orcid.org/0000-0002-1319-257X>

William Wang <http://orcid.org/0000-0002-5369-5446>

#### REFERENCES

- 1 Australian Bureau of Statistics. *Life tables for Aboriginal and Torres Strait Islander Australians 2010-2012*. ABS, 2013.
- 2 Mazel O, Health I. And human rights: a reflection on law and culture. *Int J Environ Res Public Health* 2018;15:789.
- 3 Australian Institute of Health and Welfare. *The health and welfare of Australia's Aboriginal and Torres Strait Islander peoples*. Canberra: AIHW, 2015.
- 4 Australian Institute of Health and Welfare(b). *Cardiovascular disease, diabetes and chronic kidney disease—Australian facts: Aboriginal and Torres Strait Islander people*. Canberra: AIHW, 2015.
- 5 Australian Institute of Health and Welfare. *Better cardiac care measures for Aboriginal and Torres Strait Islander people: third national report*. AIHW: Canberra, 2017.
- 6 ABS. *Australian Bureau of Statistics, Causes of Death, Australia, 2017*. Canberra, 2018.
- 7 Australian Institute of Health and Welfare. *Better cardiac care measures for Aboriginal and Torres Strait Islander people: second National report*. AIHW: Canberra, 2016.
- 8 Queensland Government. Interesting facts about Queensland, 2017. Available: <https://www.qld.gov.au/about/about-queensland/statistics-facts/facts> [Accessed 5 Nov 2019].
- 9 Queensland Health. *Aboriginal and Torres Strait Islander health performance, progress towards closing the health gap for Aboriginal and Torres Strait Islander people in Queensland, Q. health, editor*. Brisbane: State of Queensland (Queensland Health), 2013.
- 10 Australian Institute of Health and Welfare. *Better cardiac care measures for Aboriginal and Torres Strait Islander people: third national report*. AIHW: Canberra, 2018.
- 11 Randall DA, Jorm LR, Lujic S, et al. Disparities in revascularization rates after acute myocardial infarction between Aboriginal and non-Aboriginal people in Australia. *Circulation* 2013;127:811-9.
- 12 Taylor LK, Nelson MA, Gale M, et al. Cardiac procedures in ST-segment-elevation myocardial infarction - the influence of age, geography and Aboriginality. *BMC Cardiovasc Disord* 2020;20:224.
- 13 Randall DA, Jorm LR, Lujic S, et al. Mortality after admission for acute myocardial infarction in Aboriginal and non-Aboriginal people in New South Wales, Australia: a multilevel data linkage study. *BMC Public Health* 2012;12:281.
- 14 Zhao Y, Condon J, Lawton P, et al. Lifetime direct costs of stroke for Indigenous patients adjusted for comorbidities. *Neurology* 2016;87:458-65.
- 15 Council of Australian Governments. *National Indigenous reform agreement (closing the gap)*. Canberra: Council of Australian Governments, 2009.
- 16 Australian Government. *Closing the gap report*. Canberra, 2020.
- 17 Australian Institute of Health and Welfare. *Better cardiac care measures for Aboriginal and Torres Strait Islander people: fourth national report 2018-19*. Canberra: AIHW, 2019.
- 18 Queensland Government. *Queensland Aboriginal and Torres Strait Islander cardiac health strategy Q. health, editor*. State of Queensland (Queensland Health), 2015.
- 19 Australian Bureau of Statistics. *Population by age and sex, regions of Australia. cat. No. 3235.0*. Canberra: ABS, 2016.
- 20 Australian Institute of Health and Welfare. *Australia's health 2016*. AIHW: Canberra, 2016.



- 21 Queensland Health. *Handbook for Queensland hospital and health boards*. Second ed. Brisbane: Published by the State of Queensland (Queensland Health), 2018.
- 22 Brown A, O'Shea RL, Mott K, *et al*. Essential service standards for equitable national cardiovascular care for Aboriginal and Torres Strait Islander people. *Heart, Lung and Circulation* 2015;24:126–41.
- 23 RHD Australia. *ARF/RHD writing group) National heart Foundation of Australia and the cardiac Society of Australia and New Zealand, Australian guideline for prevention, diagnosis and management of acute rheumatic fever and rheumatic heart disease*. 2nd ed, 2012.
- 24 Sax Institute. Intro guide to sure, 2017. Available: <https://www.saxinstitute.org.au/wp-content/uploads/Intro-Guide-to-SURE-V3.0-Mar17.pdf>
- 25 Queensland Government,. *Queensland data linkage framework, S.A.a.L. unit, editor*. Queensland: State of Queensland (Queensland Health), 2016.
- 26 Australian Government. Data linking information series sheet 3: deterministic linking and linkage keys. data linking information series, 2018. Available: [https://toolkit.data.gov.au/Data\\_Linking\\_Information\\_Series\\_Sheet\\_3:\\_Deterministic\\_linking\\_and\\_linkage\\_keys.html](https://toolkit.data.gov.au/Data_Linking_Information_Series_Sheet_3:_Deterministic_linking_and_linkage_keys.html)
- 27 Australian Government. Data linking information series sheet 4: probabilistic linking. data linking information series, 2018. Available: [https://toolkit.data.gov.au/Data\\_Linking\\_Information\\_Series\\_Sheet\\_4:\\_Probabilistic\\_linking.html](https://toolkit.data.gov.au/Data_Linking_Information_Series_Sheet_4:_Probabilistic_linking.html)
- 28 Australian Government. Data linking information series sheet 5: linked data quality. data linking information series, 2018. Available: [https://toolkit.data.gov.au/Data\\_Linking\\_Information\\_Series\\_Sheet\\_5:\\_Linked\\_data\\_quality.html](https://toolkit.data.gov.au/Data_Linking_Information_Series_Sheet_5:_Linked_data_quality.html)
- 29 Connelly R, Playford CJ, Gayle V, *et al*. The role of administrative data in the big data revolution in social science research. *Soc Sci Res* 2016;59:1–12.
- 30 Health Q. *Queensland Hospital admitted patient data collection (QHAPDC) manual 2019-2020 version 1.2, statistical services branch, editor*. State of Queensland (Queensland Health), 2019.
- 31 Australian Institute of Health Welfare. *Improving Indigenous identification in mortality estimates*. Canberra: AIHW, 2019.
- 32 Australian Institute of Health Welfare,. *National best practice guidelines for data linkage activities relating to Aboriginal and Torres Strait Islander people: 2012*. Canberra: AIHW, 2012.
- 33 Australian Institute of Health and Welfare. *Towards better Indigenous health data. cat. No. IHW 93*. Canberra: AIHW, 2013.
- 34 AIHW. *Health, A.I.o. and welfare, rural, regional and remote health: a guide to remoteness classifications*. Canberra, 2004.
- 35 ABS. Statistics, A.B.o. Census of Population and Housing: Reflecting Australia - Stories from the Census, 2016, 2018. Available: <https://www.abs.gov.au/ausstats/abs@.nsw/mf/2071.0>
- 36 Quan H, Sundararajan V, Halfon P, *et al*. Coding algorithms for defining comorbidities in ICD-9-CM and ICD-10 administrative data. *Med Care* 2005;43:1130–9.
- 37 King NB, Harper S, Young ME. Use of relative and absolute effect measures in reporting health inequalities: structured review. *BMJ* 2012;345:e5774.
- 38 Noordzij M, van Diepen M, Caskey FC, *et al*. Relative risk versus absolute risk: one cannot be interpreted without the other. *Nephrol Dial Transplant* 2017;32:ii13–18.
- 39 Mnatzaganian G, Lee CMY, Robinson S, *et al*. Socioeconomic disparities in the management of coronary heart disease in 438 general practices in Australia. *Eur J Prev Cardiol* 2020:2047487320912087.
- 40 Lee CMY, Mnatzaganian G, Woodward M, *et al*. Sex disparities in the management of coronary heart disease in general practices in Australia. *Heart* 2019;105:1898–904.
- 41 Tew M, Dalziel KM, Petrie DJ, *et al*. Growth of linked hospital data use in Australia: a systematic review. *Aust Health Rev* 2017;41:394–400.