

## Research Article

# Hepatitis B Awareness among Medical Students and Their Vaccination Status at Syrian Private University

Nazir Ibrahim<sup>1</sup> and Amr Idris<sup>2</sup>

<sup>1</sup> Internal Medicine and Gastroenterology Departments, Syrian Private University, P.O. Box 36822, Damascus, Syria

<sup>2</sup> Internal Medicine Department, Syrian Private University, Mazzeh Street, P.O. Box 36822, Damascus, Syria

Correspondence should be addressed to Amr Idris; [amr-idris@hotmail.com](mailto:amr-idris@hotmail.com)

Received 16 May 2014; Revised 23 October 2014; Accepted 23 October 2014; Published 12 November 2014

Academic Editor: Piero Luigi Almasio

Copyright © 2014 N. Ibrahim and A. Idris. This is an open access article distributed under the Creative Commons Attribution License, which permits unrestricted use, distribution, and reproduction in any medium, provided the original work is properly cited.

**Background.** Hepatitis B virus (HBV) is a potentially life-threatening infection and a well-recognized occupational hazard for health-care workers including medical students. **Methods.** A cross-sectional study was conducted at Syrian Private University (SPU), Faculty of Medicine, to assess the knowledge and awareness about hepatitis B, the status of hepatitis B vaccination, and the reasons for not getting vaccinated among the first- and the fifth-year medical students. **Results.** The present study demonstrates surprising results and raises issues about the high number of medical students that are not vaccinated or not sure about their vaccination status, which puts them at a higher risk of being infected in the future. Another important issue is the medical students' overall knowledge about this life-threatening infection. The students have not been totally educated about the gravity of the situation which requires the need of further HBV education. It is highly recommended that SPU provides the HBV vaccine to all nonvaccinated students attending the faculty of medicine at no cost to encourage them to take the HBV vaccine and to reform some of its educational curriculum to effectively limit the hazardous effects of this disease and elaborate on the serious health consequences of HBV.

## 1. Introduction

Hepatitis B infection is a disease of the liver caused by the hepatitis B virus (HBV), which has a partially double-stranded circular DNA and belongs to the family Hepadnaviridae [1, 2]. Hepatitis B is a major public health concern worldwide. Approximately 30% of the world's population has been infected with HBV [3–5], and more than 350 million are chronically infected with HBV and carry high risk for cirrhosis and liver cancer [6]. At least one million people die annually from HBV related chronic liver disease [7].

HBV is transmitted by body fluids, such as blood and serum, and can exhibit vertical transmission from mother to child. Sexual transmission, vertical transmission, and unsafe injections, including intravenous drug use, are the most common routes of infection for HBV [8–12]. Household contact and occupational health-care exposure to blood products and hemodialysis are other risk factors [13–20]. Health-care workers (HCWs) are reported to have the highest occupational risk for HBV infection [21]. There are 35 million

HCWs worldwide, and percutaneous injuries have been estimated to result in approximately 66,000 hepatitis B viral infections per year [21]. Data from the United States in the 1990s showed that unvaccinated HCWs had serologic evidence of past or current HBV infection three to five times greater than the general population [22]. In Syria, there is no specific national strategy or guidelines for preventing hepatitis B infection in health-care settings [23].

A survey of the medical students showed that 30% of reported needle stick injuries occurred in the operation room [22].

The clinical manifestations and natural history of HBV infection vary with age. Clinical acute hepatitis B is more frequent in adults than children, and the probability of becoming a chronic carrier of hepatitis B is greater in children than adults: 80–90% of people perinatally infected compared to <5% of infections occurring in adults [24]. People with chronic hepatitis B have a 15% to 25% risk of dying prematurely from HBV related complications [25].

Acute hepatitis B infection is an illness that begins with prodromal symptoms like anorexia, chills, headache, nausea, vomiting, and malaise. Development of jaundice may then occur but is noted in only 30% of all patients with acute infection. Acute hepatitis B is often unrecognized in children younger than five years old.

Chronic infection with the HBV may be either asymptomatic or associated with chronic inflammation of the liver. After 10 years of chronic infection, about 20% of the patients with hepatitis B have progressed to cirrhosis and about 5% have developed HCC [26]. Chronically infected HBV patients have a 15–25% risk of dying prematurely due to HBV-related cirrhosis and HCC [27]. Hepatitis B is estimated to be the cause of 30% of cirrhosis and 53% of HCC worldwide [28]. Also of note, hepatitis B virus has been linked to membranous glomerulonephritis [29]. Given HBV and its ability to affect multiple organ systems including the liver and kidney, chronic infection is of particular concern.

Prevention is the only safe strategy against high prevalence of viral hepatitis. Having enough knowledge and proper attitudes toward this infection is cornerstones of preventing transmission. Medical students have a very important role in preventing the disease by improving the disease knowledge among themselves and the patients they treat. Safe and effective HBV vaccines have been available since 1982. The implementations of mass immunization programs have been recommended by the World Health Organization since 1991. Since its global expanded coverage, the incidence of HBV infection and liver cancer among infants, children, and adolescents has dramatically decreased. Prevention is focused on vaccination of population groups most at risk. Included in these at risk groups are persons working in the health care field. Since the early 1990's, Syria was among the first countries in the Middle East to use the second generation HBV vaccine as an integral part of the national infant immunization programs. However, in Syria, the universal vaccination of adolescents does not have the same implementation success as compared to infant vaccinations. At the Syrian medical universities including SPU, there is no requirement for the students to be hepatitis B vaccinated or to check the hepatitis B immunity status to be admitted to the medical faculty or begin training at the teaching hospitals. However, there is no information provided that the government has established the goal of eliminating hepatitis B or set a strategy that focuses exclusively or primarily on the prevention and control of viral hepatitis [23].

The aims of this study were to assess the knowledge and awareness of HBV infection and estimate the number of first- and fifth-year medical students covered by hepatitis B vaccination.

## 2. Subjects and Methods

A cross-sectional study was conducted by Internal Medicine and Gastroenterology Departments at the Syrian Private University, Damascus, Syria, in February 2014. The study targeted the first- and the fifth-year medical students at the Syrian Private University, Faculty of Medicine. The total

TABLE 1: Descriptive characteristics of the subjects included in the analyses.

Characteristics	Number of subjects (%)
Group years	
First year	64 (50%)
Fifth year	64 (50%)
Sex	
Male	80 (62.5%)
Female	48 (37.5%)

number of students enrolled at the time of the study at Syrian Private University in their first medical school year was 120 students and 80 students in their fifth medical school year. The invitation to complete the survey was sent to all the first-year medical students. The overall response was 64 students from the first-year students. Afterward, a proportionate stratified sampling was taken from the fifth-year medical students. Therefore, the overall response from both the first- and fifth-year medical students was 128.

This study was conducted to assess the students' knowledge and awareness about hepatitis B and to assess the number of students covered by hepatitis B vaccine. All students were interviewed using a structured self-completed questionnaire consisting of 20 questions. The questionnaire consisted of five sections: (1) demographic and academic characteristics; (2) HBV knowledge; (3) HBV prevention; (4) personal HBV-related health history; (5) perception of HBV vaccine and vaccination status. The language of instruction at Syrian Private University is English. Therefore, the questionnaire was given in English. All the subjects were interviewed, questions were explained and translated for all the students included in the study; and anonymity was assured. Before the distribution of the questionnaire, the objectives of the study were explained to participants, and they were informed that their participation was voluntary.

*2.1. Statistical Analysis Used.* Data was coded, entered, and analyzed using the Statistical Package for Social Science (SPSS) version 20.0 (SPSS, Chicago, IL, USA).

Ethical approval of this study was received from the Institutional Ethical Review Board of the Faculty of Medicine, Syrian Private University, Damascus, Syria.

## 3. Results

The demographic characteristics of the study sample are shown in Table 1 and Figure 1. A total of 128 students responded to the questionnaire, 80 (62.5%) males and 48 (37.5%) females. The age of the participants ranged from 17 to 25 years (mean: 21.4). All of the students were from the Faculty of Medicine and were Arabic and English speakers (100%).

The study revealed the weakness of general knowledge about hepatitis B among the junior medical students compared to those in the fifth year. As documented in Table 2, the survey showed that, out of 128 participants who completed

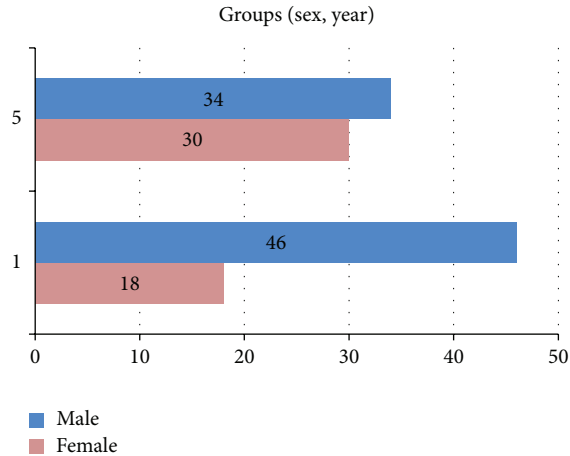


FIGURE 1: Age groups of the study sample in the first- and fifth-year medicine students.

the survey, around 92% of subjects are aware of hepatitis B infection, yet unaware of the symptoms, which is significantly associated with the academic level of the students ( $P = 0.000$ ).

The symptoms were well understood by only 37 (57.81%) and 52 (81.25%) of the first- and fifth-year medical students, respectively. In addition, 89.07% of the students did not know that chronic HBV infection is often asymptomatic and only 35.15% of all the students knew that chronic HBV infection confers a high risk of cirrhosis, liver cancer, kidney disease, and its consequences. Understanding of the symptoms and the disease consequences is significantly associated with the medical year of the students ( $P = 0.000$ ).

A remarkable difference is found between the students' knowledge of HBV concerning the causative agent and nature ( $P = 0.000$ ), in which the cause of HBV was known to only 43 (67.18%) and 64 (100%) of the first-year and fifth-year students, respectively (Figure 2).

Their knowledge about the mode of transmission was also lacking with 52 (40.62%) students unaware that contaminated blood, contaminated needles, unprotected sex with an infected person, and birth to an infected mother are all modes of HBV transmission ( $P = 0.000$ ). Only 25 (39.06%) first-year students and 49 (76.56%) of the fifth-year students are aware of all the modes of HBV transmission (Figure 3). Among 64 first-year students, only one student was aware about all risk factors including piercings, tattoos, transfusion of blood, and dental visits. This number is compared to 33 of the fifth-year students ( $P = 0.000$ ) (Figure 4).

Furthermore, out of the 128 subjects, only 43.75% of the students had taken the hepatitis B vaccine and 26.56% do not know their vaccination status. Of the first-year students, only 20 (31.25%) received the vaccine, compared to 36 (56.25%) of the fifth-year students ( $P = 0.000$ ) (Figure 5). When asked about the reasons of not taking the hepatitis B vaccine, the answers varied between "never thought of vaccination" (23.5%), "lack of motivation" (34.2%), "afraid of needles" (8%), "lack of belief" (8%), and "no need felt" (26.3%), (Figure 6).

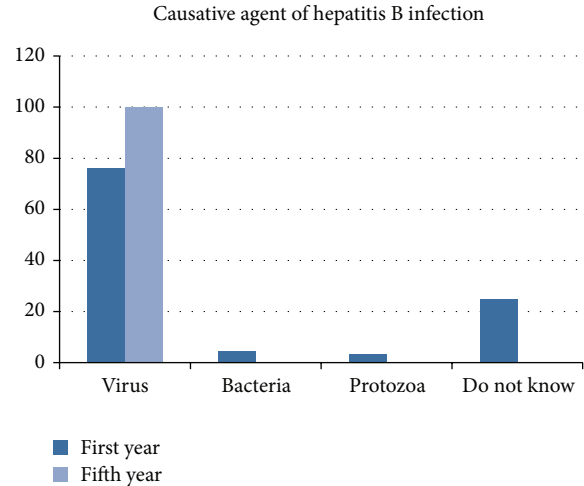


FIGURE 2: Student's knowledge about the causative agent of hepatitis B infection.

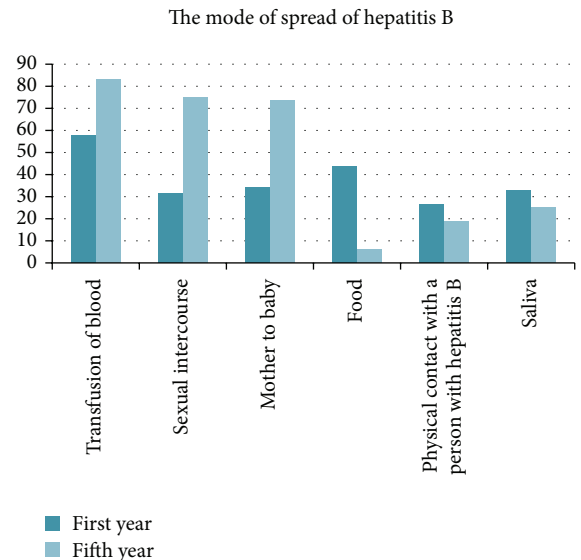


FIGURE 3: Student's knowledge about the risk factors of hepatitis B infection.

Only 16.4% of all the students have gone through the test of HBV infection. Moreover, 12.5% of the individuals did not know that receiving the hepatitis B vaccine and avoiding the reuse of needles are two of the most efficient ways to prevent HBV transmission. 50% of the first-year students are aware that doctors and medical students are more prone of getting hepatitis B via cross-infection while 92.18% of the fifth-year students are aware ( $P = 0.000$ ).

#### 4. Discussion

This study showed that the first-year medical students have poor knowledge and lack of awareness about hepatitis B, its routes of transmission, risk factors, and modes of preventions compared to the fifth-year medical students. Similarly, most

TABLE 2: Hepatitis B knowledge questions and correct responses in percentage.

Question	Correct responses (%)	First year ( <i>n</i> = 64)	Fifth year ( <i>n</i> = 64)
Have you heard of hepatitis B?	Yes: 92% No: 8%	Yes: 89.06% No: 10.94%	Yes: 96.87% No: 3.13%
Is most Chronic hepatitis b infection (A) symptomatic, (B) asymptomatic?	(A) Symptomatic: 89.07% (B) Asymptomatic: 10.93%	(A) Symptomatic: 84.38% (B) Asymptomatic: 15.62%	(A) Symptomatic: 93.75% (B) Asymptomatic: 6.25%
Are doctors and medical students more prone of getting hepatitis B via cross-infection?	Yes: 71.09% No: 28.91%	Yes: 50% No: 50%	Yes: 92.18% No: 7.82%
Does hepatitis B vaccination protect against the infection?	Yes: 89.84% No: 10.16%	Yes: 90.62% No: 9.38%	Yes: 89.06% No: 10.94%
Have you received hepatitis B vaccine before in Syria or outside Syria?	Yes: 43.75% No: 29.69% Do not know: 26.56%	Yes: 31.25% No: 18.75% Do not know: 50%	Yes: 56.25% No: 40.62% Do not know: 3.13%
What is ideal age of vaccination?	(A) Infancy: 55.46% (B) Youth: 32.03% (C) Adulthood: 12.5%	(A) Infancy: 51.56% (B) Youth: 42.18% (C) Adulthood: 4.68%	(A) Infancy: 59.37% (B) Youth: 21.87% (C) Adulthood: 20.31%
What is the reason behind not being vaccinated?	(A) Lack of motivation: 34.20% (B) No need felt: 26.30% (C) Never thought of vaccination: 23.50% (D) Lack of belief: 8% (E) Fear of injection: 8%	(A) 16.6% (B) 33.33% (C) 25% (D) 16.6% (E) 8.33%	(A) 42.3% (B) 23.07% (C) 23.07% (D) 3.84% (E) 7.69%
Should hepatitis patients be allowed to work?	Yes: 47.65% No: 32.03% Do not Know: 20.31%	Yes: 29.68% No: 46.87% Do not know: 23.43%	Yes: 65.63% No: 17.18% Do not know: 17.18%
What is the causative agent of hepatitis B?	(A) Virus: 83.6% (B) Bacteria: 2.34% (C) Protozoa: 1.56% (D) Do not know: 12.53%	(A) Virus: 67.18% (B) Bacteria: 4.68% (C) Protozoa: 3.12% (D) Do not know: 25%	(A) Virus: 100% (B) Bacteria: 0% (C) Protozoa: 0% (D) Do not know: 0%
What is the mode of spread of hepatitis B?	(A) Transfusion of blood: 70.3% (B) Sexual intercourse: 53.12% (C) Mother to her baby: 53.9% (D) Food: 25% (E) Physical contact with a person with hepatitis B: 22.65% (F) Saliva: 28.9%	(A) 57.81% (B) 31.25% (C) 34.37% (D) 43.75% (E) 26.56% (F) 32.81%	(A) 82.81% (B) 75% (C) 73.43% (D) 6.25% (E) 18.75% (F) 25%
What are the risk factors that may be the cause of hepatitis B?	(A) Smoking: 10.15% (B) Alcohol: 30.46% (C) Piercing and tattoo: 62.5% (D) Blood transfusion: 72.65% (E) Dental visits: 57% (F) Eating from contaminated food: 33.59% (G) Drinking from contaminated drinks: 25%	(A) 17.18% (B) 45.31% (C) 45.31% (D) 51.56% (E) 40.6% (F) 62.5% (G) 46.87%	(A) 3.12% (B) 15.62% (C) 79.68% (D) 93.75% (E) 73.43% (F) 4.68% (G) 3.12%
Do hepatitis B infections cause the following sings and symptoms?	(A) Fever: 19.5% (B) Loss of appetite: 13.28% (C) Nausea: 11.7% (D) Vomiting: 10.15% (E) Jaundice: 22.66% (F) All of the above: 69.53%	(A) 28.12% (B) 17.18% (C) 17.18% (D) 14.06% (E) 32.81% (F) 57.81%	(A) 10.93% (B) 9.37% (C) 6.25% (D) 6.25% (E) 12.5% (F) 81.25%

TABLE 2: Continued.

Question	Correct responses (%)	First year (n = 64)	Fifth year (n = 64)
What does chronic hepatitis B infection lead to?	(A) Liver disease: 48.44%	(A) 57.81%	(A) 39.06%
	(B) Cirrhosis: 45.31%	(B) 51.56%	(B) 39.06%
	(C) Kidney disease: 4.69%	(C) 7.81%	(C) 1.56%
	(D) Liver cancer: 27.34%	(D) 18.75%	(D) 35.93%
	(E) All of the above: 35.15%	(E) 15.62%	(E) 54.68%
	(F) None of the above: 2.34%	(F) 4.68%	(F) 0%
Is hepatitis B infection preventable or not?	Ye: 87.5% No: 12.5%	Yes: 92.18% No: 7.82%	Yes: 82.81% No: 17.19%
Have you ever been tested for hepatitis B?	Yes: 16.4% No: 83.6%	Yes: 21.87% No: 78.13%	Yes: 26.56% No: 73.44%
Have you ever been diagnosed with any liver disease before?	Yes: 15.63% No: 84.37%	Yes: 23.44% No: 76.56%	Yes: 7.82% No: 92.18%

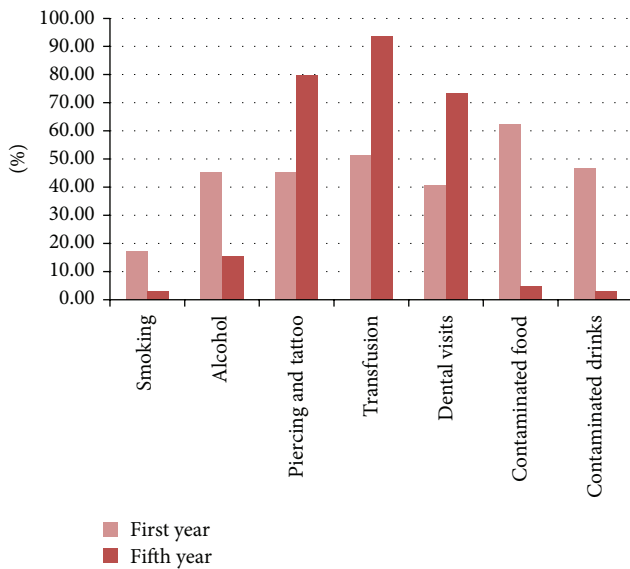


FIGURE 4: Student’s knowledge about routes of transmission of hepatitis B Virus.

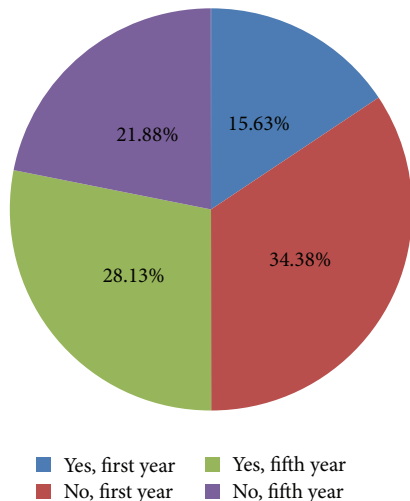


FIGURE 5: Number of students who received the hepatitis B vaccine.



FIGURE 6: The reason behind not being vaccinated against hepatitis B Virus.

of the first-year students 63 (98.44%) were not vaccinated against hepatitis B, which makes them vulnerable to the disease. Interestingly, the main reason for not being vaccinated is the lack of motivation (34.2%). However, the survey also shows that most of the students (92%) were aware of hepatitis.

The present study demonstrates surprising results and raises issues about the high number of medical students that are not vaccinated or not sure about their vaccination status. According to a recent study on medical students by Al-Ghamdi, anti-HBs levels were significantly low in many students after their primary immunization. Therefore, testing medical students for anti-HBs levels may be warranted as they represent a high-risk population [30]. Another important issue also rises about the medical students’ knowledge about this life-threatening infection and the need of further HBV education. Therefore, it is highly recommended that the SPU makes reforms to its educational curriculum to promote

awareness among the medical students. One important realization from this study is that education is necessary. As students play an important role in dissemination of knowledge and raising awareness among their communities, more educational efforts should be exerted on the students themselves for the importance of viral hepatitis, and SPU must participate more in national/regional/international meetings about hepatitis in order to contribute to the prevention of viral hepatitis. Furthermore, educational initiatives should also be focused toward avoiding infection and seeking care in case of exposure to infected body fluids.

Another suggestion for a new initiative could be providing free HBV vaccines to all the nonvaccinated students attending medical faculty to encourage universal vaccinations for all students upon their entry. Future studies may be directed at measuring the hepatitis B antibody titers and evaluating the response to the hepatitis B vaccine among the medical students.

### Conflict of Interests

The authors declare that there is no conflict of interests regarding the publication of this paper.

### Acknowledgment

The authors are very grateful to the students who participated in the study and helped collect the data.

### References

- [1] W. F. Carman and H. C. Thomas, "Genetic variation in hepatitis B virus," *Gastroenterology*, vol. 102, no. 2, pp. 711–719, 1992.
- [2] N. Gitlin, "Hepatitis B: diagnosis, prevention, and treatment," *Clinical Chemistry*, vol. 43, no. 8, pp. 1500–1506, 1997.
- [3] A. J. Zuckerman, "More than third of world's population has been infected with hepatitis B virus," *British Medical Journal*, vol. 318, no. 7192, article 1213, 1999.
- [4] World Health Organization, "The world health report 1996. Fighting disease. Fostering development," Executive Summary, World Health Organization, Geneva, Switzerland, 1996.
- [5] M. J. Alter, "Epidemiology and prevention of hepatitis B," *Seminars in Liver Disease*, vol. 23, no. 1, pp. 39–46, 2003.
- [6] D. Lavanchy, "Hepatitis B virus epidemiology, disease burden, treatment, arid current and emerging prevention and control measures," *Journal of Viral Hepatitis*, vol. 11, no. 2, pp. 97–107, 2004.
- [7] Z. Sun, L. Ming, X. Zhu, and J. Lu, "Prevention and control of hepatitis B in China," *Journal of Medical Virology*, vol. 67, no. 3, pp. 447–450, 2002.
- [8] M. J. Alter, J. Ahtone, I. Weisfuse, K. Starko, T. D. Vacalis, and J. E. Maynard, "Hepatitis B virus transmission between heterosexuals," *The Journal of the American Medical Association*, vol. 256, no. 10, pp. 1307–1310, 1986.
- [9] L. A. Kingsley, C. R. Rinaldo Jr., D. W. Lyter, R. O. Valdiserri, S. H. Belle, and M. Ho, "Sexual transmission efficiency of hepatitis B virus and human immunodeficiency virus among homosexual men," *The Journal of the American Medical Association*, vol. 264, no. 2, pp. 230–234, 1990.
- [10] R. P. Beasley, C. Trepo, C. E. Stevens II, and W. Szmunes, "The e antigen and vertical transmission of hepatitis B surface antigen," *The American Journal of Epidemiology*, vol. 105, no. 2, pp. 94–98, 1977.
- [11] A. Kane, J. Lloyd, M. Zaffran, L. Simonsen, and M. Kane, "Transmission of hepatitis B, hepatitis C and human immunodeficiency viruses through unsafe injections in the developing world: model-based regional estimates," *Bulletin of the World Health Organization*, vol. 77, no. 10, pp. 801–807, 1999.
- [12] B. Broers, C. Junet, M. Bourquin, J.-J. Déglon, L. Perrin, and B. Hirschel, "Prevalence and incidence rate of HIV, hepatitis B and C among drug users on methadone maintenance treatment in Geneva between 1988 and 1995," *AIDS*, vol. 12, no. 15, pp. 2059–2066, 1998.
- [13] A. Vegnente, R. Iorio, S. Guida, and L. Cimmino, "Chronicity rate of hepatitis B virus infection in the families of 60 hepatitis B surface antigen positive chronic carrier children: role of horizontal transmission," *European Journal of Pediatrics*, vol. 151, no. 3, pp. 188–191, 1992.
- [14] J. L. Lauer, N. A. VanDrunen, J. W. Washburn, and H. H. Balfour Jr., "Transmission of hepatitis B virus in clinical laboratory areas," *Journal of Infectious Diseases*, vol. 140, no. 4, pp. 513–516, 1979.
- [15] D. J. Hu, M. A. Kane, and D. L. Heymann, "Transmission of HIV, hepatitis B virus, and other bloodborne pathogens in health care settings: a review of risk factors and guidelines for prevention," *Bulletin of the World Health Organization*, vol. 69, no. 5, pp. 623–630, 1991.
- [16] J. F. Fernandes, R. F. S. Braz, F. A. V. Neto, M. A. Silva, N. F. Costa, and A. M. Ferreira, "Prevalence of serologic markers of hepatitis B virus in hospital personnel," *Revista de Saúde Pública*, vol. 33, no. 2, pp. 122–128, 1999.
- [17] M. Colombo, S. Oldani, M. F. Donato et al., "A multicenter, prospective study of posttransfusion hepatitis in Milan," *Hepatology*, vol. 7, no. 4, pp. 709–712, 1987.
- [18] R. Saxena, V. Thakur, B. Sood, R. C. Guptan, S. Gururaja, and S. K. Sarin, "Transfusion-associated hepatitis in a tertiary referral hospital in India. A prospective study," *Vox Sanguinis*, vol. 77, no. 1, pp. 6–10, 1999.
- [19] S. V. Williams, J. C. Huff, E. J. Feinglass, M. B. Gregg, M. H. Hatch, and J. M. Matsen, "Epidemic viral hepatitis, type B, in hospital personnel," *The American Journal of Medicine*, vol. 57, no. 6, pp. 904–911, 1974.
- [20] V. A. Mioli, E. Balestra, L. Bibiano et al., "Epidemiology of viral hepatitis in dialysis centers: a national survey," *Nephron*, vol. 61, no. 3, pp. 278–283, 1992.
- [21] A. Prüss-Üstün, E. Rapiti, and Y. Hutin, "Estimation of the global burden of disease attributable to contaminated sharps injuries among health-care workers," *The American Journal of Industrial Medicine*, vol. 48, no. 6, pp. 482–490, 2005.
- [22] J. L. Gerberding, "Incidence and prevalence of human immunodeficiency virus, hepatitis B virus, hepatitis C virus, and cytomegalovirus among health care personnel at risk for blood exposure: final report from a longitudinal study," *Journal of Infectious Diseases*, vol. 170, no. 6, pp. 1410–1417, 1994.
- [23] World Health Organization, "Global policy report on the prevention and control of viral hepatitis in WHO Member States," Tech. Rep., World Health Organization, Geneva, Switzerland, 2013.
- [24] B. J. McMahon, W. L. M. Alward, D. B. Hall et al., "Acute hepatitis B virus infection: relation of age to the clinical

- expression of disease and subsequent development of the carrier state," *Journal of Infectious Diseases*, vol. 151, no. 4, pp. 599–603, 1985.
- [25] K. C. Hyams, "Risks of chronicity following acute hepatitis B virus infection: a review," *Clinical Infectious Diseases*, vol. 20, no. 4, pp. 992–1000, 1995.
- [26] K. Ikeda, S. Saitoh, Y. Suzuki et al., "Disease progression and hepatocellular carcinogenesis in patients with chronic viral hepatitis: a prospective observation of 2215 patients," *Journal of Hepatology*, vol. 28, no. 6, pp. 930–938, 1998.
- [27] R. P. Beasley and L. Y. Hwang, "Overview of the epidemiology of hepatocellular carcinoma," in *Viral Hepatitis and Liver Disease: Proceedings of the International Symposium on Viral Hepatitis and Liver Disease: Contemporary Issues and Future Prospects*, F. B. Hollinger, S. M. Lemon, and H. S. Margolis, Eds., pp. 532–535, Williams & Wilkins, Baltimore, Md, USA, 1991.
- [28] J. F. Perz, G. L. Armstrong, L. A. Farrington, Y. J. F. Hutin, and B. P. Bell, "The contributions of hepatitis B virus and hepatitis C virus infections to cirrhosis and primary liver cancer worldwide," *Journal of Hepatology*, vol. 45, no. 4, pp. 529–538, 2006.
- [29] *Hepatitis B Vaccine*, Hepatitis B Foundation, Doylestown, Pa, USA, 2009.
- [30] S. S. Al Ghamdi, H. I. Fallatah, D. M. Fetyani, J. A. Al-Mughales, and A. T. Gelaidan, "Long-term efficacy of the hepatitis B Vaccine in a high-risk group," *Journal of Medical Virology*, vol. 85, no. 9, pp. 1518–1522, 2013.