


RESEARCH

Open Access



Case fatality inequalities of critically ill COVID-19 patients according to patient-, hospital- and region-related factors: a French nationwide study

Antoine Guillon¹ , Emeline Laurent^{2,3}, Antoine Duclos^{4,5}, Lucile Godillon², Pierre-François Dequin¹, Nelly Agrinier⁶, Antoine Kimmoun⁷ and Leslie Grammatico-Guillon^{2,8*}

Abstract

Background: The COVID-19 sanitary crisis inflicted different challenges regarding the reorganization of the human and logistic resources, particularly in intensive care unit (ICU). Interdependence between regional pandemic burden and individual outcome remains unknown. The study aimed to assess the association between ICU bed occupancy and case fatality rate of critically ill COVID-19 patients.

Methods: A cross-sectional study was performed in France, using the national hospital discharge database from March to May, 2020. All patients admitted to ICU for COVID-19 were included. Case fatality was described according to: (i) patient's characteristics (age, sex, comorbid conditions, ICU interventions); (ii) hospital's characteristics (baseline ICU experience assessed by the number of ICU stays in 2019, number of ICU physicians per bed), and (iii) the regional outbreak-related profiles (workload indicator based on ICU bed occupancy). The determinants of lethal outcome were identified using a logistic regression model.

Results: 14,513 COVID-19 patients were admitted to ICU; 4256 died (29.3%), with important regional inequalities in case fatality (from 17.6 to 33.5%). Older age, multimorbidity and clinical severity were associated with higher mortality, as well as a lower baseline ICU experience of the health structure. Regions with more than 10 days with $\geq 75\%$ of ICU occupancy by COVID-19 patients experienced an excess of mortality (up to adjusted OR = 2.2 [1.9–2.6] for region with the highest occupancy rate of ICU beds).

Conclusions: The regions with the highest burden of care in ICU were associated with up to 2.2-fold increase of death rate.

Keywords: COVID-19, ICU, Determinant of lethal outcomes

Introduction

The COVID-19 has been recently called a *syndemic* [1, 2]. This concept aims to describe how COVID-19 spreads with pre-existing conditions, but also how it is driven

by larger political, economic, and social factors [1, 3]. To reconfigure conventional understanding of COVID-19 mortality, we should integrate healthcare contexts in which it occurred. In France, from March to May 2020, the COVID-19 outbreak massively affected the country, but with substantial differences in regional incidence ranges. Metropolitan France (i.e., on the European continent) is divided into 13 administrative regions, sharing the same universal healthcare system. The French

*Correspondence: leslie.guillon@univ-tours.fr

² Epidemiology Unit EpiDclIC, Service of Public Health, Tours University Hospital, 2 Bd Tonnellé, 37044 Tours Cedex 9, France
Full list of author information is available at the end of the article

healthcare system is a universal service for every citizen, irrespective of wealth, age or social status, made up of a fully integrated network of public and private hospitals, and other medical service providers.

The SARS-CoV2 virus, equally virulent intrinsically in these 13 regions, brought the similar clinical presentation, suggesting that each critically ill patient in France had theoretically the same risk of surviving or dying. However, a more nuanced approach is needed because this threat had inflicted different challenges regarding the reorganization of the human and logistic resources, particularly in intensive care unit (ICU) hospitalizations for advanced monitoring and live support. High burden on the healthcare system has already been observed in France in responding to terrorist attack but on a short period and in a restricted area [4]. This time and without any precedent, the healthcare system has been overwhelmed in some French regions, the number of critical care beds and dedicated health workers being a critical factor [5]. The ICU bed occupancy, defined as the number of critically ill COVID-19 patients divided by the number of ICU beds, has emerged as a dynamic workload indicator to assess the ICU burden. However, the number of ICU beds was difficult to establish because there was a constant flow of ICU reorganization (i.e., expansion of ICU beds, novel ICU locations within hospital or in pop-up hospital). Thus, the ICU occupancy was defined based on the ICU bed resource that was present before the pandemic [6]. Whether the outcome of critically ill patient was affected by the ICU occupancy is unknown. Mortality rate was higher within ICUs located in Paris and the northeast regions but the direct influence of logistic and organizational aspects, along with the incidence rates, on patient outcomes has not been proven [5]. We need to take a more *holistic* approach including the environmental factors such as hospital structures and region-related factors, to improve the comprehension of outcome of critically ill COVID-19 patients. The objective of the study was to assess the impact of ICU bed occupancy on case fatality rate of critically ill COVID-19 patients.

Methods

Study design and data collection

A cross-sectional study, using medico-administrative data from the exhaustive French hospital discharge database (HDD) (*Programme de Médicalisation des Systèmes d'Information—PMSI*) was performed with the data available on the national dedicated French secured platform (*Agence Technique de l'Information sur l'Hospitalisation—ATIH*). In France, it is mandatory to report data from all hospital stays at public and private hospitals. All information from reported hospitalizations is stored in the HDD as medical codes [International Classification of Diseases,

Tenth Revision (ICD-10)]. All patients are assigned a unique identification number, allowing the same individual to be followed over time. The encrypted anonymized patient number, allowing the estimation of pre-existing comorbidities based on their 2-year anteriority (PMSI 2018-19) [7–9].

Patients were included according to the following inclusion criteria: adults (≥ 18 years old), admitted to one French ICU (public or private sector), between March, 1st and May 31st 2020, with at least one night spent in ICU (including ICU and step-down units), and at least one ICD-10 diagnosis code of COVID-19 whatever their position in the hospital stay resume (Additional files 1, 2: Supplementary data).

Socio-demographic and clinical data related to these patients were extracted from the French HDD. Hospital and regional data were selected in the administrative section of the HDD from the *Statistique Annuelle des Etablissements (SAE)* available through the *ATIH* secured platform [6]. In case of transfer, the region retained for the analyses was the one with the longest ICU stay.

Variables of interest

Outcomes of COVID-19 patients hospitalized in ICU in France were analyzed according to three levels of variables:

Level 1—Patient characteristics: vital status at the end of the hospital stay (primary outcome), sociodemographics characteristics (age, sex), comorbid conditions (Additional files 1, 2), SAPS II (Simplified Acute Physiology Score II) at the first admission in the ICU (missing data if score < 5 , $n = 281$), and specific care supports: mechanical ventilation (invasive or non-invasive, with/without prone position), renal replacement therapy, extra-corporeal membrane oxygenation, vasoactive treatments.

Level 2—Hospital characteristics: type of hospital (teaching or regional hospitals, local or private or mixed sector facilities), baseline ICU experience (approximated by the number of adult ICU stays in the hospital in 2019—before the pandemic), and number of ICU physicians per healthcare facility (expressed as the ratio of ICU physicians in 2019 divided by the number of ICU beds in the hospital).

Level 3—Regional characteristics: workload indicator based on the French indicator of ICU burden defined as the number of days with 75% or more of the ICU beds at baseline (before the COVID crisis) occupied by COVID-19 patients in the region, estimated per day over the study period.

Statistical methods

The continuous variables were described by their mean \pm standard deviation (SD), whereas the qualitative variables were described with effectives and percentages. A description of the variables of interest was performed for the overall population, and then stratified according to: (i) the region of the longest COVID-19 ICU stay and (ii) the

vital status at the end of the last COVID-19 ICU stay during the study period.

To identify the risk factors associated with the ICU case fatality, first, bivariate analyses were performed with the variables of interest above. Second, a logistic regression model was carried out, including variables with $p < 0.2$ in bivariate analysis, as well as variables considered as clinically relevant. Third, a descending stepwise process was used to select the final model of logistic regression, including all the statistically significant variables at the threshold $p < 0.05$. All variables, including those related to the patient, hospital and region, were included in the same model. Analyses were performed using SAS Enterprise Guide 71 64-bit (SAS Institute Inc., Cary, NC, USA), version available on the *ATIH* website at the moment of the analyses.

Ethical approval

No nominative, sensitive or personal data of patients have been collected. Our study involved the reuse of already recorded and anonymized data. The study falls within the scope of the French Reference Methodology MR-005 (declaration 2205437 v 0, August 22nd, 2018, subscribed by the Teaching Hospital of Tours), which require neither information nor consent of the included individuals. This study was consequently registered with the French Data Protection Board (*CNIL* MR-005 number #2018160620).

Results

We identified 14,513 adult patients with at least one ICU stay attributed to COVID-19, among 58,033 total ICU patients from March, 1st to May, 31st 2020. Critically ill COVID-19 patients represented 25% of all ICU-hospitalized patients in France during this period. However, important differences were observed at the regional level (Table 1): French administrative regions localized on the West part of the country (*Bretagne, Pays de la Loire, Nouvelle Aquitaine*) had 10 to 12% COVID-19 patients admitted to ICUs whereas this ratio reached 39 to 42% in North-East region (*Grand Est*) and in Paris with the surrounding area (*Ile-de-France*). Moreover, the occupancy of ICU beds by COVID-19 patients varied widely over time (Fig. 1). A simultaneous peak around April 1st was observed in all regions but with large differences in intensity and duration among them, whereas the patients' characteristics were broadly similar across the country (Table 1). The patients were mainly male (78%; sex ratio 2.5), with a mean age of 63 ± 13 years old and 80.9% had at least one comorbid condition, the most frequent being high blood pressure, chronic heart diseases and diabetes mellitus (Table 1). The initial SAPS II was $39.5 (\pm 17)$ in France with little variability between regions (lowest value 36.0 ± 15.3 ; highest value 41.5 ± 17.4). The specific care supports were invasive mechanical ventilation for 68.1% of the cases and vasopressors for 58.8% (Table 1).

Eventually, 4,256 COVID-19 patients died during their hospital stay, representing a 29.3% case fatality rate, varying from 17.6% to 33.5% according to the administrative region (Fig. 2A) and from 20.0% to 38.1% according to the period (Fig. 2B).

The factors significantly associated with the case fatality in the adjusted analyses are presented in Table 2 (all the variables initially tested are presented in Additional file 2: Table S1; all the variables ultimately included in the final model are presented in Table 2).

At the patient level, the risk of death increased with age (odds ratio [OR]: 2.5 [2.3–2.8] for patients of 65 to 79 years old and OR: 10.2 [8.7–12.0] for patients over 80 years old), SAPS II and comorbid conditions (Table 2).

At the hospital level, the previous experience of the health structure, assessed by the number of 2019 ICU hospitalizations, was significantly associated with the case fatality in the adjusted analyses. Healthcare facilities with less than 1000 ICU stays in 2019 were associated with a higher risk of death for patients admitted to ICU for COVID-19 (Table 2).

At the regional level, we observed an exposure–response relationship between ICU bed occupancy and case fatality rate: adjusted OR were 1.2 [1.0–1.5], 1.5 [1.2–1.7], 2.2 [1.9–2.6] for patients hospitalized in regions from 10–19 days up to ≥ 30 days of high occupancy rate of ICU beds, as compared with regions with less than 10 days of high bed occupancy rate of ICU beds (Table 2).

Discussion

In this study, we found that the overall death rate of COVID-19 patients hospitalized in ICU during the first outbreak in France was 29.3%, but that masked tremendous inequalities at the regional level. We demonstrated that the burden of the COVID-19 crisis at the regional level (assessed by the ICU bed occupancy) was associated with higher COVID-19 mortality rate. We also demonstrated that the experience of the hospital structures (e.g., number of ICU hospitalizations in the previous year) was statistically associated with COVID-19 mortality rate. Our approach differed from conventional understanding of diseases based on patients' characteristics and severity at presentation; instead, we investigated how healthcare organization and immediate logistic resources affected the death rate in critically ill COVID-19 patients. Results from our study showed that French regions that were overwhelmed by the COVID-19 sanitary crisis had a twofold increase in adjusted case fatality rate.

All levels components (patient, hospital, and region) were independently associated with mortality. At the patient's level, expected results were observed: aging had the strongest association with lethal outcome [7, 8, 10]; multimorbidity and severity at presentation (SAPS II) were also linked

Table 1 Characteristics of COVID-19 patients admitted in the ICU, according to the French administrative region, March, 1st to May, 31st 2020

Population 2017 (n)	Overall population		Auvergne-Rhône-Alpes		Bourgogne-Franche-Comté		Bretagne		Centre-Val de Loire		Corse		Grand Est	
	n	(%)	n	(%)	n	(%)	n	(%)	n	(%)	n	(%)	n	(%)
Patient in ICU—all causes (n)	58,033		6,942	19.6%	2,235	26.0%	2166	18.1%	1,831	20.2%	202	11.8%	410	22.4%
Critically ill COVID-19 patients in ICU (n, %)	14,513	25.0%	1,358	9.3%	580	4.0%	256	1.8%	410	2.8%	44	0.3%	2130	14.7%
Age class (n, %)														
< 65 y.o.	7145	49.2%	521	38.4%	213	36.7%	110	36.7%	182	43.0%	14	4.4%	928	31.8%
65–79 y.o.	6280	43.3%	698	51.4%	299	51.6%	129	51.6%	196	50.4%	25	47.8%	1066	56.8%
≥ 80 y.o.	1088	7.5%	139	10.2%	68	11.7%	17	6.6%	32	8.0%	5	1.4%	136	6.4%
Age (mean ± s.d.)	63 ± 13		65.9 ± 12.4		66.9 ± 11.5		63.4 ± 13.3		64.2 ± 12.6		67.2 ± 13.2		64.4 ± 11.9	
Sex ratio (M/F)	2.5		2.7		2.3		2.4		2.3		2.4		2.6	
SAPS II (mean ± s.d.)	39.47 ± 17		38.85 ± 16.1		41.46 ± 15.6		37.69 ± 16.6		37.73 ± 15.9		39.91 ± 15.3		42.09 ± 17.4	
Comorbidities (n, %)	11,739	80.9%	1,132	83.4%	494	85.2%	196	76.6%	356	86.8%	33	75.0%	1,782	83.7%
High blood pressure	7,131	49.1%	695	51.2%	293	50.5%	122	47.7%	229	55.9%	16	36.4%	1,158	54.4%
Chronic heart disease	4,971	34.3%	545	40.1%	243	41.9%	84	32.8%	157	38.3%	14	31.8%	893	41.9%
Diabetes	4,487	30.9%	447	32.9%	189	32.6%	73	28.5%	150	36.6%	8	18.2%	667	31.3%
Obesity	3,549	24.5%	328	24.2%	139	24.0%	59	23.0%	129	31.5%	5	11.4%	563	26.4%
Cancer	3,078	21.2%	370	27.2%	174	30.0%	64	25.0%	128	31.2%	14	31.8%	567	26.6%
Chronic renal disease	2,352	16.2%	310	22.8%	93	16.0%	46	18.0%	84	20.5%	4	9.1%	448	21.0%
Chronic pulmonary disease	1,913	13.2%	218	16.1%	96	16.6%	34	13.3%	75	18.3%	6	13.6%	319	15.0%
Neurological disease	1,120	7.7%	166	12.2%	64	11.0%	12	4.7%	33	8.0%	2	4.5%	204	9.6%
Chronic liver disease	1,046	7.2%	102	7.5%	41	7.1%	16	6.3%	35	8.5%	1	2.3%	184	8.6%
ICU specific care supports (n, %)														
Central venous catheter	7,407	51.0%	697	51.3%	258	44.5%	137	53.5%	215	52.4%	25	56.8%	1,389	65.2%
Continuous hemodynamic monitoring	7,601	52.4%	774	57.0%	225	38.8%	114	44.5%	238	58.0%	30	68.2%	1,319	61.9%
Vasoactive treatment*	8,528	58.8%	772	56.8%	367	63.3%	142	55.5%	230	56.1%	16	36.4%	1,438	67.5%
Renal replacement therapy	2,165	14.9%	212	15.6%	64	11.0%	31	12.1%	49	12.0%	3	6.8%	259	12.2%
ECMO	587	4.0%	25	1.8%	13	2.2%	6	2.3%	13	3.2%	2	4.5%	82	3.8%
Mechanical ventilation** (n, %)														
Non invasive/high flow oxygenotherapy	6,546	45.1%	664	48.9%	241	41.6%	105	41.0%	191	46.6%	16	36.4%	824	38.7%
Invasive	9,885	68.1%	866	63.8%	430	74.1%	165	64.5%	276	67.3%	21	47.7%	1,652	77.6%
Invasive with prone position	5,534	38.1%	534	39.3%	257	44.3%	101	39.5%	165	40.2%	14	31.8%	967	45.4%
Death (n, %)	4,256	29.3%	347	25.6%	175	30.2%	45	17.6%	87	21.2%	12	27.3%	660	31.0%
Population 2017 (n)	6,003,815		12,174,880		3,330,478		5,956,039		5,845,209		3,757,600		5,030,906	
Patient in ICU—all causes (n)	5,464		13,620		2,451		4,833		5,142		2,964		4,683	

Table 1 (continued)

	Hauts-de-France	Ile-de-France	Normandie	Nouvelle-Aquitaine	Occitanie	Pays de la Loire	Provence-Alpes-Côte D'azur
Population 2017 (n)	6,003,815	12,174,880	3,330,478	5,956,039	5,845,209	3,757,600	5,030,906
Critically ill COVID-19 patients in ICU (n, %)	1333	5650	387	503	667	355	840
Age class (n, %)							
<65 y.o	624	3321	177	248	286	170	351
65-79 y.o	579	2016	180	212	318	166	396
≥80 y.o	130	313	30	43	63	19	93
Age (mean ± s.d.)	63.9 ± 12.9	61 ± 13.2	63.6 ± 12.2	63.7 ± 12.6	64.2 ± 13.3	62.4 ± 13.2	65.3 ± 13.2
Sex ratio (M/F)	2.3	2.6	2.4	2.5	2.3	2.7	2.3
SAPS II (mean ± s.d.)	41.79 ± 18.6	38.76 ± 17.2	36.81 ± 14.8	39.5 ± 18.2	37.19 ± 16.1	35.95 ± 15.3	39.27 ± 15.6
Comorbidities (n, %)							
High blood pressure	1151	4364	326	403	537	285	680
Chronic heart disease	740	2571	207	236	306	154	404
Diabetes	524	1505	140	199	245	99	323
Obesity	413	1746	115	135	187	87	270
Cancer	358	1286	117	121	165	88	191
Chronic renal disease	420	666	78	116	186	82	213
Chronic pulmonary disease	266	627	57	85	139	51	142
Neurological disease	209	535	55	82	110	34	140
Chronic liver disease	102	301	16	60	75	26	59
ICU specific care supports (n, %)							
Central venous catheter	130	352	21	31	52	22	59
Continuous hemodynamic monitoring	695	2700	197	284	322	161	327
Vasoactive treatment*	799	2726	198	318	368	144	348
Renal replacement therapy	746	3234	243	315	369	192	464
ECMO	212	1007	50	57	77	46	98
Mechanical ventilation** (n, %)	52	306	10	7	17	20	34
Non invasive/high flow oxygenotherapy	696	2450	229	229	339	99	463
Invasive	849	3823	278	334	419	242	530
Invasive with prone position	389	2158	143	143	224	137	302
Death (n, %)	406	1894	98	93	151	80	208

*Dobutamine, dopamine, epinephrine, norepinephrine

**One patient can have both invasive and non-invasive mechanical ventilation during their ICU stay

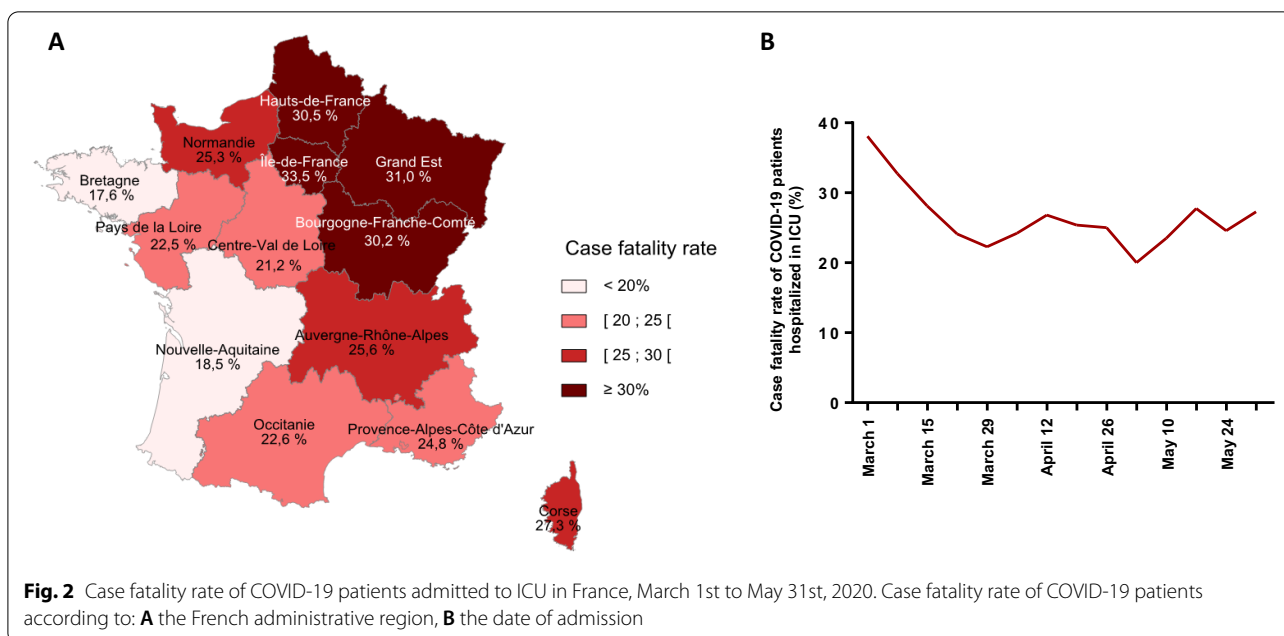
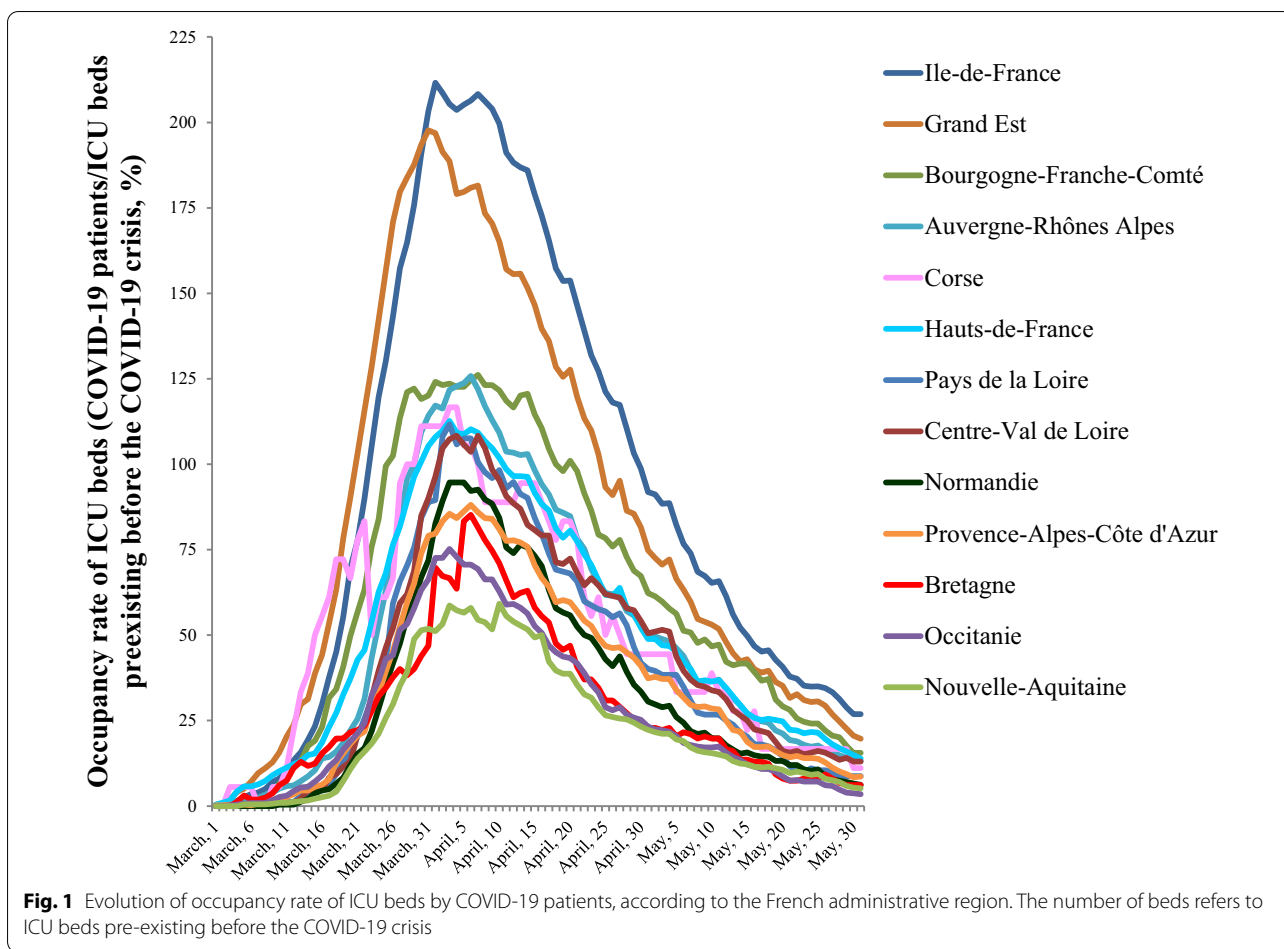


Table 2 Factors associated with case fatality in COVID-19 patients admitted in the ICU in France, March, 1st to May, 31st 2020, analyzed by logistic regression model

	Univariate	Multivariate		
	N = 14,513	N = 14,232		
	p	Adjusted OR	95% CI	p
<i>Patient level</i>				
<i>Age</i>				
< 65 y-o	<.0001	Ref		
65–79 y-o		2.5	[2.3–2.8]	<.0001
≥ 80 y-o		10.2	[8.7–12]	<.0001
<i>Sex</i>				
Female	0.0009	1.1	[1–1.2]	0.16
<i>SAPS II*</i>				
< 30	<.0001	Ref		
[30–40]		1.4	[1.3–1.6]	<.0001
≥ 40		2.3	[2.1–2.6]	<.0001
<i>Comorbid conditions</i>				
0	<.0001	Ref		
1		1.0	[0.9–1.2]	0.9
2		1.0	[0.9–1.1]	1.0
≥ 3		1.2	[1.0–1.3]	0.01
<i>ICU specific care supports</i>				
Invasive ventilation	<.0001	1.7	[1.5–1.9]	<.0001
Vasoactive treatment**	<.0001	1.7	[1.5–1.9]	<.0001
Renal replacement therapy	<.0001	2.9	[2.6–3.2]	<.0001
ECMO	<.0001	2.9	[2.4–3.5]	<.0001
<i>Hospital level</i>				
Number of ICU stays in hospital 2019, age ≥ 18 y-o***				
< 100	0.003	1.3	[1.1–1.4]	<.0001
[1000–2000]		1.0	[0.9–1.2]	0.73
≥ 2000		Ref		
<i>Regional level</i>				
Number of days with 75% or more of ICU beds occupied by COVID-19 patients				
< 10 days	<.0001	Ref		
10–19 days		1.2	[1.0–1.5]	0.03
20–29 days		1.5	[1.2–1.7]	<.0001
≥ 30 days		2.2	[1.9–2.6]	<.0001

*Missing data SAPS II n = 281

**Dobutamine, dopamine, epinephrine, norepinephrine

***For hospitals with several ICUs, all ICU stays were included

with mortality [11]. At the regional level, the ICU bed occupancy rate was used as a surrogate of the importance of the sanitary crisis, and of ICU burden in particular. The majority of French regions have experienced occupancy rates

superior to 100% of pre-existing bed capacity, demonstrating an extraordinary expansion of ICU beds by implementation of new ICU locations, within hospital or in pop-up hospital. For example in the *Grand Est* region, the number of critically ill COVID-19 patients was superior to the pre-existing ICU bed capacity of the region in 3 weeks. The expanse of critical care capacity during the pandemic has not been without any cost. Indeed, we observed that the risk of death increased gradually with the ICU occupancy rates at the regional level. Regions with more than 10 days with 75% or more of ICU beds occupied by COVID-19 patients had experienced an excess of mortality, independently to the other parameters. Intensive care medicine is a highly skill- and experienced-based medical specialty. One can assume that the implantation of temporary ICU structures has been a tremendous effort to limit the dramatic consequences of crude ICU bed shortage, but the quality of care that was provided in these conditions could hardly guaranty the highest standards of care. In agreement with this assumption, we observed that the importance of the experience of the hospital structures, assessed by the number of ICU patients treated yearly before the pandemic, was also an independent protective factor. At last, the cut-off threshold of 75% or more of ICU beds occupied by COVID-19 patients could hardly be considered as an operational marker, but is rather a late indicator. With median duration of mechanical ventilation and ICU stay of 13 (8–18) and 21 (13–36) [12], an important effort of anticipation should be performed to avoid reaching this level of ICU shortage.

The use of administrative hospital databases for epidemiological purpose has sometime been challenged or criticized. Strengths and weaknesses of this method has been already discussed [7, 8, 13–17]. Herein, there is an unprecedented opportunity to compare results obtained from prospective cohorts or from retrospective analysis of hospital discharge database HDD (present study or [12]). Indeed, the COVID-ICU study [12] was a multi-center, prospective cohort conducted in 138 hospitals (135 in France, 3 in Belgium and Switzerland) that studied 4,643 COVID-19 patients hospitalized in ICU during the same study period [12]. Consequently, a large proportion of patient overlap is expected with our 14,513-patient nationwide cohort generated from French HDD. The patients' characteristics at admission were comparable whatever the methodology used, in COVID-ICU or the present study, respectively: sex ratio (26% of female vs 28%), mean age (63 years old, both study), proportion of hypertension (48% vs 49%) and diabetes mellitus (28% vs 31%), whereas obesity was different (41% vs 24.5%). Ventilation support characteristics in the two studies were: invasive mechanical ventilation during the ICU stay 80% vs 68.1%, extra-corporeal membrane oxygenation (ECMO) 8% vs 4%, respectively, in COVID-ICU or the present study. The few observed differences may be

explained by a certain degree of inaccuracy that is an inherent bias of administrative hospital database. For example, there is probably an underestimation of obesity rate in our report. However, selective bias could also be generated by prospective database. For example, the use of ECMO was double in COVID-ICU prospective study compared to our report, but 56% of the patients in COVID-ICU were recruited in Paris where there is a worldwide expert center for ECMO [12]. Rather than opposing studies based on retrospective administrative data with studies based on prospective clinical databases, future challenges will probably be to implement novel complementary strategies combining the advantages of both approaches. The major interest of the HDD is the exhaustive record of all patients hospitalized during the studied period without initial selection bias, giving reliable information on healthcare in real life. Patients from all regions and all healthcare structures were included, and not only health structures involved in clinical research. The major interest of prospective clinical database is to provide a granularity that is indispensable to further decipher these observations.

This study had limitations. Due to the cross-sectional study design, exposure and outcome are simultaneously assessed. Thus, we cannot establish a true cause-and-effect relationship without longitudinal data. We assumed that discharge from the hospital was not a competing event for death because we, and others, observed that the death in COVID-19 critical patients occurred almost exclusively in ICU or in ward following ICU-discharge, and rarely after hospital discharge [9, 12]. Regarding the choice of the statistical methods, it is difficult to clearly identify the best method between multivariable methods and propensity scores to adjust for confounders in non-randomized studies [18]. Both standard multivariable methods and propensity scores have key limitations, and none is able to take into account unknown confounders. Debate persists on the real usefulness of propensity scores in comparison to standard multivariable approaches such as logistic regression [18, 19], but it is important to keep in mind that in many cases both approaches provide similar results [20, 21]. The use of propensity score with matching could have been used here and may have reduced errors in the estimation of the effect of the confounders on the outcome. However, the propensity score empirical coverage probability decreased after eight or more events per confounder [19] and the logistic regression seems to be a relevant choice when there are at least eight events per confounder. Because there was similar follow-up, no censored data and important number of events per covariate, we preferred to use a commonly used method, easy to understand by non-specialized readers, and to carefully report all available information (Additional file 2: Table S1 for bivariate analysis, Table 2 for logistic regression model). Next, nurse/bed ratio might have been an important factor to take into consideration but incoherencies were found in the declarative data between the number of full-time

equivalents and the number of persons. We preferred not to use this information. Finally, the reliability of national health administrative systems for epidemiology purpose may vary according to case definition and could generate false positive diagnosis, whereas false-negative rate remained relatively low whatever the definition [13, 15, 22]. However, the implementation of straightforward coding for COVID-19 limited the risk of information bias. Another limitation is the potential for biases related to under-detection or misclassification, particularly for comorbidities (as discussed earlier for obesity rate). However, a good agreement between patients' characteristics in the concomitant prospective cohort [12] was observed. For some variables, information is not recorded when there is no direct impact on patient care during hospitalization (e.g., tobacco use). Overall, rigorous acknowledgment of strength and limitation of HDD are critical to provide epidemiological data. In the context of the COVID-19 sanitary crisis, HDD-based surveillance has been promoted as a cost-effective method for healthcare service studies with real life dynamic approach, as previously demonstrated [5, 23, 24].

In conclusion, we studied critically ill COVID-19 patients during the first French outbreak and observed significant differences in adjusted case fatality rate between French regions. The regions with the highest burden of care in ICU were associated with up to 2.2-fold increase of death rate.

Abbreviations

ATIH: Agence Technique de l'Information sur l'Hospitalisation; HDD: Hospital discharge database; ICU: Intensive care unit; PMSI: Programme de Médicalisation des Systèmes d'Information; SAE: Statistique Annuelle des Etablissements; SAPS II: Simplified Acute Physiology Score II; SD: Standard deviation.

Supplementary Information

The online version contains supplementary material available at <https://doi.org/10.1186/s13613-021-00915-4>.

Additional file 1. ICD-10 diagnosis codes.

Additional file 2. Bivariate analysis of case fatality in COVID-19 patients admitted in the ICU in France, March–May 2020.

Acknowledgements

We thank all staffs of health care facilities who contributed to the Hospital Discharge Database implementation.

Authors' contributions

AG, LGG, LG conceived and designed the study and were involved in drafting the manuscript. LG performed the data retrieval and LG, EL, AG and LGG performed the statistical analysis. AG, LGG and EL made substantial contributions to the conception of the study; all the authors were involved in the interpretation of the data, in drafting the manuscript and made critical revisions to the discussion section. All authors read and approved the final manuscript.

Funding

The authors declare that they have no sources of funding for the research.

Availability of data and materials

Restrictions apply to the availability of these data and so are not publicly available. However, data are available from the authors upon reasonable request and with the permission of the institution.

Declarations**Ethics approval and consent to participate**

No nominative, sensitive or personal data of patients have been collected. Our study involved the reuse of already recorded and anonymized data. The study falls within the scope of the French Reference Methodology MR-005 (declaration 2205437 v 0, August 22nd, 2018, subscribed by the Teaching Hospital of Tours), which require neither information nor consent of the included individuals. This study was consequently registered with the French Data Protection Board (CNIL MR-005 number #2018160620).

Consent for publication

Not applicable.

Competing interests

The authors declare that they have no conflict of interest.

Author details

¹Intensive Care Unit, Tours University Hospital, Research Center for Respiratory Diseases, INSERM U1100, University of Tours, Tours, France. ²Epidemiology Unit EpiDclIC, Service of Public Health, Tours University Hospital, 2 Bd Tonnelé, 37044 Tours Cedex 9, France. ³Research Unit EA1075 (Education Ethique et Santé), University of Tours, Tours, France. ⁴Research on Healthcare Performance Lab (RESHAPE) INSERM U1290, University of Claude Bernard Lyon 1, Lyon, France. ⁵Health Data Department, Hospices Civils de Lyon, Lyon, France. ⁶CHRU-Nancy, INSERM, Université de Lorraine, CIC, Epidémiologie Clinique, 54000 Nancy, France. ⁷Teaching Hospital of Nancy, Intensive Care Unit, University of Lorraine, Nancy, France. ⁸MAVIVH, INSERM U1259; University of Tours, Tours, France.

Received: 1 March 2021 Accepted: 4 August 2021

Published online: 19 August 2021

References

- Mendenhall E. The COVID-19 syndemic is not global: context matters. *Lancet*. 2020;396:1731.
- Horton R. Offline: COVID-19 is not a pandemic. *Lancet Lond Engl*. 2020;396:874.
- Singer M, Bulled N, Ostrach B, Mendenhall E. Syndemics and the biosocial conception of health. *Lancet Lond Engl*. 2017;389:941–50.
- Hirsch M, Carli P, Nizard R, Riou B, Baroudjian B, Baubert T, et al. The medical response to multisite terrorist attacks in Paris. *Lancet*. 2015;386:2535–8.
- Rimmelé T, Pascal L, Polazzi S, Duclos A. Organizational aspects of care associated with mortality in critically ill COVID-19 patients. *Intensive Care Med*. 2020;47(1):119–21.
- Beyond 20/20 WDS - Rapports. <http://www.data.drees.sante.gouv.fr/ReportFolders/reportFolders.aspx>. Accessed 12 Jan 2021.
- Laporte L, Hermetet C, Jouan Y, Gaborit C, Rouve E, Shea KM, et al. Ten-year trends in intensive care admissions for respiratory infections in the elderly. *Ann Intensive Care*. 2018;8:84.
- Guillon A, Hermetet C, Barker KA, Jouan Y, Gaborit C, Ehrmann S, et al. Long-term survival of elderly patients after intensive care unit admission for acute respiratory infection: a population-based, propensity score-matched cohort study. *Crit Care*. 2020;24:384.
- Guillon A, Laurent E, Godillon L, Kimmoun A, Grammatico-Guillon L. Long-term mortality of elderly patients after intensive care unit admission for COVID-19. *Intensive Care Med*. 2021. <https://doi.org/10.1007/s00134-021-06399-x>.
- Guillon A, Mizgerd JP, Grammatico-Guillon L. 2-year survival among elderly hospitalised for acute respiratory infection versus hip fracture: a useful comparison to raise awareness. *Eur Respir Rev Off J Eur Respir Soc*. 2020;29:200156.
- Le Gall JR, Lemeshow S, Saulnier F. A new Simplified Acute Physiology Score (SAPS II) based on a European/North American multicenter study. *JAMA*. 1993;270:2957–63.
- COVID-ICU Group on behalf of the REVA Network and the COVID-ICU Investigators. Clinical characteristics and day-90 outcomes of 4244 critically ill adults with COVID-19: a prospective cohort study. *Intensive Care Med*. 2020; 47(1):60-73
- Jouan Y, Grammatico-Guillon L, Espitalier F, Cazals X, François P, Guillon A. Long-term outcome of severe herpes simplex encephalitis: a population-based observational study. *Crit Care Lond Engl*. 2015;19:345.
- Grammatico-Guillon L, Baron S, Gettner S, Lecuyer A-I, Gaborit C, Rosset P, et al. Bone and joint infections in hospitalized patients in France, 2008: clinical and economic outcomes. *J Hosp Infect*. 2012;82:40–8.
- Grammatico-Guillon L, Baron S, Gaborit C, Rusch E, Astagneau P. Quality assessment of hospital discharge database for routine surveillance of hip and knee arthroplasty-related infections. *Infect Control Hosp Epidemiol*. 2014;35:646–51.
- Grammatico-Guillon L, Baron S, Rosset P, Gaborit C, Bernard L, Rusch E, et al. Surgical site infection after primary hip and knee arthroplasty: a cohort study using a hospital database. *Infect Control Hosp Epidemiol*. 2015;36:1198–207.
- Quantin C, Chatellier G, Le Goaster C, Taright N, Kohler F, Toussaint E, et al. Système d'information hospitalier et Epidémiologie. *Rev Epidemiol Sante Publique*. 2014;62:569.
- Biondi-Zoccai G, Romagnoli E, Agostoni P, Capodanno D, Castagno D, D'Ascenzo F, et al. Are propensity scores really superior to standard multivariable analysis? *Contemp Clin Trials*. 2011;32:731–40.
- Cepeda MS, Boston R, Farrar JT, Strom BL. Comparison of logistic regression versus propensity score when the number of events is low and there are multiple confounders. *Am J Epidemiol*. 2003;158:280–7.
- Kurth T, Walker AM, Glynn RJ, Chan KA, Gaziano JM, Berger K, et al. Results of multivariable logistic regression, propensity matching, propensity adjustment, and propensity-based weighting under conditions of nonuniform effect. *Am J Epidemiol*. 2006;163:262–70.
- Stürmer T, Joshi M, Glynn RJ, Avorn J, Rothman KJ, Schneeweiss S. A review of the application of propensity score methods yielded increasing use, advantages in specific settings, but not substantially different estimates compared with conventional multivariable methods. *J Clin Epidemiol*. 2006;59:437–47.
- Grammatico-Guillon L, Maakaroun Vermesse Z, Baron S, Gettner S, Rusch E, Bernard L. Paediatric bone and joint infections are more common in boys and toddlers: a national epidemiology study. *Acta Paediatr Oslo Nor*. 1992;2013(102):e120-125.
- Piroth L, Cottenet J, Mariet A-S, Bonniaud P, Blot M, Tubert-Bitter P, et al. Comparison of the characteristics, morbidity, and mortality of COVID-19 and seasonal influenza: a nationwide, population-based retrospective cohort study. *Lancet Respir Med*. 2020;9(3):251–9.
- Lantelme P, Couray Targe S, Metral P, Bochaton T, Ranc S, Le Bourhis ZM, et al. Worrying decrease in hospital admissions for myocardial infarction during the COVID-19 pandemic. *Arch Cardiovasc Dis*. 2020;113:443–7.

Publisher's Note

Springer Nature remains neutral with regard to jurisdictional claims in published maps and institutional affiliations.

Submit your manuscript to a SpringerOpen® journal and benefit from:

- Convenient online submission
- Rigorous peer review
- Open access: articles freely available online
- High visibility within the field
- Retaining the copyright to your article

Submit your next manuscript at ► [springeropen.com](https://www.springeropen.com)