







<https://doi.org/10.1038/s41467-019-12538-2>

OPEN

Author Correction: Blunting neuroinflammation with resolvin D1 prevents early pathology in a rat model of Parkinson's disease

Paraskevi Krashia ^{1,2,11}, Alberto Cordella^{1,3,11}, Annalisa Nobili^{1,2,11}, Livia La Barbera^{1,3}, Mauro Federici ¹, Alessandro Leuti^{1,2}, Federica Campanelli¹, Giuseppina Natale¹, Gioia Marino¹, Valeria Calabrese ¹, Francescangelo Vedele^{1,3}, Veronica Ghiglieri^{1,4}, Barbara Picconi¹, Giulia Di Lazzaro³, Tommaso Schirinzi³, Giulia Sancesario⁵, Nicolas Casadei⁶, Olaf Riess⁶, Sergio Bernardini⁷, Antonio Pisani ^{1,3}, Paolo Calabresi^{1,8}, Maria Teresa Viscomi⁹, Charles Nicholas Serhan ¹⁰, Valerio Chiurchiù^{1,2,12}, Marcello D'Amelio^{1,2,12} & Nicola Biagio Mercuri ^{1,3,12*}

Correction to: *Nature Communications* <https://doi.org/10.1038/s41467-019-11928-w>, published online 02 September 2019.

The original version of this Article contained an error in Fig. 2d. The data points in Fig. 2d were inadvertently duplicated from Fig. 2a. This has now been corrected in both the PDF and HTML versions of the Article. The Source Data corresponding to this panel and published with the article was correct and has not been updated.

Published online: 14 October 2019



Open Access This article is licensed under a Creative Commons Attribution 4.0 International License, which permits use, sharing, adaptation, distribution and reproduction in any medium or format, as long as you give appropriate credit to the original author(s) and the source, provide a link to the Creative Commons license, and indicate if changes were made. The images or other third party material in this article are included in the article's Creative Commons license, unless indicated otherwise in a credit line to the material. If material is not included in the article's Creative Commons license and your intended use is not permitted by statutory regulation or exceeds the permitted use, you will need to obtain permission directly from the copyright holder. To view a copy of this license, visit <http://creativecommons.org/licenses/by/4.0/>.

© The Author(s) 2019

¹Department of Experimental Neurosciences, IRCCS Santa Lucia Foundation, 00143 Rome, Italy. ²Department of Medicine and Department of Science and Technology for Humans and Environment, University Campus Bio-medico, 00128 Rome, Italy. ³Department of Systems Medicine, University of Rome 'Tor Vergata', 00133 Rome, Italy. ⁴Department of Philosophy, Human, Social and Educational Sciences, University of Perugia, 06123 Perugia, Italy. ⁵Department of Clinical and Behavioural Neurology, IRCCS Santa Lucia Foundation, 00143 Rome, Italy. ⁶Institute of Medical Genetics and Applied Genomics, University of Tübingen, 72076 Tübingen, Germany. ⁷Department of Experimental Medicine and Surgery, University of Rome 'Tor Vergata', 00133 Rome, Italy. ⁸Neurology Clinic, Department of Medicine, University of Perugia, Santa Maria della Misericordia Hospital, 06156 Perugia, Italy. ⁹Institute of Histology and Embryology, Università Cattolica del Sacro Cuore, 00168 Rome, Italy. ¹⁰Center for Experimental Therapeutics and Reperfusion Injury, Department of Anaesthesiology, Perioperative and Pain Medicine, Brigham and Women's Hospital and Harvard Medical School, 02115 Boston, MA, USA. ¹¹These authors contributed equally: Paraskevi Krashia, Alberto Cordella, Annalisa Nobili. ¹²These authors jointly supervised this work: Valerio Chiurchiù, Marcello D'Amelio, Nicola Biagio Mercuri. *email: mercurin@med.uniroma2.it