

## Synthesis of some new tricyclic 4(3H)-quinazolinone derivatives

E. Jafari<sup>1</sup>, G.A. Khodarahmi<sup>1</sup>, G.H. Hakimelahi<sup>1,2</sup>, F.Y. Tsai<sup>3</sup> and F. Hassanzadeh<sup>1,\*</sup>

<sup>1</sup>Department of Medicinal Chemistry and Isfahan Pharmaceutical Sciences Research Center, School of Pharmacy and Pharmaceutical Sciences, Isfahan University of Medical Sciences, Isfahan, I.R.Iran.

<sup>2</sup>Institute of Chemistry, Academia Sinica, Nankang, Taipei, Taiwan.

<sup>3</sup>Center for General Education, Chang Gung University, Tao-Yuan 333, Taiwan.

---

### Abstract

Quinazolinones are interesting molecules with a wide range of biological activities. We prepared a number of quinazolinone derivatives by the condensation of 5-bromo- or 5-nitro-substituted anthranilic acids with chloro-acyl chlorides. Anthranilic acid derivatives were treated with either 3-chloro-propionyl chloride or 4-chloro-butyryl chloride to yield the corresponding *N*-acyl-anthranilic acids. The resultants were reacted with acetic anhydride to afford the benzoxazinone intermediates, which upon condensation with elected amines in either DMF or ethanol gave the corresponding tricyclic 4(3H)-quinazolinone derivatives. It was found that reactions in DMF produced higher yields.

**Keywords:** Anthranilic acid; Benzoxazinone; Tricyclic quinazolinone

---

### INTRODUCTION

4(3H)-Quinazolinone ring backbone have been incorporated in several important heterocyclic compounds (1). Some of those have been prepared for their antibacterial, antifungal (2-4), anti inflammatory (5) and anticancer (6) properties. Literature surveys revealed that the syntheses of quinazolinones were achieved by the use of anthranilic acid (7-9), 2-aminobenzamide (7,10) and 2-aminobenzonitril or their derivatives (7).

Quinazolinone based natural products demanding more structurally complex precursors have been constructed indirectly via thioamid formation, oxidation of dehydro-quinazolinone and aza-witting condensation (11,12). Most of these procedures have significant drawbacks such as long reaction times, harsh reaction condition, difficult work-up and use of environmentally toxic reagents or media (11). In contrast to the hitherto described methods, herein, in a simple and direct method, we report the reactions of substituted anthranilic acids with 3-chloro propionyl chloride or 4-chloro butyryl chloride for the preparation of the tricyclic quinazolinone target compounds.

### MATERIALS AND METHODS

#### Instrumentation

Melting points were determined in open capillaries using electrothermal 9200 melting point apparatus and are uncorrected. IR (KBr discs) was recorded with a WQF -510 FT-IR-spectrophotometer. <sup>1</sup>H-NMR spectra were recorded on Bruker 400 or 80 MHz spectrometers using TMS as an internal standard and either DMSO-d<sub>6</sub> or CDCl<sub>3</sub> as solvents. Mass spectra were recorded on Shimadzu Mass spectrometer. All chemical were purchased from Merck Company.

#### Preparation of compounds

Various synthetic procedures, as described throughout the text where appropriate, were used to prepare target compounds. Synthetic routes for the preparation of the target compounds are shown in Schemes 1-4. The target compounds were then purified by column chromatography and/or preparative thin layer chromatography and their structures were confirmed by <sup>1</sup>HNMR, mass spectrometer and FT-IR spectrophotometer.

---

\*Corresponding author: Dr. Farshid Hassanzadeh  
Tel. 0098 311 7922575, Fax. 0098 311 6680011  
Email: Hassanzadeh@pharm.mui.ac.ir

## RESULTS

**Details of preparation procedures and chemistry of synthesized compounds****5-Bromo-2-(4-chlorobutanamido) benzoic acid (2)**

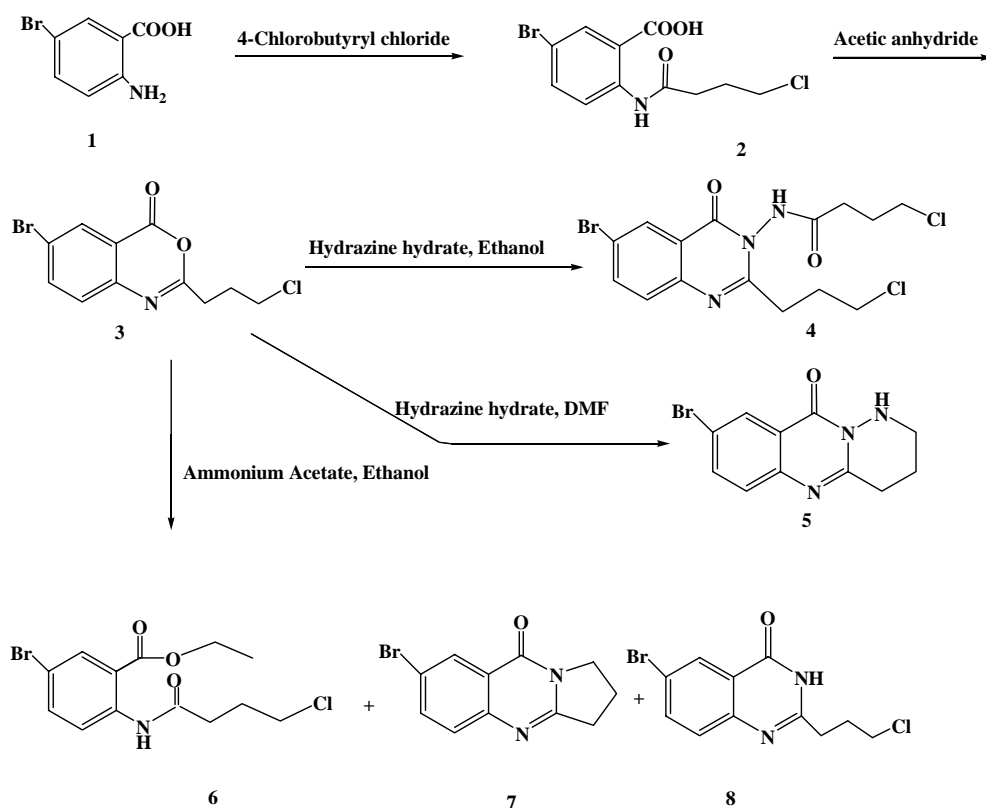
4-Chlorobutyl chloride (0.075 mol, 9 ml) was added drop wise to a solution of (0.069 mol, 15 g) 5-bromo anthranilic acid (**1**) in dimethyl formamide (35 ml) and stirred at room temperature for 3 h. The mixture was poured into water. The precipitate was collected by filtration, washed with water, and dried under reduced pressure to give **2** as a white solid (79% yield). (Scheme 1), m.p.: 152.5-154.4°C. MS (m/z) 320.4 ( $M^+$ ), 322 ( $M+2$ ) for ( $C_{11}H_{11}BrClNO_3$ ); M.W. 320.4. IR  $\nu_{max}$ , 3323(N-H), 3060 (C-H Ar), 2966 (C-H), 1676, 1700 (C=O), 1600 (C=C Ar), 791 (C-Cl)  $cm^{-1}$ .  $^1H$ NMR  $\delta_H$  (80 MHz;  $CDCl_3$ ), 11.2 (1H, s, NH), 8.5 (1H, d,  $J=8.8$  Hz, H-3 Ar), 8.1 (1H, s, H-6 Ar), 7.7 (1H, d,  $J=8.8$  Hz, H-4 Ar), 3.7 (2H, t,  $J=8.4$  Hz, NH-CO-CH<sub>2</sub>-CH<sub>2</sub>-CH<sub>2</sub>-Cl), 2.6 (2H, t,  $J=8.4$  Hz, NH-CO-CH<sub>2</sub>-CH<sub>2</sub>-CH<sub>2</sub>-Cl), 2.1 (2H, qui,  $J=8.4$  Hz, NH-CO-CH<sub>2</sub>-CH<sub>2</sub>-CH<sub>2</sub>-Cl).

**6-Bromo-2-(3-chloropropyl)-4H-benzo[d][1,3]oxazin-4-one (3)**

Compound **2** (0.018 mol, 6 g) was dissolved in acetic anhydride (180 ml) and heated for 1 h with vigorous stirring. The solvent was removed by distillation under reduced pressure to give **3** as a light yellow solid (62% yield). (Scheme 1), m.p.: 114.7-115°C.  $^1H$ NMR  $\delta_H$  (80MHz;  $CDCl_3$ ), 8.2 (1H, s, H-5 Ar), 7.8 (1H, d,  $J=6.9$  Hz, H-8 Ar), 7.4 (1H, d,  $J=6.9$  Hz, H-7 Ar), 3.7 (2H, t,  $J=5.2$  Hz, N=C-CH<sub>2</sub>-CH<sub>2</sub>-CH<sub>2</sub>-Cl), 2.8 (2H, t,  $J=5.2$  Hz, N=C-CH<sub>2</sub>-CH<sub>2</sub>-CH<sub>2</sub>-Cl), 2.3 (2H, qui,  $J=5.2$  Hz, N=C-CH<sub>2</sub>-CH<sub>2</sub>-CH<sub>2</sub>-Cl).

**N-(6-Bromo-2-(3-chloropropyl)-4-oxoquinazolin-3(4H)-yl)-4-chloro-butanamide (4) and 8-bromo-1,2,3,4-tetrahydropyridazino[6,1-b]quinazolin-10-one(5)**

Benzoxazinone (**3**) (0.11 mol, 3.51 g) was treated with excess amounts of hydrazine hydrate in ethanol or DMF under reflux condition for 2 h. The obtained product by either procedure was purified by column chromatography on silica gel using



**Scheme 1.** Synthesis of the target compounds 4-8

CHCl<sub>3</sub>-MeOH (49:1) as eluent to afford **4** and **5** (Scheme 1).

**(4)**: White niddle crystals (25% yield), m.p.: 208.8-209.1°C, MS (m/z, %): 421 (M<sup>+</sup>,16), 317 (100), 253 (10) for (C<sub>15</sub>H<sub>16</sub>BrCl<sub>2</sub>N<sub>3</sub>O<sub>2</sub>); M.W. 421.12, IR ν<sub>max</sub>, 3263 (N-H), 3122-3076 (C-H, Ar), 2926- 2854 (C-H), 1691, 1680 (C=O), 1620(C=N) cm<sup>-1</sup>. <sup>1</sup>HNMR δ<sub>H</sub> (400MHz; CDCl<sub>3</sub>), 10.9 (1H, s, NH), 8.7 (1H, d, J=9.2 Hz, H-8 Ar), 8.0 (1H, S, H-5 Ar), 7.6 (1H, d, J=9.2 Hz, H-7 Ar), 3.7 (2H, t, J=6 Hz, N=C-CH<sub>2</sub>-CH<sub>2</sub>-CH<sub>2</sub>-Cl), 3.6 (2H, t, J=6.4 Hz, -N-NH-CO-CH<sub>2</sub>-CH<sub>2</sub>-CH<sub>2</sub>-Cl), 3.1 (2H, t, J=7.6 Hz, N=C-CH<sub>2</sub>-CH<sub>2</sub>-CH<sub>2</sub>-Cl), 2.7 (2H, t, J=7.2Hz, -N-NH-CO-CH<sub>2</sub>-CH<sub>2</sub>-CH<sub>2</sub>-Cl), 2.3 (2H, qui, J=6.8 Hz, N=C-CH<sub>2</sub>-CH<sub>2</sub>-CH<sub>2</sub>-Cl), 2.2 (2H, qui, J=6.4Hz, -N-NH-CO-CH<sub>2</sub>-CH<sub>2</sub>-CH<sub>2</sub>-Cl). **(5)**: White crystals (50% yield), m.p.: 203.7-204.8°C, MS ( m/z, %): 280 (M<sup>+</sup>,100), 251 (25), 224 (7.5) for (C<sub>11</sub>H<sub>10</sub>Br N<sub>3</sub>O); M.W. 280. IR ν<sub>max</sub>, 3251 (N-H), 2954 (C-H), 1664 (C=O), 1606 (C=C, Ar) cm<sup>-1</sup>; <sup>1</sup>HNMR δ<sub>H</sub> (400MHz ; CDCl<sub>3</sub>), 8.4 (1H, s, H-9 Ar), 7.8 (1H, d, J=8 Hz, H-7 Ar), 7.7 (1H, d, J=8 Hz, H-6 Ar), 7.1 (1H, s, N-H), 3.3 (2H, t, J=7.2 Hz, N=C-CH<sub>2</sub>-CH<sub>2</sub>-CH<sub>2</sub>), 3.2 (2H, t, J=7.2 Hz, N=C-CH<sub>2</sub>-CH<sub>2</sub>-CH<sub>2</sub>), 2.2 (2H, qui, J=7.2 Hz, N=C-CH<sub>2</sub>-CH<sub>2</sub>-CH<sub>2</sub>).

*Ethyl -5- bromo -2- (4-chlorobutanamido) benzoate (6), 7-bromo-2, 3-dihydropyrrolo [2, 1-b] quinazolin-9(1H)-one (7) and 6-bromo-2-(3-chloropropyl) quinazolin-4(3H)-one (8)*

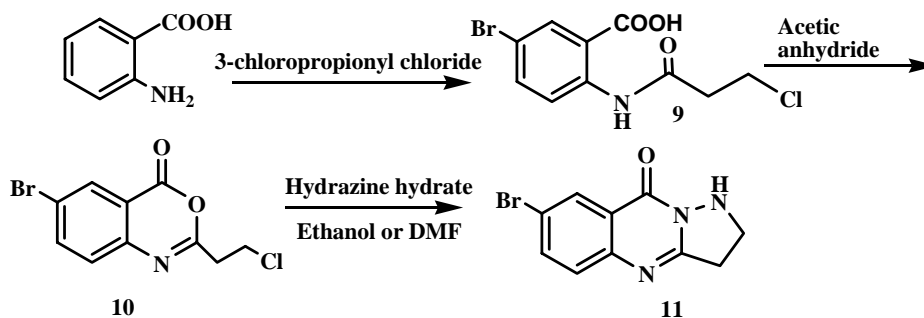
Benzoxazinone (**3**) (0.11 mol, 3.51 g) was treated with excess amounts of ammonium acetate in ethanol or DMF and refluxed for 2 h. The residues from both reactions were purified by column chromatography on silica gel using an eluent of CHCl<sub>3</sub>-MeOH 19:1 to obtain **6**, **7** and **8** from the ethanolic solution

and **7**, **8** from DMF (Scheme 1).

**(6)**: White crystals (24% yield), m.p.: 79.5-80.8°C. MS (m/z, %): 348 (M<sup>+</sup>, 26), 243 (100), 215(10), 197 (40) for (C<sub>13</sub>H<sub>15</sub> BrCl NO<sub>3</sub>); M.W. 348. IR ν<sub>max</sub>, 3321 (N-H), 2925-2852 (C-H), 1678, 1725 (C=O), 1597 (C=C, Ar) cm<sup>-1</sup>. <sup>1</sup>HNMR δ<sub>H</sub> (400 MHz ; CDCl<sub>3</sub>), 11.2 (1H, s, NH), 8.6 ( 1H, d, J=9.2 Hz, H-3 Ar), 8.1 (1H, d, J=2.4 Hz, H-6 Ar), 7.6 (1H, dd, J=8.8 Hz, J= 2.4 Hz, H-4 Ar), 4.4 (2H, qua, J=7.2 Hz, COO-CH<sub>2</sub>-CH<sub>3</sub>), 3.6 (2H, t, J=6.4Hz, NH-CO-CH<sub>2</sub>-CH<sub>2</sub>-CH<sub>2</sub>-Cl), 2.6 (2H, t, J=6.8 Hz, NH-CO-CH<sub>2</sub>-CH<sub>2</sub>-CH<sub>2</sub>-Cl), 2.2 (2H, qui, J=6.8 Hz, NH-CO-CH<sub>2</sub>-CH<sub>2</sub>-CH<sub>2</sub>-Cl), 1.4 (3H, t, J=7.2 Hz, COO-CH<sub>2</sub>-CH<sub>3</sub>).

**(7)**: Light yellow (24% yield from ethanol, 31% yield from DMF), m.p.:187.8-189.5°C. MS (m/z, %): 265 (M<sup>+</sup>, 100), 238 (6.6), 184 (25) for (C<sub>11</sub>H<sub>9</sub> Br N<sub>2</sub>O); M.W. 265. IR ν<sub>max</sub>, 2925-2852 (C-H), 1685 (C=O), 1616 (C=C Ar), 1259(C-N) cm<sup>-1</sup>. <sup>1</sup>HNMR δ<sub>H</sub> (400MHz ; CDCl<sub>3</sub>), 8.4 (1H, d, J=3.8 Hz, H-8 Ar), 7.8 (1H, dd, J=8.8 Hz J=4 Hz H-6 Ar), 7.5 (1H, d, J=8.4 Hz, H-5 Ar), 4.2 (2H, t, J=7.2, N=C-CH<sub>2</sub>-CH<sub>2</sub>-CH<sub>2</sub>), 3.1 (2H, t, J=8 Hz N=C-CH<sub>2</sub>-CH<sub>2</sub>-CH<sub>2</sub>), 2.3 (2H, qui, J=7.2 Hz N=C-CH<sub>2</sub>-CH<sub>2</sub>-CH<sub>2</sub>).

**(8)**: White crystals (50% yield from ethanol, 63% yield from DMF), m.p.: 251-252°C. MS (m/z, %): 265 (100), 236 (62), 210 (20) for (C<sub>11</sub>H<sub>10</sub>BrClN<sub>2</sub>·HCl), M.W. 301.5. IR ν<sub>max</sub>, 3076 (C-H Ar), 3026-2962 (C-H), 1645 (C=O), 1022-1074 (Br-Ar) cm<sup>-1</sup>. <sup>1</sup>HNMR δ<sub>H</sub> (400MHz ;DMSO), 8.1 (1H, d, J=2 Hz, H-5 Ar), 7.9 (1H, dd, J=9 Hz J=2Hz H-7 Ar), 7.5 (1H, d, J=8.5 Hz, H-8 Ar), 4.2 (2H, t, J=7.5 Hz, N=C-CH<sub>2</sub>-CH<sub>2</sub>-CH<sub>2</sub>-Cl), 3.0 (2H, t, J=8 Hz, N=C-CH<sub>2</sub>-CH<sub>2</sub>-CH<sub>2</sub>-Cl) , 2.2 (2H, qui, J=7.5 Hz, N=C-CH<sub>2</sub>-CH<sub>2</sub>-CH<sub>2</sub>-Cl).



**Scheme 2.** Synthesis of the target compound **11**

**5-Bromo-2-(3-chloropropanamido)benzoic acid (9)**

3-Chloropropionyl chloride (0.075 mol, 7.21 ml) and 5-bromoanthranilic acid (0.069 mol, 15 g) were reacted according to the procedure explained for **2** to give **9** as a light yellow solid (65% yield). (Scheme 2), m.p.: 184.7-185.9°C. MS (m/z) 306.5 ( $M^+$ ), 308.8 ( $M+2$ ) for ( $C_{10}H_9BrClNO_3$ ), M.W. 306.5. IR  $\nu_{max}$ , 3319 (N-H), 3060 (C-H Ar), 2974 (C-H), 1678, 1700 (C=O), 1599 (C=C Ar), 789 (C-Cl)  $cm^{-1}$ .  $^1H$ NMR  $\delta_H$  (80 MHz; DMSO), 11.2 (1H, s, NH), 8.5 (1H, d,  $J=8.4$  Hz, H-3 Ar), 8.1 (1H, d,  $J=4.2$  Hz, H-6 Ar), 7.7 (1H, dd,  $J=8.5$  Hz,  $J=4.2$  Hz, H-4 Ar), 3.9 (2H, t,  $J=8$  Hz, NH-CO-CH<sub>2</sub>-CH<sub>2</sub>-Cl), 2.9 (2H, t,  $J=8$  Hz, NH-CO-CH<sub>2</sub>-CH<sub>2</sub>-Cl).

**6-Bromo-2-(2-chloroethyl)-4H-benzo[d][1,3]oxazin-4-one (10)**

Compound **9** (0.019 mol, 6 g) was dissolved in acetic anhydride (15 ml) and heated for 1 h with vigorous stirring. The solvent was re-moved by distillation under reduced pressure. The obtained unstable yellow residue was used for the next step without purification (Scheme 2).

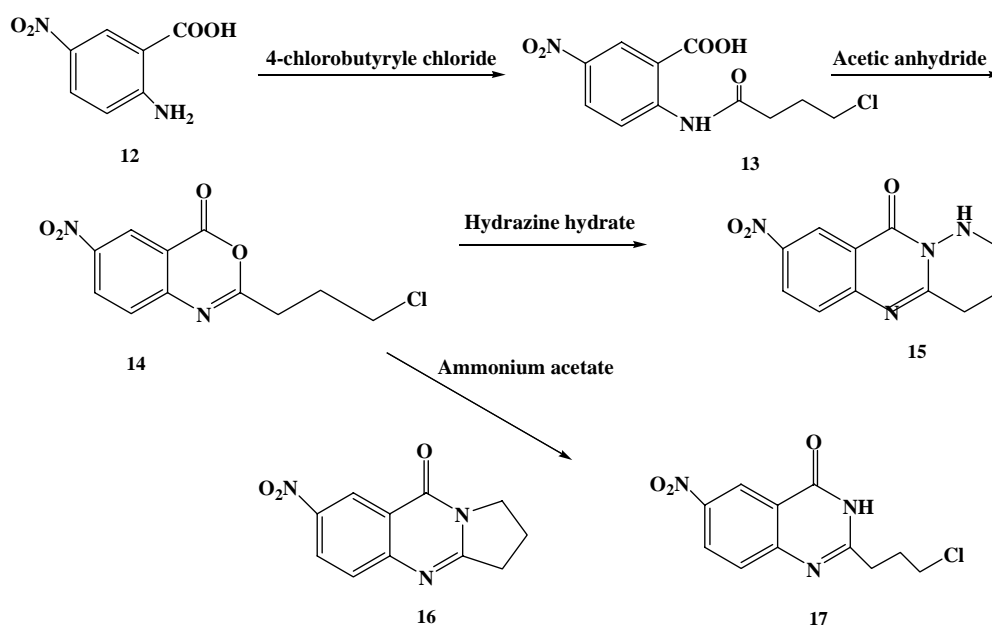
**7-Bromo-2, 3-dihydropyrazolo [5, 1-b]quinazolin-9(1H)-one (11)**

Compound **10** (0.012 mol, 3.5 g) and excess

of hydrazine hydrate were refluxed in DMF or Ethanol for 3 h. The reaction mixtures under both conditions were purified by column chromatography on silica gel using an eluent of  $CHCl_3$ -MeOH (49:1) to give **11** as light yellow crystals (68% yield from DMF, 37% yield from ethanol), (Scheme 2) m.p.: 212.5-213°C, MS (m/z, %): 266 ( $M^+$ , 100), 253 (4), 238 (16.6), 210 (20), 197 (13) for ( $C_{10}H_8BrN_3O$ ); M.W. 266, IR  $\nu_{max}$ , 3228 (N-H), 2914 (C-H), 1658 (C=O), 1622 (C=C, Ar)  $cm^{-1}$ .  $^1H$ NMR  $\delta_H$  (400 MHz;  $CDCl_3$ ), 8.4 (1H, s, H-8 Ar), 7.8 (1H, d,  $J=8$  Hz, H-6 Ar), 7.5 (1H, d,  $J=8$  Hz, H-5 Ar), 5.8 (1H, br s, NH), 3.7 (2H, t,  $J=7.6$  Hz, N=C-CH<sub>2</sub>-CH<sub>2</sub>), 3.4 (2H, t,  $J=7.6$  Hz, N=C-CH<sub>2</sub>-CH<sub>2</sub>).

**2-(4-Chlorobutanamido)-5-nitrobenzoic acid (13)**

4-Chlorobutyryl chloride (0.059 mol, 6.6 ml) was added dropwise to a solution of (0.054 mol, 10g) 5-nitroanthranilic acid (**12**) in DMF (27 ml). The mixture was poured into water and stirred for 1 h. The precipitated product was collected by filtration, washed with cold water, and dried under reduced pressure to give **13** as a light yellow solid (77% yield). (Scheme 3) m.p.: 150.5-151.2°C. MS (m/z) 286.5 ( $M^+$ ), 288 ( $M+2$ ) for ( $C_{11}H_{11}ClN_2O_5$ ); M.W. 286.5 IR:  $\nu_{max}$ , 3124 (N-H), 2970 (C-H), 1703, 1630 (C=O), 1576, 1352 ( $NO_2$ )  $cm^{-1}$ .  $^1H$ NMR  $\delta_H$  (400 MHz; DMSO): 13.0 (1H, bs,



**Scheme 3.** Synthesis of the target compounds **15-17**

*2-(4-Chlorobutanamido)-5-nitrobenzoic acid (13)*

4-Chlorobutylchloride (0.059 mol, 6.6 ml) was added dropwise to a solution of (0.054 mol, 10g) 5-nitroanthranilic acid (**12**) in DMF (27 ml). The mixture was poured into water and stirred for 1 h. The precipitated product was collected by filtration, washed with cold water, and dried under reduced pressure to give **13** as a light yellow solid (77% yield). (Scheme 3) m.p.: 150.5-151.2°C. MS (m/z) 286.5(M<sup>+</sup>), 288 (M+2) for (C<sub>11</sub>H<sub>11</sub>ClN<sub>2</sub>O<sub>5</sub>); M.W. 286.5 IR:  $\nu_{\max}$ , 3124 (N-H), 2970 (C-H), 1703, 1630 (C=O), 1576, 1352 (NO<sub>2</sub>) cm<sup>-1</sup>. <sup>1</sup>HNMR  $\delta_{\text{H}}$  (400 MHz; DMSO): 13.0 (1H, bs, COOH), 11.5 (1H, s, NH), 8.6 (2H, m, H-6, H-3 Ar), 8.4 (1H, d, *J*=6.4 Hz, H-4 Ar), 3.7 (2H, m, NH-CO-CH<sub>2</sub>-CH<sub>2</sub>-CH<sub>2</sub>-Cl), 2.6(2H, m, NH-CO-CH<sub>2</sub>-CH<sub>2</sub>-CH<sub>2</sub>-Cl), 2.0 (2H, m, NH-CO-CH<sub>2</sub>-CH<sub>2</sub>-CH<sub>2</sub>-Cl).

*2-(3-Chloropropyl)-6-nitro-4H-benzo[d][1,3]oxazin-4-one (14)*

Compound **13** (0.013 mol, 4 g) was dissolved in acetic anhydride (12 ml) and heated for 1 h with vigorous stirring. The solvent was removed by distillation under reduced pressure. The obtained unstable residue was used for the next step without purification (Scheme 3).

*8-Nitro-1,2,3,4-tetrahydropyridazino [6,1-b]quinazolin-10-one (15)*

To a solution of **14** (0.012 mol, 3.48 g) in ethanol or DMF was added excess of hydrazine hydrate and heated at reflux temperature for 2 h. Colored suspensions, orange (in ethanol) and red (in DMF) were filtrated off and washed with *iso*-propanol to provide **15** as pure light brown solid (50% yield from DMF, 25% yield from ethanol). (Scheme 3), m.p.: 251-252°C. MS (m/z, %): 246 (M<sup>+</sup>, 100), 219 (16) for (C<sub>11</sub>H<sub>10</sub>N<sub>4</sub>O<sub>3</sub>); M.W. 246, IR  $\nu_{\max}$ , 3251 (N-H), 3032-2879 (C-H), 1666 (C=O), 1608 (C=C Ar), (1595, 1342 NO<sub>2</sub>) cm<sup>-1</sup>. <sup>1</sup>HNMR  $\delta_{\text{H}}$  (400MHz; CDCl<sub>3</sub>), 9.1 (1H, d, *J*=2.8 Hz, H-9 Ar), 8.5 (1H, dd, *J*=9.2 Hz, *J*=2.8 Hz, H-7 Ar), 7.7 (1H, d, *J*=9.2 Hz, H-6 Ar), 7.1(1H, s, NH), 3.3 (2H, t, *J*=6.8 Hz, N=C-CH<sub>2</sub>-CH<sub>2</sub>-CH<sub>2</sub>-Cl), 3.1 (2H, t, *J*=7.2 Hz, N=C-CH<sub>2</sub>-CH<sub>2</sub>-CH<sub>2</sub>-Cl), 2.2 (2H, qui, *J*=7.2 Hz, N=C-CH<sub>2</sub>-CH<sub>2</sub>-CH<sub>2</sub>-Cl).

*7-Nitro-2,3-dihydropyrrolo[2,1-b]quinazolin-9(1H)-one (16) and 6-nitro 2-(3-chloropropyl)-quinazolin-4(3H)-one (17)*

The benzoxazinone (**14**) (0.012 mol, 3.48 g) was reacted with excess of ammonium acetate in ethanol or DMF to give yellow suspensions which was filtrated off and washed with *iso*-propanol. The yellowish precipitated products from both solvents were fractionated by column chromatography on silica gel using an eluent of CHCl<sub>3</sub>-MeOH (49:1) to give **16** and **17** (Scheme 3).

(**16**): Light yellow, (35.7% yield from DMF, 30% yield from ethanol), m.p.: 190.8-191.3°C. MS (m/z, %): 231 (M<sup>+</sup>, 100), 201 (38), 185 (21), 173(16) for (C<sub>11</sub>H<sub>9</sub>N<sub>3</sub>O<sub>3</sub>); M.W. 231, IR  $\nu_{\max}$ , 3105-3076 (C-H, Ar), 2970 (C-H), 1693 (C=O), 1606 (C=C, Ar), 1570, 1388 (NO<sub>2</sub>) cm<sup>-1</sup>. <sup>1</sup>HNMR  $\delta_{\text{H}}$  (400MHz; CDCl<sub>3</sub>), 9.0 (1H, d, *J*=2.4 Hz, H-8 Ar), 8.4 (1H, dd, *J*=8.8 Hz, *J*=2.4 Hz, H-6 Ar), 7.7 (1H, d, *J*=8.8 Hz, H-5 Ar), 4.2 (2H, t, *J*=7.6 Hz, N=C-CH<sub>2</sub>-CH<sub>2</sub>-CH<sub>2</sub>-Cl), 3.2 (2H, t, *J*=8 Hz N=C-CH<sub>2</sub>-CH<sub>2</sub>-CH<sub>2</sub>-Cl), 2.3 (2H, qui, *J*=7.6 Hz, N=C-CH<sub>2</sub>-CH<sub>2</sub>-CH<sub>2</sub>-Cl).

(**17**): Light yellow, (33% yield from DMF, 24% yield from ethanol), m.p.: 228.9-229.5°C. MS (m/z, %): 267(M<sup>+</sup>, 31), 253(8), 222 (8), 231(100), 185 (23) for (C<sub>11</sub>H<sub>10</sub>ClN<sub>3</sub>O<sub>3</sub>); M.W. 267.5, IR  $\nu_{\max}$ , 3093 (C-H, Ar), 3041 (C-H), 1645 (C=O), 1612 (C=C Ar), 1520, 1338 (NO<sub>2</sub>) cm<sup>-1</sup>. <sup>1</sup>HNMR  $\delta_{\text{H}}$  (400MHz; DMSO), 8.7 (1H, s, H-5 Ar), 8.5 (1H, d, *J*=8.4 Hz, H-7 Ar), 7.7 (1H, d, *J*=8.8Hz, H-8 Ar), 4.3 (2H, t, *J*=7.6 Hz, N=C-CH<sub>2</sub>-CH<sub>2</sub>-CH<sub>2</sub>-Cl), 3.0 (2H, t, *J*=8Hz, N=C-CH<sub>2</sub>-CH<sub>2</sub>-CH<sub>2</sub>-Cl), 2.2 (2H, qui, *J*=7.6 Hz, N=C-CH<sub>2</sub>-CH<sub>2</sub>-CH<sub>2</sub>-Cl).

*2(3-chloropropanamido)-5-nitrobenzoic acid (18)*

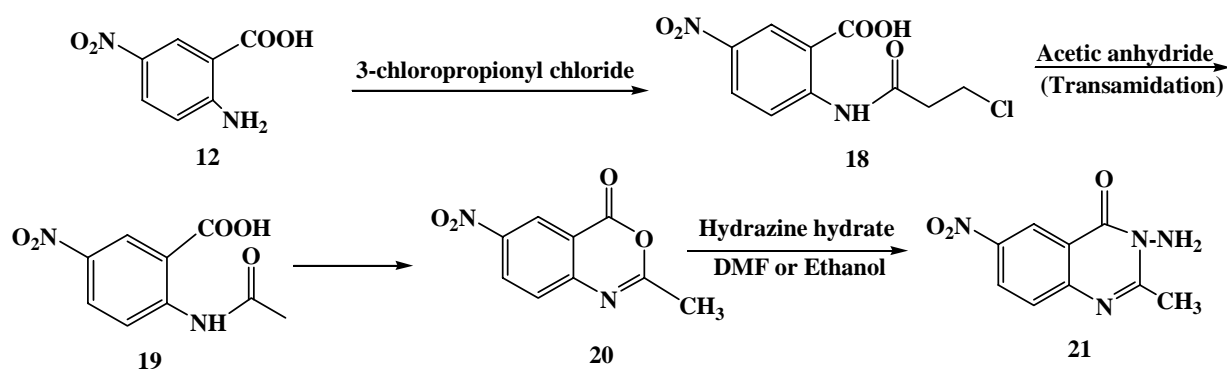
3-Chloropropionyl chloride (0.059 mol, 5.6 ml) was added dropwise to a solution of (0.054 mol, 10 g) 5-nitro anthranilic acid (**12**) in DMF (25 ml). The mixture was poured into water and stirred for 1 h. The precipitated product was collected by filtration, washed with cold water, and dried under reduced pressure to give **18** as a yellow solid (70% yield). Since the product was precipitated in reaction and was pure enough further recrystallization was not required (Scheme 4).

*3-Amino-2-methyl-6-nitroquinazolin-4(3H)-one (21)*

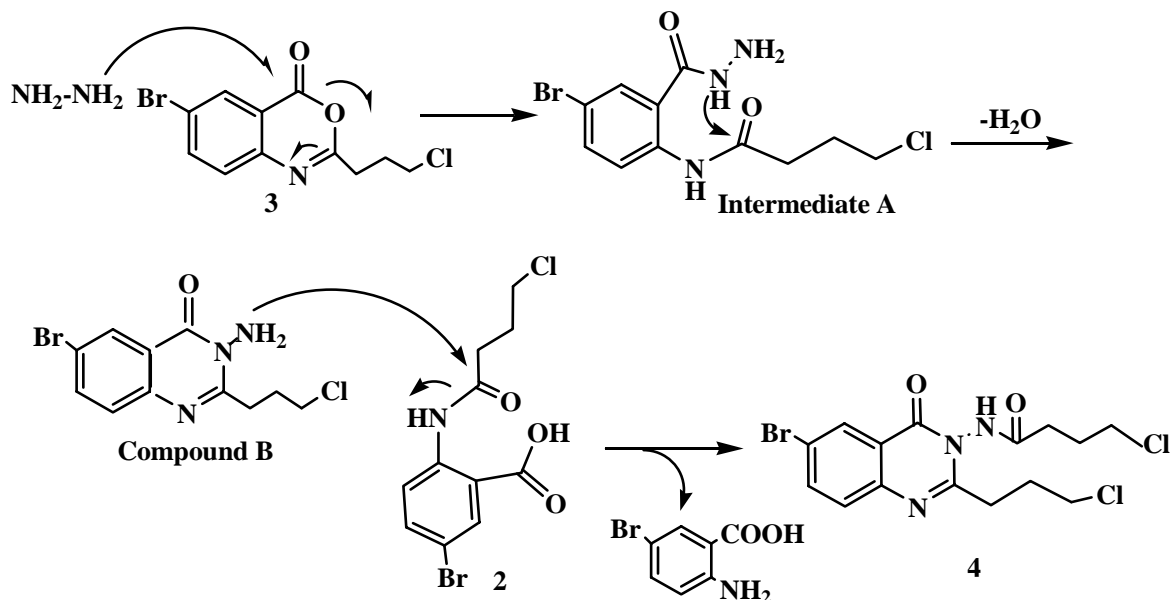
Compound **18** (0.02 mole, 6 g) was treated with acetic anhydride to give the corresponding benzoxazinone (**20**). The resulting benzoxazinone was refluxed in ethanol in the presence of excess hydrazine hydrate for 2 h. "This reaction was repeated in DMF with the same reaction condition". The red solution was cooled to give a precipitate, which was fractionated by column chromatography on silica gel using an eluent of CHCl<sub>3</sub>-MeOH (49:1) to give **21** as orange solid (25% yield from DMF, 18% yield from ethanol), m.p.: 197.7-198.8°C. MS (m/z, %): 220 (M<sup>+</sup>, 100),

191 (37.5) for (C<sub>9</sub>H<sub>8</sub>N<sub>4</sub>O<sub>3</sub>); M.W. 220, IR ν<sub>max</sub>, 3419 (N-H), 2962-2856 (C-H), 1558, 1340 (NO<sub>2</sub>) cm<sup>-1</sup>. <sup>1</sup>HNMR δ<sub>H</sub> (400MHz; CDCl<sub>3</sub>), 9.1 (1H, d, J=5 Hz, H-5 Ar), 8.5 (1H, dd, J=8.8 Hz, J=5 Hz, H-7 Ar), 7.7 (1H, d, J=8.5 Hz, H-8 Ar), 4.9 (2H, s, NH<sub>2</sub>), 2.7 (3H, s, CH<sub>3</sub>).

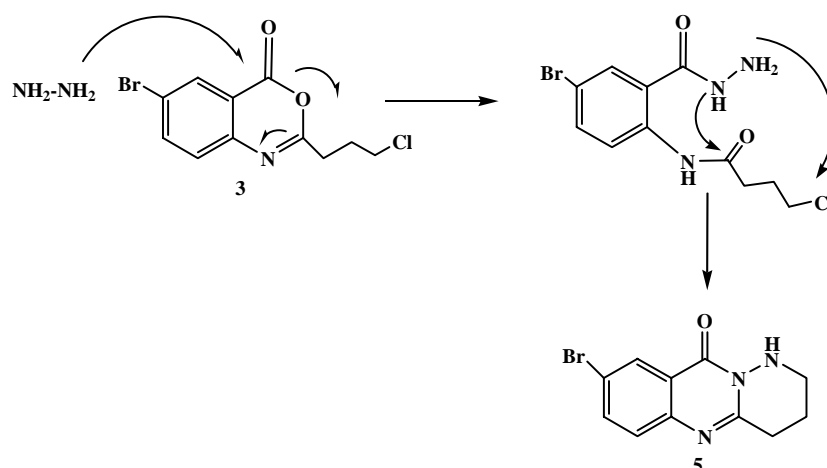
Formation of unexpected product as **21** could be explained by trans amidation of **18** to **19** (was not isolated) by means of direct effect of acetic anhydride. Further steps were carried out as the usual procedure for preparation of benzoxazinon (**20**) (was not isolated) and quinazolinon (**21**) (Scheme 4).



Scheme 4. Synthesis of compound **21**



Scheme 5. Proposed mechanism for the synthesis of compound **4**



**Scheme 6.** Proposed mechanism for the synthesis of compound **5**

## DISCUSSION

In the first step to produce quinazolinone derivatives, 5-bromoanthranilic acid (**1**) was treated with 4-chloro-butyryl chloride to yield amide **2**. Treatment of **2** with acetic anhydride afforded the benzoxazinone (**3**) through dehydrative cyclization mechanism (8,13). The benzoxazinone (**3**) was then reacted with hydrazine hydrate in ethanol or DMF to give **4** and **5**, respectively. Interestingly, the products obtained from the third step of the reactions were found to be mainly depended on the nature of the solvent used. The reaction of **3** with excess of hydrazine hydrate in ethanol yielded **4**, while refluxing a mixture of **3** with excess of hydrazine hydrate in DMF gave rise to a cyclic quinazolinone product (Scheme 1, compound **5**).

In ethanol, hydrazine hydrate acted as a nucleophile and attacked the carbonyl group of the benzoxazinone molecule which resulted in the ring opening to afford the intermediate compound A. Subsequently the lone pair electron of nitrogen of the intermediate compound A attacked to the carbonyl group of the side chain to form an intermediate, which upon its dehydration produced compound B. Then,  $\text{NH}_2$  functionality in compound B attacked to **2** to afford **4** and 5-bromoanthranilic acid as shown in scheme 5.

In DMF solvent hydrazine hydrate acted as a nucleophile and reacted with the carbonyl group of cyclic ester **3**. As shown in Scheme 6,

nucleophilic attacks of individual carbohydrazine nitrogens to the carbonyl group of the amide and methylene chloride functionality resulted in the production of **5**. In a similar manner, the benzoxazinone (**3**) was treated with excess amounts of ammonium acetate in ethanol or DMF. The residues from either reaction were purified by column chromatography to obtain **6**, **7** and **8** (from ethanol) and **7** and **8** (from DMF) (Scheme 1).

Similarly, we synthesized benzoxazinone (**10**) using 3-chloro propionyl chloride. The benzoxazinone (**10**) and excess hydrazine hydrate were refluxed in DMF or ethanol for 3 h. The reaction mixtures from both solvents were purified by column chromatography to obtain **11** (Scheme 2). Reaction in DMF was cleaner compared with the one in ethanol. Compound **11** which is a five-membered ring analogue of **5** was produced by a similar mechanism explained for the synthesis of **5**.

Next, as shown in Scheme 3, 5-nitroanthranilic acid (**12**) was used as the starting material. 4-Chlorobutyryl chloride was added to a solution of 5-nitroanthranilic acid in DMF to produce **13** which was subsequently cyclized to the benzoxazinone intermediate **14** by heating with acetic anhydride. Then, to a solution of **14** in ethanol or DMF excess hydrazine hydrate was added. Orange ethanolic and reddish DMF suspensions were filtrated off and washed with isopropanol to provide **15** as a pure product. In a similar reaction, the benzoxazinone (**14**) was reacted

with excess ammonium acetate in ethanol or DMF to give yellow suspensions which was filtrated off and washed with isopropanol. The yellowish precipitated products in both solvents were fractionated by column chromatography to give **16** and **17** (Scheme 3).

Finally, 5-nitroanthranilic acid (**12**) was reacted with 3-chloropropionyl chloride (Scheme 4) to obtain **18**, which treated with acetic anhydride to give the corresponding benzoxazinone (**20**) via intermediate (**19**).

Benzoxazinone (**20**) was then refluxed in ethanol or DMF with excess of hydrazine hydrate to give **21** (Scheme 4). Reaction of **18** with acetic anhydride did not follow the usual manner to give the corresponding benzoxazinone; instead, transamidation of (**18**) with the acetic anhydride gave **19** which upon its ring closure afforded intermediate (**20**).

## CONCLUSION

In conclusion, application of chloro acyl chloride instead of acyl chloride in quinazolinone synthetic procedures resulted in a second ring closure. This second ring closure was achieved when an intramolecular nucleophilic attack to the end methylen chloride group was possible. Formation of highly stable five- or six-membered ring may be counted as a good reason for this ring closure. Generally, reaction in DMF resulted in more clean reactions with higher yields compared with that of ethanol. Initial screening of the target compounds indicated that some of them had considerable anti-bacterial, antifungal and cytotoxic activities.

## ACKNOWLEDGMENT

This work was financially supported by research council of Isfahan University of Medical Sciences.

## REFERENCES

1. Khosropour AR, Mohammadpoor-Baltork I, Ghorbankhani H. Bi (TFA) 3-[nbp] FeCl<sub>4</sub>: A new, efficient and reusable promoter system for the synthesis of 4(3*H*)-quinazolinone derivatives. *Tetrahedron Lett.* 2006;47:3561-3564.

2. Patel JA, Mistry BD, Desai KR. Synthesis and antimicrobial activity of newer quinazolinone. *Eur J Chem.* 2006;3:97-102.
3. Raghavendra NM, Thampi P, Gurubasavarajaswamy PM, Sriram D. Synthesis and antimicrobial activities of some novel substituted 2-imidazolyl-N-(4-oxoquinazolin-3(4*H*)-yl) acetamides. *Chem Pharm Bull.* 2007;55:1615-1619.
4. Jantova S, Stankovsky S, Spirikova K. *In vitro* antibacterial activity of ten series of substituted quinazolines. *Biologia Bratislava.* 2004;59:741-752.
5. Laddha SS, Wadodkar SG, Meghal SK. Studies on some biologically active substituted 4(3*H*)-quinazolinones. Part 1. Synthesis, characterization and anti-inflammatory, antimicrobial activity of 6,8-disubstituted 2-phenyl-3-[substituted-benzothiazol-2-yl]-4(3*H*)-quinazolinone. *Arkivoc.* 2006 .p .1-20.
6. Cao SL, Feng YP, Jiang YY, Liu SY, Ding GY, Li RT. Synthesis and *in vitro* antitumor activity of 4(3*H*)-quinazolinone derivatives with dithiocarbamate side chains. *Bioorg Med Chem Lett.* 2005;15:1915-1917.
7. Van zyl EF. A survey of reported synthesis of methaqualone and some positional and structural isomers. *Forensic Sci Int.* 2001;122:142-149.
8. Wang S, Ryder H, Pretswell I, Depledge P, Milton J, Hancox TC, et al. Studies on quinazolinones as dual inhibitors of Pgp and MRP1 in multidrug resistance. *Bioorg Med Chem Lett.* 2002;12:571-574.
9. Jatav V, Mishra P, Kashaw S, Stables JP. Synthesis and CNS depressant activity of some novel 3-[5-substituted 1, 3, 4-thiadiazol-2-yl] -2-styryl quinazolin-4(3*H*)-ones. *Eur J Med Chem.* 2008;43:135-141.
10. Debroy A, Subramanian A, Mukhopadhyay B, Roy R. A one-pot synthesis of novel sugar derived 5,6-dihydro-quinazolin-4(3*H*)-one: an entry towards highly functionalized sugar-heterocyclic hybrids. *Tetrahedron Lett.* 2006;47:6857-6860.
11. Kshirsagar UA, Mhaske SB, Argade NP. Hexamethyldisilazane-iodine induced intramolecular dehydrative cyclization of diamides: a general access to natural and unnatural quinazolinones. *Tetrahedron Lett.* 2007;48:3243-3246.
12. Eguchi S. Recent progress in the synthesis of heterocyclic natural products by the Staudinger/intramolecular aza-Wittig reaction. *Arkivoc.* 2005 .p .98-119.
13. Eissa AMF, El-metwally AM, El-hashash MA, El-gohary AMF. Synthesis and biological evaluation of some new 2-propyl-4(3*H*)-quinazolinone derivatives as anti-bacterial. *J Korean Chem Soc.* 2008;52:328-337.