

RESEARCH ARTICLE

Daily Activity and Nest Occupation Patterns of Fox Squirrels (*Sciurus niger*) throughout the Year

Thomas Wassmer^{1*}, Roberto Refinetti²

1 Biology Department, Siena Heights University, Adrian, Michigan, United States of America, **2** Department of Psychology, Boise State University, Boise, Idaho, United States of America

* twassmer@sienaheights.edu



OPEN ACCESS

Citation: Wassmer T, Refinetti R (2016) Daily Activity and Nest Occupation Patterns of Fox Squirrels (*Sciurus niger*) throughout the Year. PLoS ONE 11(3): e0151249. doi:10.1371/journal.pone.0151249

Editor: Cristiano Bertolucci, University of Ferrara, ITALY

Received: January 17, 2016

Accepted: February 25, 2016

Published: March 10, 2016

Copyright: © 2016 Wassmer, Refinetti. This is an open access article distributed under the terms of the [Creative Commons Attribution License](https://creativecommons.org/licenses/by/4.0/), which permits unrestricted use, distribution, and reproduction in any medium, provided the original author and source are credited.

Data Availability Statement: All 26 files are available from the Zenodo database: (<http://dx.doi.org/10.5281/zenodo.44886>).

Funding: This research was funded by the Biology Department of Siena Heights University and the Siena Heights University Faculty Development Grant.

Competing Interests: The authors have declared that no competing interests exist.

Abstract

The authors investigated the general activity and nest occupation patterns of fox squirrels in a natural setting using temperature-sensitive data loggers that measure activity as changes in the microenvironment of the animal. Data were obtained from 25 distinct preparations, upon 14 unique squirrels, totaling 1385 recording days. The animals were clearly diurnal, with a predominantly unimodal activity pattern, although individual squirrels occasionally exhibited bimodal patterns, particularly in the spring and summer. Even during the short days of winter (9 hours of light), the squirrels typically left the nest after dawn and returned before dusk, spending only about 7 hours out of the nest each day. Although the duration of the daily active phase did not change with the seasons, the squirrels exited the nest earlier in the day when the days became longer in the summer and exited the nest later in the day when the days became shorter in the winter, thus tracking dawn along the seasons. During the few hours spent outside the nest each day, fox squirrels seemed to spend most of the time sitting or lying. These findings suggest that fox squirrels may have adopted a slow life history strategy that involves long periods of rest on trees and short periods of ground activity each day.

Introduction

The level and pattern of an animal's activity over the cycle of day and night, and over the time course of the seasons, are of profound importance for reproductive success [1–3] and survival [4–6]. The need to forage efficiently while being in danger of being injured or killed leads to a trade-off between starvation and predation risk that will affect the proportion of time per day to be active and foraging as well as the daily timing and recurrence of these processes [7–9]. Studies on both aspects of activity are, therefore, of utmost importance to understand the biology of a species.

The daily distribution of locomotor activity has been studied in detail in numerous species of vertebrates and invertebrates [10–12]. Among squirrels (family Sciuridae), many field and laboratory studies have examined daily and circadian rhythmicity at the individual level in

various species of ground squirrels [13–18], chipmunks [19, 20], and marmots [21, 22]. The investigation of daily rhythmicity in arboreal squirrels has been limited, however. Several studies have reported the pooled and averaged activity patterns of groups of tree squirrels [23–27], but analysis of individual behavior has been limited to three laboratory studies—one on the American red squirrel, *Tamiasciurus hudsonicus* [28], and two on the southern flying squirrel, *Glaucomys volans* [29, 30]—and two field studies—one on the eastern gray squirrel, *Sciurus carolinensis* [31], and one on the fox squirrel, *Sciurus niger* [32]. Further studies on the circadian rhythmicity of tree squirrels are needed for completeness of the natural history record, especially because “tree squirrels” (sub family Sciurinae without genus *Sciurillus* but including flying squirrels, Pteromyinae) are phylogenetically distinct from “ground squirrels” (tribes Xerini, Marmotini, Protoxerini, and Funambulini) and separated from each other by at least 30 million years of divergent evolution into very different life styles and life strategies [33, 34].

To expand the knowledge about daily rhythmicity of activity in arboreal squirrels, we conducted an investigation of general activity and nest occupation patterns of fox squirrels (*Sciurus niger*) in a natural setting. The fox squirrel is the largest species of tree squirrel native to North America, measuring 45–70 cm (tail 20–30 cm) in length and weighing 500–1400 g [35–37]. The species shows no sexual dimorphism, and individuals may live up to 13 years in captivity. The natural range of the fox squirrel is the eastern half of the United States, excluding New England. The goals of the present study were to characterize the daily rest-activity cycle of individual fox squirrels, including the use of tree nests, to identify inter-individual differences in the activity pattern, and to investigate changes in the activity cycle along the seasons of the year.

Materials and Methods

Location

The study was conducted on an 80-ha area encompassing the campus of Siena Heights University and the adjacent Motherhouse campus of the Adrian Dominican Sisters, in rural Adrian, Lenawee County, in southeastern Michigan, USA (41°54' N, 84°01' W, 240 m elevation). Long-term climate data for Adrian are shown in Table 1. Weather conditions during the study were recorded by the Siena Heights University weather station and uploaded to Weather Underground (<http://www.wunderground.com/personal-weather-station/dashboard?ID=KMIADRIA4>).

Animals

Fox squirrels were caught with double-door Tomahawk Deluxe Transfer traps (Tomahawk Live Traps, Hazelhurst, WI) permanently attached to the trunk of four tall trees (one silver maple, *Acer saccharinum*, two catalpas, *Catalpa speciosa*, and one Norwegian spruce, *Picea abies*) on custom-made platforms [38]. Squirrels were weighed with Pesola spring scales and ear-tagged with monel type 5 tags (National Band and Tag Company, Newport, KY). Age was

Table 1. Long-term climate data for Adrian, Michigan.

Winter average low temperature	-8°C
Winter average high temperature	0°C
Summer average low temperature	15°C
Summer average high temperature	29°C
Annual average precipitation	863 mm

doi:10.1371/journal.pone.0151249.t001

categorized as juvenile, sub adult, and adult according to weight, fur characteristics, and by visual examination of external reproductive organs. Sex of adult and sub-adult squirrels was also determined by visual examination of the external reproductive organs [39, 40]. All work was conducted with approval of the Institutional Animal Care and Use Committee of Siena Heights University and followed appropriate guidelines as outlined by Sikes and colleagues [41].

Data Collection

Squirrels were equipped with a temperature-sensitive data logger collar. The monitoring of collar temperature is particularly valuable in providing an index of location (in-nest vs. out-of-nest), as the temperature of the collar rapidly rises to body temperature when the animal enters the thermally-insulated nest and drops rapidly when the animal leaves the nest [20, 42, 43]. Because of changes in ambient temperature related to microclimate variations as the animal moves around, the monitoring of collar temperature additionally provides an index of locomotor activity comparable to that obtained by actigraphy or telemetry.

The data logger collars that we used incorporated temperature-sensitive iButtons (DS1922L, Maxim Integrated Products, Inc., San Jose, CA). The iButtons measure 17 mm in diameter and are 6.5 mm thick, weighing 2.5 grams. They were programmed to record one temperature reading every 1, 5, 10 or 30 minutes with a thermal accuracy of 0.5 or 0.0625°C. This allowed data to be recorded for a minimum of 5 days (at 1 min intervals with 0.5°C temperature resolution), 28.5 days (at 5 min intervals with 0.5°C resolution, or at 10 min intervals with 0.0625°C resolution) and a maximum of 5.7 months (at 30 min intervals with 0.5°C resolution). To prevent water penetration, iButtons were first waxed (Paramat Extra, Electron Microscopy Sciences, Hatfield, PA) and then encased into acrylic dental resin (Jet Tray, Lang Dental Manufacturing Co., Wheeling, IL). The polymerization of the resin was used to attach the casing to a parallel-entry cable tie. For comfort, the cable tie was padded with heat shrink. The total package weight was between 8 and 12 grams and did not exceed 2% of the animal's body mass. Collars were attached with the iButton logger above the throat of the fox squirrels. Due to their weight, data loggers will typically stay below the chin of the animals and expose the sensors to the air temperature in active animals but approach body temperature when fox squirrels are curled up in rest.

Only squirrels that returned repeatedly to the traps were chosen for the study, as retrieval of the data loggers was essential for data processing. In the interval from October 2011 to May 2015, we obtained data from 25 distinct preparations, upon 14 unique squirrels, totaling 1385 recording days.

To verify that changes in T_c were indeed related to changes in behavior and location, we conducted short-term visual observations of individual squirrels. For these observations, iButtons were programmed to record T_c with 1-min resolution. Behavioral observations were conducted by an investigator experienced in the study of sciurid behavior and with the assistance of the iPhone application Animal Behaviour Pro (School of Anthropology and Conservation, University of Kent, Canterbury, UK).

Data Analysis

Presence of statistically-significant 24-hour rhythmicity was determined by three methods: chi-square periodogram [44], Lomb-Scargle periodogram [45], and cosinor rhythmometry [46]. Rhythm robustness, which is an index of day-to-day consistency of the rhythmic pattern, was computed as the percentage of total variance accounted for by the cosine fit [47]. Standard statistical tests were used for comparisons of group means [48].

Exact times of entry into and exit from the nest were often easily identified by visual inspection of collar temperature (T_c) records. To avoid potential subjectivity bias, however, the time series were analyzed by a custom-made computer program. The computer algorithm defined a nest entry as the data point when the value of T_c met two requirements: 1) the current T_c was higher than the preceding T_c , and 2) the current T_c was higher than or equal to the mean nightly T_c of the individual squirrel. Although this simple algorithm worked well for data sets with a temperature gradient of more than 10°C between T_c and T_a , additional specifications had to be included to ensure successful data analysis during warmer periods that resulted in more noisy data sets. For the second criterion, the current T_c had to exceed the mean nightly T_c minus one standard deviation of the mean, and this had to be true also for the two T_c values following the current T_c value. Analogous requirements were used to calculate the times of exit from the nest. Days in which the program failed to identify at least one exit from and one return to the nest were omitted from further analysis. These cases accounted for less than 2% of the total days available for analysis.

The durations of days and nights were calculated for each day using the times of civil dawn and civil dusk as computed with basis on the local latitude, longitude, date, and geopolitical time zone. Changes in official time due to the beginning and end of daylight-saving time were ignored, so not to distort the time series. The correctness of twilight computations was verified against values posted by the Astronomical Applications Department of the U.S. Naval Observatory (http://aa.usno.navy.mil/data/docs/RS_OneYear.php).

Inter-individual differences in the temporal pattern of T_c oscillation were evaluated by visual observation of the time series and by comparison of the coefficients of variation (standard deviation divided by the mean) of the various parameters that were computed as described above.

Results

Most squirrels on most days exhibited a clear daily rhythm of collar temperature (T_c), as exemplified in [Fig 1](#). On the first day, T_c was high and relatively stable while the animal rested in its nest at night, then fell noticeably a few hours after sunrise as the squirrel left the nest. The squirrel returned to the nest for a few hours around noon and then made a brief excursion out of the nest before retiring for the night. Similar patterns are seen on the second and third days of this three-day segment of a 38-day recording session. On all three days, rapid oscillations in T_c are seen when the animal is outside the nest, which indicates movement across or exposure to various microclimates. Notice that, although ambient temperature oscillated daily, the daily variations in collar temperature were independent from variations in ambient temperature. When analyzed in blocks of at least 10 consecutive days, data from all 25 recording sessions with 14 squirrels exhibited significant 24-hour rhythmicity ($p < 0.0001$), as determined by the three distinct procedures (chi-square periodogram, Lomb-Scargle periodogram, and cosinor rhythmometry).

Two examples of visual observation records of individual squirrels are shown in [Fig 2](#). It can be seen that changes in T_c are mostly associated with moving and grooming, whereas stable T_c is associated with resting and vigilance. One of the squirrels (Panel A) remained outside the nest for the one-hour observation period, and T_c never exceeded 35°C. The other squirrel (Panel B) entered the nest after approximately 40 minutes, and a steep elevation in T_c can be seen afterwards, reaching past 38°C after about 15 minutes.

To further validate the use of collar temperature for the measurement of activity, we used a procedure equivalent to that used for the monitoring of activity by radio telemetry (that is, variation in signal strength). We took T_c records with 5-min resolution ([Fig 3](#), top) and calculated

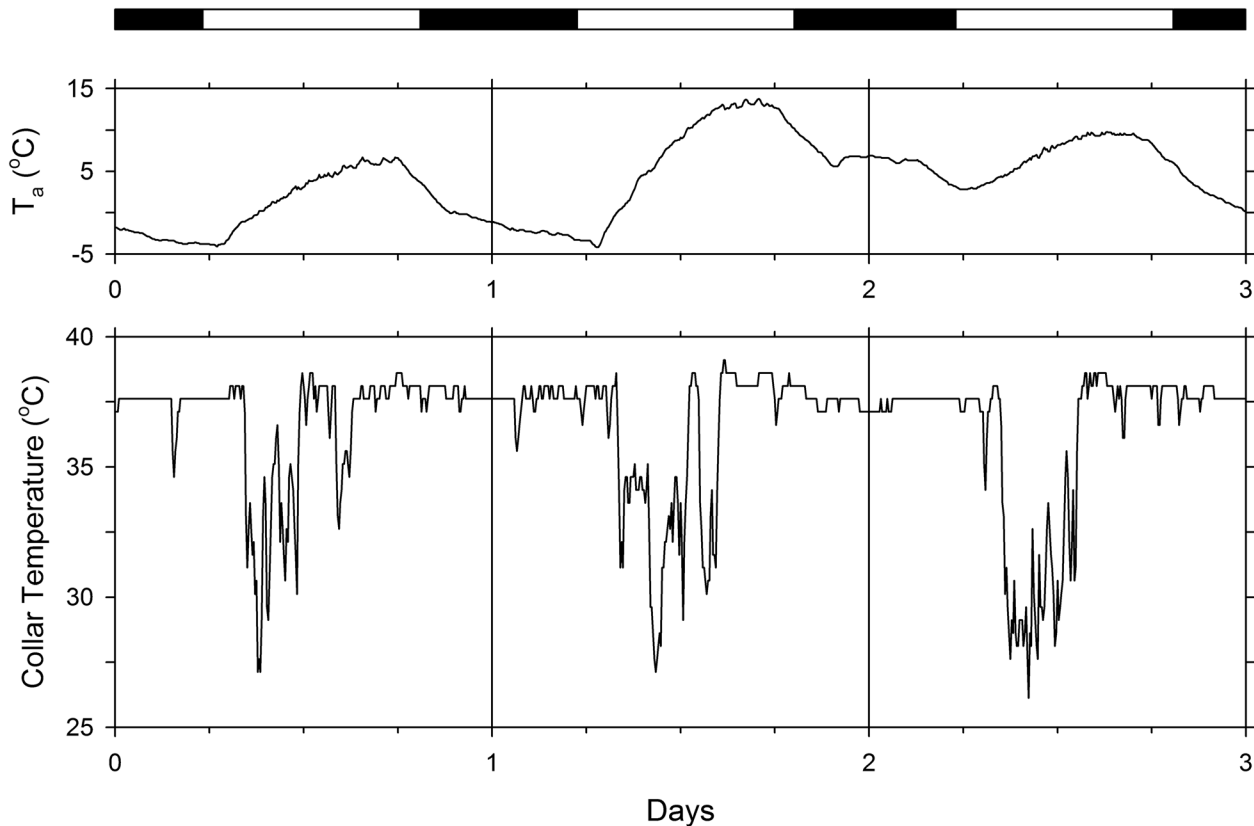


Fig 1. Three-day segment of the records of collar temperature of a male fox squirrel in the spring. The horizontal bar above the graph denotes the duration of the natural light-dark cycle (with white denoting light and black denoting darkness). T_a is air temperature as recorded by a weather station located a few hundred meters from the site.

doi:10.1371/journal.pone.0151249.g001

the variability of this signal over an hour (12 data points). We expressed this variability as a coefficient of variability (standard deviation divided by the mean) with 1-hour resolution (Fig 3, bottom). It can be seen that, except for the loss of resolution, the waveform of the coefficient of variability is a very close mirror image of T_c . Thus, the original T_c record is a reliable measure of activity (and is preferable to the derived variable because of its greater temporal resolution).

The records of another individual squirrel are shown in actogram format in Fig 4. “Onsets” and “offsets” of activity show day-to-day variability but are consistently restricted to the interval between dawn and dusk. The distribution of activity each day is predominantly unimodal (or flat) rather than bimodal.

Records from another squirrel are shown as raw time series in Fig 5. Although a bimodal pattern (with deflections in the morning and in the afternoon) can be clearly seen on some days (such as Days 1, 5, 7, and 8), the pattern is variable from day to day and is absent on other days. This animal’s activity pattern is representative of the activity patterns of the other squirrels. Although some squirrels exhibited bimodal activity patterns on some days (with noticeable T_c troughs at dawn and dusk), the pattern was not constant and vanished when averaged over several days. Three-day segments of the raw data of two male and two female squirrels are shown in Fig 6.

Daily patterns differed not only from squirrel to squirrel but also from season to season. As exemplified for two squirrels in Fig 7, the times of exit from the nest and re-entry into the nest

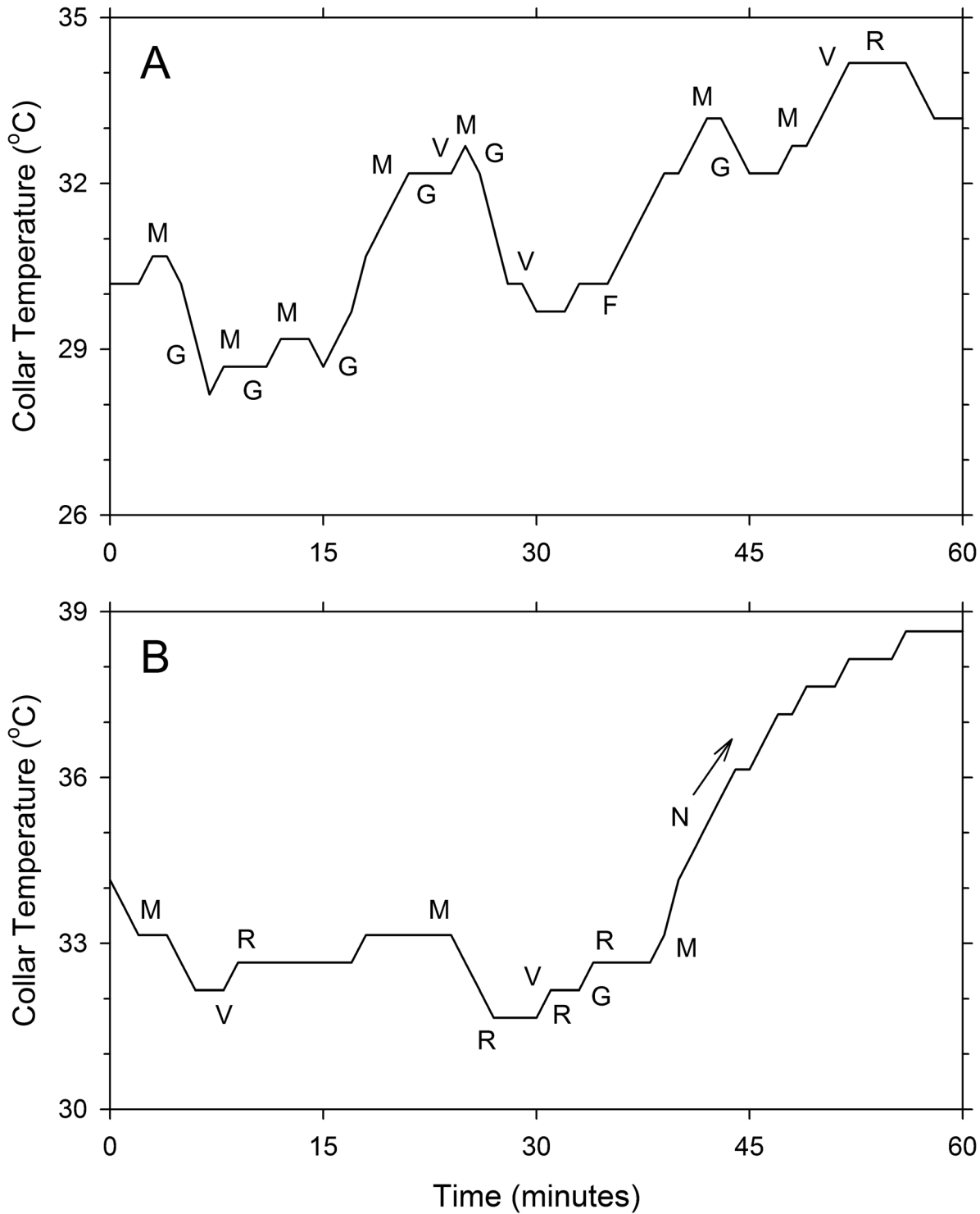


Fig 2. Relationship between collar temperature and animal behavior in one-hour segments of the records of a female (A) and a male (B) fox squirrel. Ambient temperature was 15°C in both cases. Abbreviations: F, feeding; M, moving; N, inside the nest; G, grooming; R, resting; and V, vigilance.

doi:10.1371/journal.pone.0151249.g002

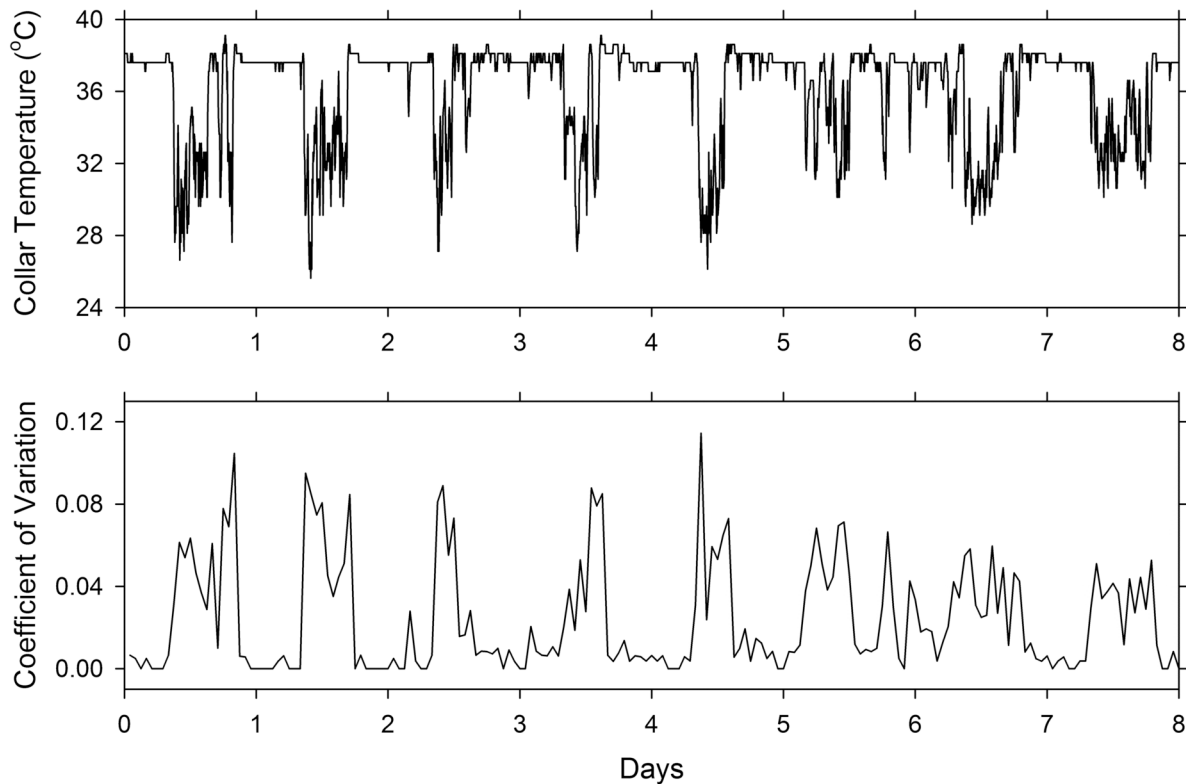


Fig 3. Eight-day segment of the records of collar temperature (top) and its corresponding activity record as computed by the hourly coefficient of variation of the temperature measurements (bottom).

doi:10.1371/journal.pone.0151249.g003

varied slightly but noticeably as the days became longer in the summer and shorter in the winter. The animal whose records are shown in Panel B exhibited more day-to-day variability in nest-exit times and, particularly, in nest-return times than the animal whose records are shown in Panel A. Conversely, the squirrel whose records are shown in Panel A had more nocturnal returns to the nest than the squirrel whose records are shown in Panel B despite displaying smaller inter-day variability in return times.

Mean results for all animals are summarized in [Table 2](#). Rhythm robustness, which is an index of day-to-day consistency of the temporal pattern, was moderate (grand mean: 25%) and did not vary with the seasons ($F_{3, 33} = 0.323, p = 0.809$). The time of the first daily exit from the nest was significantly affected by the seasons when expressed in local clock time ($F_{3, 33} = 8.714, p < 0.001$), with the nest-exit time being 2.1 hours earlier in the summer than in the winter. However, because days are longer and start earlier in the summer, it is necessary to consider also the time of the first daily exit when expressed as number of hours after dawn. The squirrels exited the nest between 1.5 and 2.2 hours after dawn, without statistically significant seasonal differences ($F_{3, 33} = 0.323, p = 0.809$), which indicates that they tracked dawn as the days became shorter and longer. Interestingly, the time spent out of the nest was not affected by the seasons ($F_{3, 33} = 0.973, p = 0.417$), with approximately 7 hours being spent out of the nest each day regardless of season. It should be noted that, at this location, day length varies from 9 hours in the winter to 15 hours in the summer, so that even in the winter the animals did not take advantage of all available hours of sunlight for foraging (or for performing other out-of-nest activities).

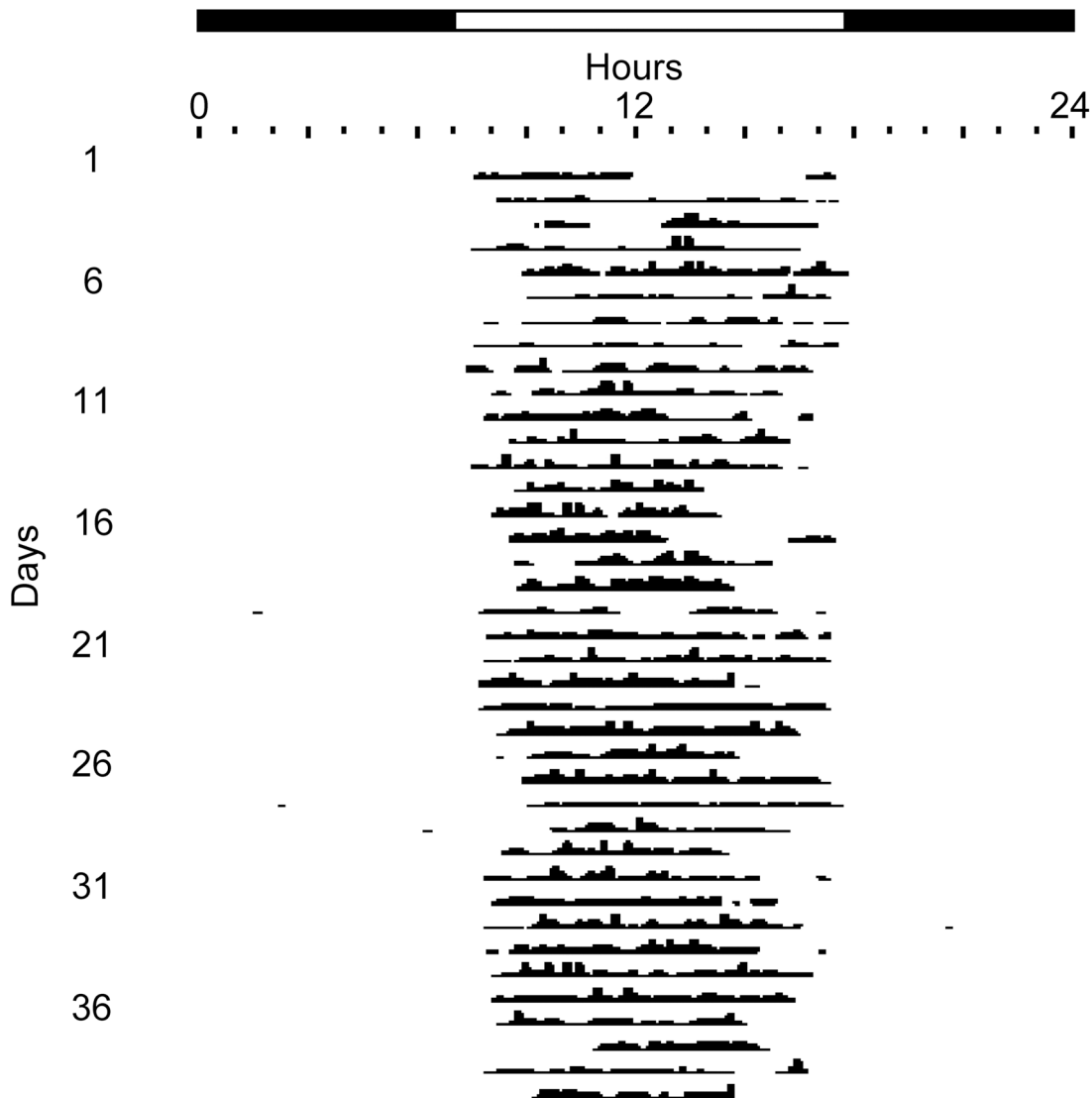


Fig 4. Actogram-style plot of 38 consecutive days of the records of collar temperature of a female fox squirrel in the autumn. Each line corresponds to a day, and consecutive days are plotted below each other. Each day, temperatures below the daily mean are plotted proportionally to the difference from the mean. The horizontal bar above the graph denotes the duration of the natural light-dark cycle.

doi:10.1371/journal.pone.0151249.g004

Despite spending the same number of hours out of the nest throughout the year, the squirrels made slightly but significantly more excursions out of the nest in the spring and summer (1.4 excursions per day) than in the autumn and winter (1.1 excursions per day) ($F_{3, 33} = 14.610$, $p < 0.001$). This means that there were a few more days with bimodal activity patterns in the spring and summer than in the autumn and winter, although the preponderant pattern was unimodal throughout the year.

By computing the coefficient of variation (standard deviation divided by the mean) of parameters in Table 2, it can be noted that there is considerable inter-individual variability in the number of exits from the nest each day ($CV = 0.79$), not as much in rhythm robustness ($CV = 0.46$), and even less in time spent out of the nest each day ($CV = 0.21$). There is more

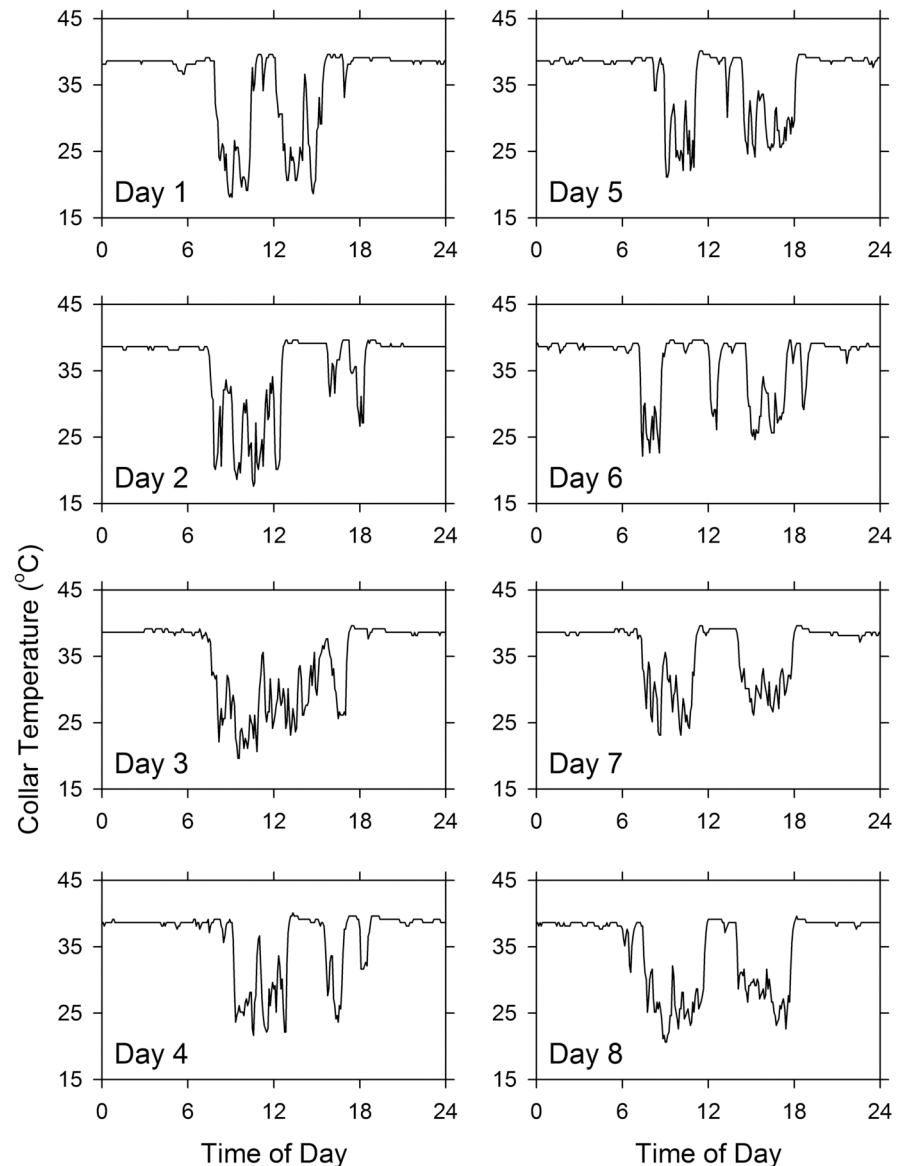


Fig 5. Records of collar temperature of a female fox squirrel studied during the spring. Each panel shows data for one day, as indicated. The data were collected in 5-min intervals.

doi:10.1371/journal.pone.0151249.g005

inter-individual variability in these behavioral variables than in a structural variable such as adult body mass ($CV = 0.11$).

Although we did not collect quantitative data on activities performed by all fox squirrels outside the nest, visual observations of several squirrels over several hours indicated that the animals were sitting or lying quietly, apparently resting, during 45–67% of the time spent outside the nest.

Discussion

Fox squirrels free-ranging in an arboreal suburban environment exhibited robust daily rhythmicity of locomotor activity, as gauged by changes in the temperature of their

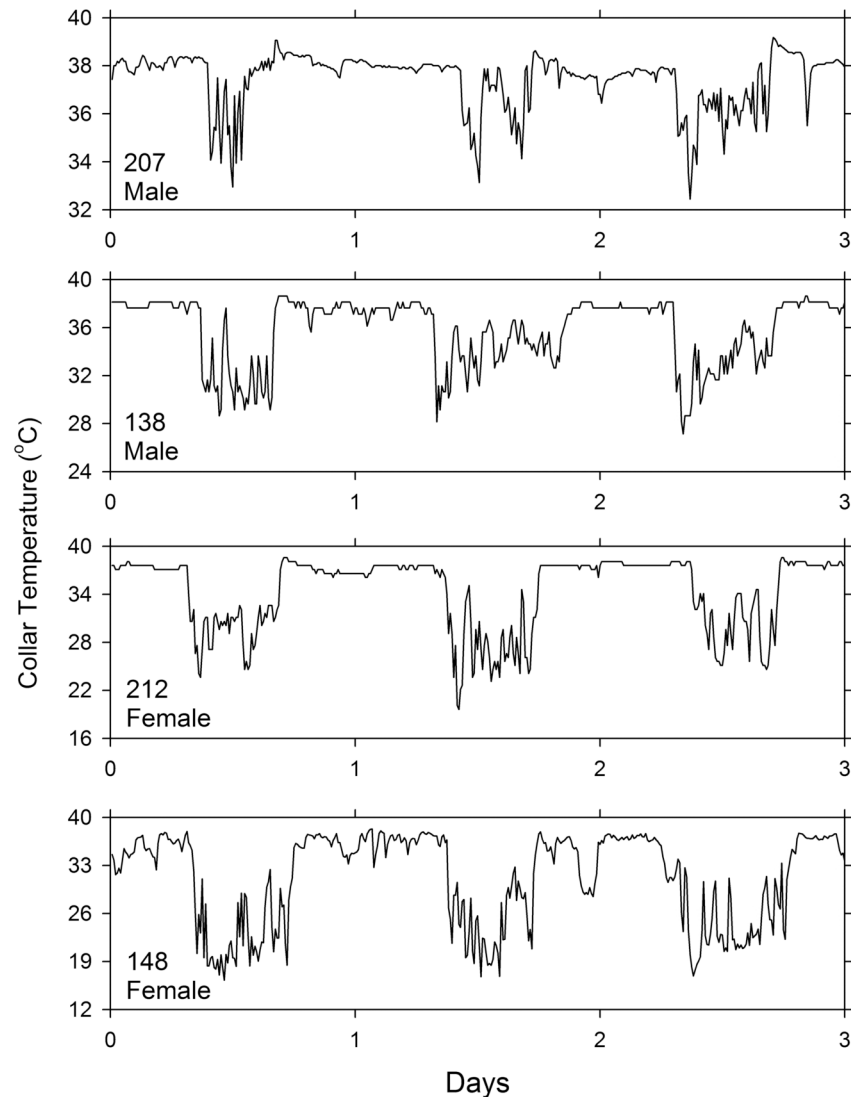


Fig 6. Records of collar temperature of two male and two female fox squirrels. Each panel shows data for three consecutive days. The data were collected in 10-min intervals.

doi:10.1371/journal.pone.0151249.g006

microenvironments. Rhythm robustness averaged 25%, which is lower than the robustness of the activity rhythms of laboratory mice and hamsters recorded under controlled laboratory conditions but is comparable to the robustness of the rhythms of laboratory rats and gerbils also recorded under controlled laboratory conditions [49]. Rhythm robustness refers to the strength and regularity of the daily oscillations, so that the finding of rhythm robustness comparable to that of laboratory rats and gerbils means that fox squirrels in the field organize their activity with regularity similar to that of rats and gerbils in the laboratory. Controlled studies with fox squirrels would be needed to determine how much of the regularity is due to the precision of the internal clock and how much is the result of environmental factors.

We found the daily activity pattern of the fox squirrel to be predominantly unimodal, without clusters of activity at dawn and dusk, as the squirrels exited their nests an average of 1.3 times each day. Although using a lower temporal resolution of one hour, Adams [32] also observed a unimodal activity pattern in individual fox squirrels. In our study, the activity

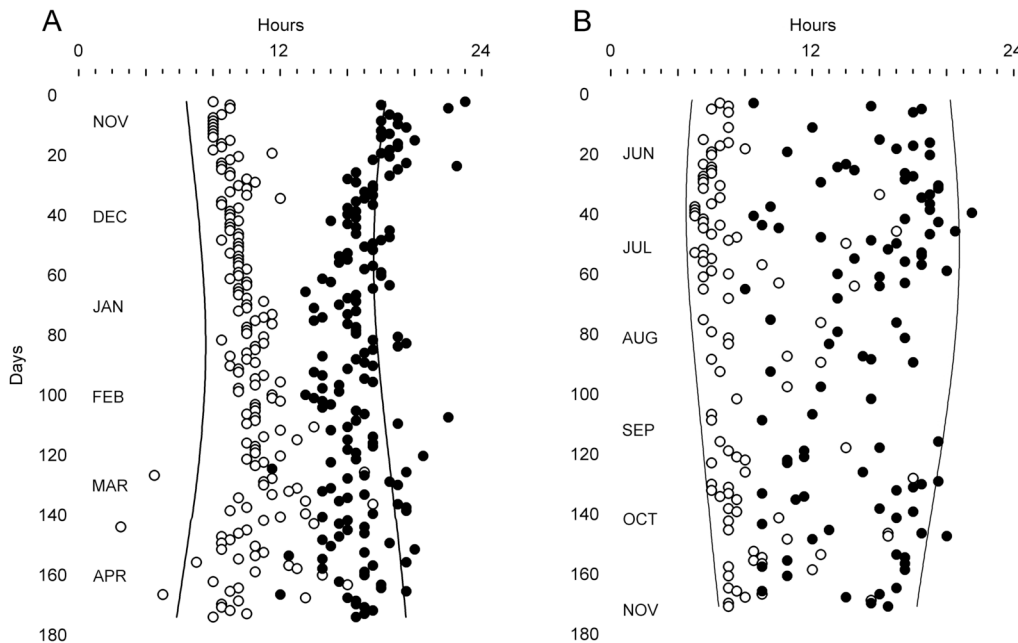


Fig 7. Times of first daily exit from the nest (open circles) and last return to the nest (closed circles) of two fox squirrels (A and B) during six consecutive months in the field. The times of civil twilights are indicated by the continuous vertical lines.

doi:10.1371/journal.pone.0151249.g007

pattern changed only slightly with the seasons, as the squirrels made a few more excursions out of the nest in the spring and summer (1.4 excursions per day) than in the autumn and winter (1.1 excursions per day). This is in contrast with previous descriptions of a strong seasonal change from a unimodal pattern in the winter to a bimodal pattern in the summer in the big cypress fox squirrel, *Sciurus niger avicennia* [23, 24], Mexican fox squirrel, *Sciurus nayaritensis chiricahuae* [25] and Eurasian red squirrel, *Sciurus vulgaris* [27]. The activity patterns of our fox squirrels showed a high degree of variability between different individuals during the same sampling period and to a lesser extent between the recordings of the same individual in different seasons. Individual patterns changed from day to day, possibly because of changing

Table 2. Parameters of the activity rhythm over the seasons. S.E.M.: standard error of the mean, n: sample size (animals).

		Rhythm robustness (%)	Time of first exit (clock time)	Time of first exit (hours after dawn)	Time spent out of nest (hours)	Number of exits per day
Winter	Mean	27	9:27	1.60	6.7	1.13
	S.E.M.	5	0:14	0.24	0.3	0.03
	n	8	8	8	8	8
Spring	Mean	24	7:51	1.90	7.7	1.40
	S.E.M.	2	0:22	0.36	0.6	0.05
	n	10	10	10	10	10
Summer	Mean	22	7:23	2.18	7.1	1.37
	S.E.M.	3	0:21	0.36	0.8	0.02
	n	8	8	8	8	8
Autumn	Mean	26	8:47	1.53	7.8	1.13
	S.E.M.	5	0:13	0.22	0.40	0.03
	n	11	11	11	11	11

doi:10.1371/journal.pone.0151249.t002

weather conditions and perhaps also because of encounters with predators or other events. Nonetheless, the fact that our fox squirrels made significantly (though moderately) more excursions out of the nest in the spring and summer is the reflection of a higher incidence of bimodal activity patterns during these two seasons than during the autumn and winter.

Although fox squirrels were clearly diurnal, as previously noted by others [28, 32, 50], they occasionally left the nest at night (as determined by the T_c records, e.g. Fig 6 bottom panel). Even during the short days of winter (9 hours of light), the squirrels typically left the nest after dawn and returned before dusk, spending only about 7 hours out of the nest each day. Restriction of activity to a short window during daylight has been previously described in detail for European ground squirrels [51] and European hamsters [52]. In agreement with Koprowski and Corse's findings in Mexican fox squirrels [25], we observed that fox squirrels spent more than half of their out-of-nest time resting rather than feeding or moving.

Expansion and contraction of the daily activity interval associated with the change of the seasons have been documented in various species [53–57]. In this study on fox squirrels, the time spent out of the nest each day was not significantly affected by the seasons, but the time of the first daily exit did vary with the seasons. The squirrels exited the nest earlier in the day when the days became longer in the summer and exited the nest later in the day when the days became shorter in the winter, thus tracking dawn along the seasons. Tracking dawn is a strategy expected of animals with free-running periods longer than 24 hours, as these animals need to be exposed to light during the phase-advance region of their photic phase-response curve [58]. We do not know the free-running period of the fox squirrel, but it is likely that it exceeds 24 hours because the free-running periods of various other diurnal squirrels exceed 24 hours [12].

It is interesting to compare our results on fox squirrels with the results obtained by Tester on gray squirrels [31], as these two species are the two main, co-existing squirrel species in the eastern United States. Because of differences in methods between the two studies, we will limit the comparison to the duration of the daily period of activity. Even during the long days of summer, Tester found that gray squirrels initiate activity before dawn and terminate after dusk, whereas our results indicate that fox squirrels restrict their activity to a 7-hour window during sunlight. Interestingly, the shortest daily activity time observed by Tester was 8 hours in the winter, which is one hour longer than the constant 7-hour window of the fox squirrel. The short duration of activity in the fox squirrel, together with the high percentage of resting when outside of the nest, may be an indication of a slow life history strategy [59, 60]. It is possible that fox squirrels minimize predator pressure by spending almost their entire life on trees [61] and preserve energy by resting as much as possible. This might be a major factor (in addition to scatter hoarding) that allows them to stay normothermic throughout winter without any substantial increase in plumage or nest insulation. However, further studies comparing all aspects of the life history and lifestyle of fox squirrels are necessary to substantiate this inference.

One limitation of this study is that the selection of research subjects was not fully randomized. Because we could only analyze the data from squirrels that were recaptured, we cannot exclude the possibility that our results are limited to squirrels with small home ranges. Fox squirrel home ranges vary from 1 to 40 ha [35], but we did not investigate the exact home range of the squirrels living in our 80-ha study area.

Acknowledgments

We would like to thank Cindy Canale, Institute of Evolutionary Biology and Environmental Studies, University of Zürich, for the initial design of the collar, Siena Heights University student Crystal Wilcoxon for helping with data collection, animal trapping and collar preparation,

Siena Heights University student Ryan Gumbleton for assistance in animal trapping and the preparation of collars and John L. Koprowski, University of Arizona, for advice. We are also grateful for the helpful comments of two anonymous reviewers that helped us to greatly improve our manuscript.

Author Contributions

Conceived and designed the experiments: TW. Performed the experiments: TW. Analyzed the data: TW RR. Contributed reagents/materials/analysis tools: TW RR. Wrote the paper: TW RR. Designed the software used in analysis: RR.

References

1. Reeder DM, Kramer KM. Stress in Free-Ranging Mammals: Integrating Physiology, Ecology, and Natural History. *J Mammal*. 2005; 86(2):225–35.
2. Speakman JR. The physiological costs of reproduction in small mammals. *Philos Trans R Soc Lond B Biol Sci*. 2008; 363(1490):375–98. doi: [10.1098/rstb.2007.2145](https://doi.org/10.1098/rstb.2007.2145) PMID: [17686735](https://pubmed.ncbi.nlm.nih.gov/17686735/)
3. Zhao ZJ, Song DG, Su ZC, Wei WB, Liu XB, Speakman JR. Limits to sustained energy intake. XVIII. Energy intake and reproductive output during lactation in Swiss mice raising small litters. *J Exp Biol*. 2013; 216(12):2349–58. doi: [10.1242/Jeb.078436](https://doi.org/10.1242/Jeb.078436)
4. Larivée ML, Boutin S, Speakman JR, McAdam AG, Humphries MM. Associations between over-winter survival and resting metabolic rate in juvenile North American red squirrels. *Funct Ecol*. 2010; 24(3): 597–607. doi: [10.1111/j.1365-2435.2009.01680.x](https://doi.org/10.1111/j.1365-2435.2009.01680.x)
5. Szafranska PA, Zub K, Konaewski M, Speakman JR. A positive association between resting and field metabolic rates in weasels. *Integr Comp Biol*. 2005; 45(6):1080.
6. Speakman JR. The cost of living: Field metabolic rates of small mammals. *Adv Ecol Res*. 2000; 30:177–297. doi: [10.1016/S0065-2504\(08\)60019-7](https://doi.org/10.1016/S0065-2504(08)60019-7)
7. Dall SRX, Boyd IL. Provisioning under the risk of starvation. *Evol Ecol Res*. 2002; 4(6):883–96.
8. Higginson AD, McNamara JM, Houston AI. The Starvation-Predation Trade-Off Predicts Trends in Body Size, Muscularity, and Adiposity between and within Taxa. *Am Nat*. 2012; 179(3):338–50. doi: [10.1086/664457](https://doi.org/10.1086/664457) PMID: [22322222](https://pubmed.ncbi.nlm.nih.gov/22322222/)
9. Sweitzer RA. Predation or starvation: Consequences of foraging decisions by porcupines (*Erethizon dorsatum*). *J Mammal*. 1996; 77(4):1068–77.
10. Dunlap JC, Loros JJ, DeCoursey PJ. *Chronobiology: biological timekeeping*. Sunderland, Mass.: Sinauer Associates; 2004. xix, 406 p. p.
11. Koukkari WL, Sothorn RB. *Introducing biological rhythms: a primer on the temporal organization of life, with implications for health, society, reproduction and the natural environment*. New York: Springer; 2006. xxii, 655 p. p.
12. Refinetti R. *Circadian physiology*. 3rd ed. Boca Raton: CRC Press/Taylor & Francis Group; 2016. 758 p. p.
13. Beersma DGM, Daan S, Hut RA. Accuracy of Circadian Entrainment under Fluctuating Light Conditions: Contributions of Phase and Period Responses. *J Biol Rhythms*. 1999; 14(4):320–9. doi: [10.1177/074873099129000740](https://doi.org/10.1177/074873099129000740) PMID: [10447313](https://pubmed.ncbi.nlm.nih.gov/10447313/)
14. Chappell MA, Bartholomew GA. Activity and Thermoregulation of the Antelope Ground Squirrel *Ammospermophilus leucurus* in Winter and Summer. *Physiol Zool*. 1981; 54(2):215–23.
15. Everts LG, Strijkstra AM, Hut RA, Hoffmann IE, Millesi E. Seasonal Variation in Daily Activity Patterns of Free-Ranging European Ground Squirrels (*Spermophilus citellus*). *Chronobiol Int*. 2004; 21(1):57–71. PMID: [15129824](https://pubmed.ncbi.nlm.nih.gov/15129824/)
16. Lee JE, Larsen RT, Flinders JT, Eggett DL. Daily and Seasonal Patterns of Activity at Pygmy Rabbit Burrows in Utah. *West N Am Nat*. 2010; 70(2):189–97. doi: [10.3398/064.070.0205](https://doi.org/10.3398/064.070.0205)
17. Long RA, Martin TJ, Barnes BM. Body temperature and activity patterns in free-living arctic ground squirrels. *J Mammal*. 2005; 86(2):314–22. doi: [10.1644/Brg-224.1](https://doi.org/10.1644/Brg-224.1)
18. Refinetti R. Body temperature and behaviour of golden hamsters (*Mesocricetus auratus*) and ground squirrels (*Spermophilus tridecemlineatus*) in a thermal gradient. *J Comp Physiol A Neuroethol Sens Neural Behav Physiol*. 1995; 177(6):701–5.
19. DeCoursey PJ. Free-running rhythms and patterns of circadian entrainment in three species of diurnal rodents. *J Interdiscipl Cycle Res*. 1973; 4(1):67–77.

20. Lazerte SE, Kramer DL. Using thermosensitive radiotelemetry to document rest and activity in a semi-fossorial rodent. *Wildl Soc Bull.* 2011; 35(4):481–8. doi: [10.1002/wsb.74](https://doi.org/10.1002/wsb.74)
21. Florant GL, Hill V, Ogilvie MD. Circadian Rhythms of Body Temperature in Laboratory and Field Marmots (*Marmota flaviventris*). In: Heldmaier G, Klingenspor M, editors. *Life in the Cold*: Springer Berlin Heidelberg; 2000. p. 223–31.
22. Zervanos SM, Salsbury CM, Brown JK. Maintenance of biological rhythms during hibernation in Eastern woodchucks (*Marmota monax*). *J Comp Physiol B.* 2009; 179(4):411–8. Epub 2008/12/25. doi: [10.1007/s00360-008-0327-z](https://doi.org/10.1007/s00360-008-0327-z) PMID: [19107488](https://pubmed.ncbi.nlm.nih.gov/19107488/)
23. Ditgen RS, Shepherd JD, Humphrey SR. Big cypress fox squirrel (*Sciurus niger avicennia*) diet, activity and habitat use on a golf course in southwest Florida. *Am Midl Nat.* 2007; 158(2):403–14.
24. Jodice PGR, Humphrey SR. Activity and Diet of an Urban-Population of Big Cypress Fox Squirrels. *J Wildl Manage.* 1992; 56(4):685–92.
25. Koprowski JL, Corse MC. Time budgets, activity periods, and behavior of Mexican fox squirrels. *J Mammal.* 2005; 86(5):947–52. doi: [10.1644/1545-1542\(2005\)86\[947:Tbapab\]2.0.Co;2](https://doi.org/10.1644/1545-1542(2005)86[947:Tbapab]2.0.Co;2)
26. Layne JN. The Biology of the Red Squirrel, *Tamiasciurus hudsonicus loquax* (Bangs), in Central New York. *Ecol Monogr.* 1954; 24(3):227–68.
27. Wauters L, Swinnen C, Dhondt AA. Activity Budget and Foraging Behavior of Red Squirrels (*Sciurus-Vulgaris*) in Coniferous and Deciduous Habitats. *J Zool.* 1992; 227:71–86.
28. Kramm K, Kramm D. Photoperiodic control of circadian activity rhythms in diurnal rodents. *Int J Biometeorol.* 1980; 24(1):65–76. doi: [10.1007/bf02245543](https://doi.org/10.1007/bf02245543) PMID: [7364519](https://pubmed.ncbi.nlm.nih.gov/7364519/)
29. DeCoursey PJ. Light-sampling behavior in photoentrainment of a rodent circadian rhythm. *J Comp Physiol A Neuroethol Sens Neural Behav Physiol.* 1986; 159(2):161–9. doi: [10.1007/BF00612299](https://doi.org/10.1007/BF00612299)
30. Refinetti R. Body temperature and behavior of tree shrews and flying squirrels in a thermal gradient. *Physiol Behav.* 1998; 63(4):517–20. doi: [10.1016/s0031-9384\(97\)00485-x](https://doi.org/10.1016/s0031-9384(97)00485-x) PMID: [9523893](https://pubmed.ncbi.nlm.nih.gov/9523893/)
31. Tester JR. Analysis of circadian rhythms of free-ranging mammals. Fourth International Symposium on Biotelemetry; 1978; Garmisch-Partenkirchen, Germany: International Symposium on Biotelemetry.
32. Adams CE. Diversity in fox squirrel spatial relationships and activity rhythms. *The Texas journal of science.* 1984; 36(2–3):197–203.
33. Fabre P-H, Hautier L, Dimitrov D, P Douzery EJ. A glimpse on the pattern of rodent diversification: a phylogenetic approach. *BMC Evol Biol.* 2012; 12(1):1–19. doi: [10.1186/1471-2148-12-88](https://doi.org/10.1186/1471-2148-12-88)
34. Steppan SJ, Storz BL, Hoffmann RS. Nuclear DNA phylogeny of the squirrels (Mammalia: Rodentia) and the evolution of arboreality from c-myc and RAG1. *Mol Phylogenet Evol.* 2004; 30(3):703–19.
35. Koprowski JL. *Sciurus niger*. *Mammalian Species.* 1994;(479):1–9. doi: [10.2307/3504263](https://doi.org/10.2307/3504263)
36. Steele MA, Koprowski JL. *North American tree squirrels*. Washington [D.C.]: Smithsonian Institution Press; 2001. xii, 201 p. p.
37. Thorington RW. *Squirrels of the world*. Baltimore: Johns Hopkins University Press; 2012. 459 p. p.
38. Huggins JG, Gee KL. Efficiency and Selectivity of Cage Trap Sets for Gray and Fox Squirrels. *Wildl Soc Bull.* 1995; 23(2):204–7.
39. Reighard SL, Bucholz AD, Haahr JA, Jenks JA. Fox Squirrel Weight and Age Structure in Mast and Non-Mast Forests. *Proc South Dakota Acad Sci.* 2004; 83:47–54.
40. Schroeder MA, Robb LA. Criteria for gender and age. In: Braun CE, editor. *Techniques for wildlife investigations and management*. Bethesda, MD: The Wildlife Society; 2005. p. 303–38.
41. Sikes RS, Paul E, Beaupre SJ. Standards for Wildlife Research: Taxon-Specific Guidelines versus US Public Health Service Policy. *Bioscience.* 2012; 62(9):830–4. doi: [10.1525/bio.2012.62.9.9](https://doi.org/10.1525/bio.2012.62.9.9)
42. Kanda LL, Fuller TK, Friedland KD. Temperature sensor evaluation of opossum winter activity. *Wildl Soc Bull.* 2005; 33(4):1425–31. doi: [10.2193/0091-7648\(2005\)33\[1425:tseoow\]2.0.co;2](https://doi.org/10.2193/0091-7648(2005)33[1425:tseoow]2.0.co;2)
43. Murray IW, Smith FA. Estimating the influence of the thermal environment on activity patterns of the desert woodrat (*Neotoma lepida*) using temperature chronologies. *Can J Zool.* 2012; 90(9):1171–80.
44. Sokolove PG, Bushell WN. Chi Square Periodogram—Its Utility for Analysis of Circadian-Rhythms. *J Theor Biol.* 1978; 72(1):131–60. PMID: [566361](https://pubmed.ncbi.nlm.nih.gov/566361/)
45. Ruf T. The Lomb-Scargle Periodogram in Biological Rhythm Research: Analysis of Incomplete and Unequally Spaced Time-Series. *Biol Rhythm Res.* 1999; 30(2):178–201. doi: [10.1076/brhm.30.2.178.1422](https://doi.org/10.1076/brhm.30.2.178.1422)
46. Nelson W, Tong YL, Lee JK, Halberg F. Methods for cosinor-rhythmometry. *Chronobiologia.* 1979; 6(4):305–23. PMID: [548245](https://pubmed.ncbi.nlm.nih.gov/548245/)

47. Refinetti R, Cornélissen G, Halberg F. Procedures for numerical analysis of circadian rhythms. *Biol Rhythm Res.* 2007; 38(4):275–325. doi: [10.1080/09291010600903692](https://doi.org/10.1080/09291010600903692) PMID: [23710111](https://pubmed.ncbi.nlm.nih.gov/23710111/)
48. Moore DS, Notz W, Fligner MA. *The basic practice of statistics.* 6th ed. New York: W.H. Freeman; 2013. xxxii, 745 p. p.
49. Refinetti R. Variability of diurnality in laboratory rodents. *J Comp Physiol A Neuroethol Sens Neural Behav Physiol.* 2006; 192(7):701–14. doi: [10.1007/s00359-006-0093-x](https://doi.org/10.1007/s00359-006-0093-x) PMID: [16421752](https://pubmed.ncbi.nlm.nih.gov/16421752/)
50. Campi KL, Krubitzer L. Comparative Studies of Diurnal and Nocturnal Rodents: Differences in Lifestyle Result in Alterations in Cortical Field Size and Number. *J Comp Neurol.* 2010; 518(22):4491–512. doi: [10.1002/Cne.22466](https://doi.org/10.1002/Cne.22466) PMID: [20886618](https://pubmed.ncbi.nlm.nih.gov/20886618/)
51. Hut R A, van Oort B E H, Daan S. Natural entrainment without dawn and dusk: The case of the European ground squirrel (*Spermophilus citellus*). *J Biol Rhythms.* 1999; 14(4):290–9. PMID: [10447309](https://pubmed.ncbi.nlm.nih.gov/10447309/)
52. Wassmer T. Body temperature and above-ground patterns during hibernation in European hamsters (*Cricetus cricetus* L.). *J Zool.* 2004; 262:281–8.
53. Berger A, Scheibe KM, Michaelis S, Streich WJ. Evaluation of living conditions of free-ranging animals by automated chronobiological analysis of behavior. *Behav Res Methods Instrum Comput.* 2003; 35(3): 458–66. doi: [10.3758/BF03195524](https://doi.org/10.3758/BF03195524) PMID: [14587555](https://pubmed.ncbi.nlm.nih.gov/14587555/)
54. Lincoln G, Messenger S, Andersson H, Hazlerigg D. Temporal expression of seven clock genes in the suprachiasmatic nucleus and the pars tuberalis of the sheep: evidence for an internal coincidence timer. *Proc Natl Acad Sci U S A.* 2002; 99(21):13890–5. doi: [10.1073/pnas.212517599](https://doi.org/10.1073/pnas.212517599) PMID: [12374857](https://pubmed.ncbi.nlm.nih.gov/12374857/)
55. Monecke S, Wollnik F. Seasonal variations in circadian rhythms coincide with a phase of sensitivity to short photoperiods in the European hamster. *J Comp Physiol B.* 2005; 175(3):167–83. doi: [10.1007/s00360-005-0472-6](https://doi.org/10.1007/s00360-005-0472-6) PMID: [15726385](https://pubmed.ncbi.nlm.nih.gov/15726385/)
56. Schilling A, Richard J-P, Servièrè J. Duration of activity and period of circadian activity–rest rhythm in a photoperiod-dependent primate, *Microcebus murinus*. *C R Acad Sci III.* 1999; 322(9):759–70.
57. Sulzman FM, Fuller CA, Moore-Ede MC. Circadian entrainment of the squirrel monkey by extreme photoperiods: interactions between the phasic and tonic effects of light. *Physiol Behav.* 1982; 29(4):637–41. doi: [10.1016/0031-9384\(82\)90232-3](https://doi.org/10.1016/0031-9384(82)90232-3) PMID: [7178267](https://pubmed.ncbi.nlm.nih.gov/7178267/)
58. Johnson CH, Elliott JA, Foster R. Entrainment of circadian programs. *Chronobiol Int.* 2003; 20(5): 741–74. PMID: [14535352](https://pubmed.ncbi.nlm.nih.gov/14535352/)
59. Gaillard JM, Pontier D, Allain D, Lebreton JD, Trouvilliez J, Clobert J. An Analysis of Demographic Tactics in Birds and Mammals. *Oikos.* 1989; 56(1):59–76. doi: [10.2307/3566088](https://doi.org/10.2307/3566088)
60. Stearns SC. *The evolution of life histories.* Oxford; New York: Oxford University Press; 1992. xii, 249 p. p.
61. Dobson FS. A lifestyle view of life-history evolution. *Proc Natl Acad Sci U S A.* 2007; 104(45):17565–6. doi: [10.1073/pnas.0708868104](https://doi.org/10.1073/pnas.0708868104) PMID: [17984050](https://pubmed.ncbi.nlm.nih.gov/17984050/)