

Review

Bioprocess Strategies for Vitamin B₁₂ Production by Microbial Fermentation and Its Market Applications

Álvaro Calvillo ¹, Teresa Pellicer ², Marc Carnicer ^{1,*} and Antoni Planas ^{1,*}¹ Laboratory of Biochemistry, Institut Químic de Sarrià, University Ramon Llull, 08017 Barcelona, Spain² HealthTech Bio Actives, S.L.U., 08029 Barcelona, Spain

* Correspondence: marc.carnicer@iqs.url.edu (M.C.); antoni.planas@iqs.url.edu (A.P.);

Tel.: +34-93-267-2076 (M.C.); +34-93-267-2025 (A.P.)

Abstract: Vitamin B₁₂ is a widely used compound in the feed and food, healthcare and medical industries that can only be produced by fermentation because of the complexity of its chemical synthesis. For this reason, finding better producer strains and optimizing their bioprocesses have been the main focus of industrial producers over the last few decades. In this review, we initially provide a historical overview of vitamin B₁₂ research and the main biosynthetic characteristics of the two microorganism families typically used for its industrial production: several strains of *Propionibacterium freudenreichii* and strains related to *Pseudomonas denitrificans*. Later, a complete summary of the current state of vitamin B₁₂ industrial production as well as the main advances and challenges for improving it is detailed, with a special focus on bioprocess optimization, which aims not only to increase production but also sustainability. In addition, a comprehensive list of the most important and relevant patents for the present industrial strains is provided. Finally, the potential applications of vitamin B₁₂ in different markets are discussed.

Keywords: cobalamin; *Propionibacterium freudenreichii*; *Pseudomonas denitrificans*; cyanocobalamin production



Citation: Calvillo, Á.; Pellicer, T.; Carnicer, M.; Planas, A. Bioprocess Strategies for Vitamin B₁₂ Production by Microbial Fermentation and Its Market Applications. *Bioengineering* **2022**, *9*, 365. <https://doi.org/10.3390/bioengineering9080365>

Academic Editor: Sabine Kleinsteuber

Received: 21 June 2022

Accepted: 29 July 2022

Published: 4 August 2022

Publisher's Note: MDPI stays neutral with regard to jurisdictional claims in published maps and institutional affiliations.



Copyright: © 2022 by the authors. Licensee MDPI, Basel, Switzerland. This article is an open access article distributed under the terms and conditions of the Creative Commons Attribution (CC BY) license (<https://creativecommons.org/licenses/by/4.0/>).

1. Historical Overview

Vitamin B₁₂, also known as cobalamin, is a water-soluble molecule essential in many organisms' metabolism. It has a complex structure and an elaborated biosynthesis, with over 30 biotransformation steps [1]. This biosynthetic pathway is only present in some bacteria and archaea, although the phyla capable of synthesizing vitamin B₁₂ are not necessarily interrelated, so mammals, and therefore humans, are unable to synthesize it.

Investigation into vitamin B₁₂ began in the 1920s in connection to an illness firstly described in 1824, pernicious anemia. The main symptoms of this illness included fatigue, weight loss, headaches and, in severe cases, dementia, memory loss, muscle weakness and peripheral neuropathy, which can become lethal without treatment. In 1926, Minot and Murphy demonstrated that patients with pernicious anemia could successfully recover from the condition by a special diet with high amounts of lightly cooked liver and muscle meat [2]. They theorized that the treatment was successful because of an unknown "extrinsic factor" present in animal livers. For this discovery, they were awarded the Nobel Prize in Physiology or Medicine in 1934, although it was more than two decades before the so called "extrinsic factor" was identified and isolated. This occurred in 1948, when two research groups from pharmaceutical companies (Folkers at Merck, Sharp & Dohme, and Smith at Glaxo) isolated, almost at the same time, a cobalt compound from animal livers that was able to cure pernicious anemia on its own [3,4]. A year later, the same compound could also be isolated from other sources, such as milk, beef and several bacterial cultures. This red crystalline octahedral cobalt compound was called vitamin B₁₂. Interestingly, years later, it was discovered that this compound was in fact one of the many isoforms of the

cobalamin (Cbl) family, cyanocobalamin (CNCbl), an artificial physiologically inactive form of cobalamin generated in the industrial process of extraction and isolation from the liver. In addition, CNCbl was the first cobalamin isoform whose structure was solved in 1955 by Dorothy Hodgkin [5].

In 1957, the structure of adenosylcobalamin (AdoCbl), one of the two active forms of cobalamin, was also determined by the same group [5]. These discoveries led to Hodgkin being awarded the Nobel Prize in Chemistry in 1960. Two years later, another physiologically active vitamin B₁₂ isoform, methylcobalamin (MetCbl), was discovered. Both AdoCbl and MetCbl were found to act as cofactors in several enzymes and, in the years to come, many MetCbl- and AdoCbl-dependent enzymes were isolated and described. Some of them, such as methionine synthase from *Escherichia coli* and L-methylmalonyl-CoA mutase from *Propionibacterium shermanii*, were crystallized [6,7], as well as most of the molecules responsible for vitamin B₁₂ transport in mammals [8–15].

In 1973, after a long study that spanned over a decade, the complete chemical synthesis of vitamin B₁₂ was described by Woodward and colleagues [16]. The process was complex, with over 60 steps, including protection and deprotection reactions, and rendered very low yields, less than 1% [16,17].

2. Structure of Cobalamin Derivatives and Functions as Enzyme Cofactors

Vitamin B₁₂ is the generic name used to designate a family of compounds (cobalamins or Cbl) that share the same common structure: a tetrapyrrolic corrinic ring with a central cobalt atom coordinated to four nitrogen atoms. This scaffold is similar to other prosthetic groups, such as heme in hemoglobin or cytochrome P450. This structure allows the use of the redox state of the central metallic atom, cobalt, allowing the molecule to fulfil its different functions.

As shown in Figure 1, the corrin ring is formed by four pyrrole units (C₄H₅N), joined on opposite sides by a C-CH₃ methylene link, a C-H link on one side and two pyrrole units directly joined, missing the methine bridge between the A and D subunits present in other known porphyrins, such as hemoglobin. This structure differs from those of other, similar molecules in terms of the number and type of side chains, the oxidation state and the central metallic atom.

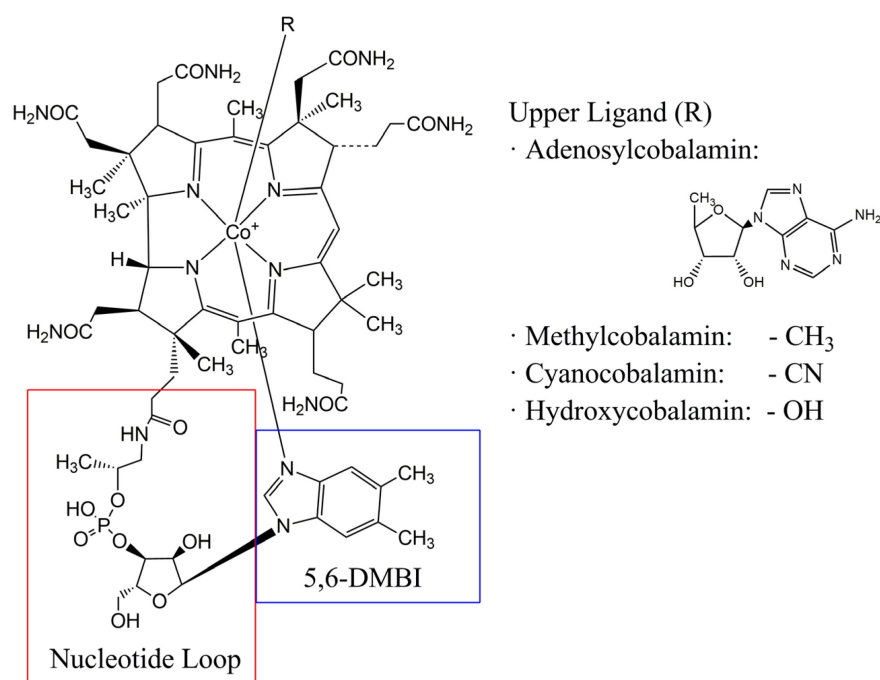


Figure 1. Schematical representation of the structure shared by all cobalamin isoforms. The main groups that usually act as the upper ligand are also shown. 5,6-DMBI: 5,6-dimethylbenzimidazole.

Besides the four N atoms of the pyrrole units, the central Co ion is linked to two other ligands. The lower ligand is the base 5,6-dimethylbenzimidazole (DMBI) linked with the central Co ion through the N7-atom in α -axial conformation. DMBI is also linked to one of the side chains of the central corrinic structure: its phosphate group joins to an aminopropanol group that is linked to the propionic acid side chain of the pyrrole unit D of the corrinic ring.

Finally, the sixth ligand is linked to Co in the β -axial position. The nature of this chemical group is variable, presenting different physiological and catalytic functions. For example, a 5-deoxyadenosyl group in this position forms adenosylcobalamin (AdoCbl), while a methyl group forms the methylcobalamin (MetCbl) isoform. In fact, the C-Co bond found in AdoCbl was the first bond of its type described in a biological molecule [18]. Although these two are the isoforms that present physiological activity as cofactors in humans, other forms, such as hydroxocobalamin (OHcbl) or cyanocobalamin (CNcbl), exist, as well as others with less common upper ligands, such as nitritocobalamin (NitCbl), sulfitecobalamin (SulCbl) or glutathionylcobalamin (GlutCbl) [19].

On one hand, MetCbl is a cofactor of several methyltransferases, such as methionine synthase in humans, an important cellular housekeeping enzyme that functions in two major metabolic pathways: the tetrahydrofolate-dependent one-carbon cycle and the final step in the conversion of methionine from homocysteine. On the other hand, AdoCbl is used as a cofactor by several enzymes, mostly mutases, although only one AdoCbl dependent enzyme is found in mammals: L-methylmalonyl-CoA mutase (MMCM), a critical enzyme for propionate catabolism and degradation of odd-chain fatty acids, several amino acids (valine, isoleucine, methionine, threonine) and cholesterol.

As previously stated, AdoCbl and MetCbl are the active cobalamin isoforms, but they are also known to be light sensitive [20,21]. For this reason, the most common commercial form of vitamin B₁₂ is CNcbl instead, which is more stable and readily converted in the body into an active coenzyme form [22].

3. Biosynthesis of Vitamin B₁₂: The Aerobic and Anaerobic Pathways

The discovery of the structure and biological functions of the different vitamin B₁₂ compounds in the 1970s focused the attention of many researchers on the biosynthetic pathways of Cbl-producing organisms. The structural complexity, as it was later established, was due to a large and convoluted biosynthesis that involves more than thirty genes and many enzymatic steps for the “de novo” synthesis of the molecule. This pathway is thought to be exclusive for some bacteria and archaea, as there is no genetic evidence of any eukaryotic organism being capable of producing any isoform of Cbl [1,23].

Although some intermediates were found and isolated earlier [24], it was not until the 1990s that the complete biosynthetic pathway was described in *Pseudomonas denitrificans* [25]. The genes involved in Cbl synthesis were given the prefix cob and a letter that refers to each gene position in the operon. In the following years, the cob enzymes and cobalamin intermediates of *P. denitrificans* were characterized and isolated by the French company Rhône-Poulenc Santé, nowadays Sanofi [26].

Later, genes involved in Cbl biosynthesis were characterized in other organisms, such as *Bacillus megaterium*, *Salmonella enterica* and the previously studied *Propionibacterium freudenreichii*. From the beginning, it was clear that the pathway found in the later organisms was similar to the one found in *P. denitrificans* but genetically different. Key differences included the lack of a monooxygenase and a different cobaltochelatase. Taking this into account, two different pathways for Cbl biosynthesis were established: (i) an aerobic or late cobalt insertion pathway, performed by *P. denitrificans* [27] and, as it was later discovered, by other microorganisms, such as *Ensifer casida* and *Sinorhizobium meliloti*; and (ii) an anaerobic or early cobalt insertion pathway, performed mainly by *P. freudenreichii*, *B. megaterium* and *S. enterica* [28].

Independently of the biosynthetic pathway, tetrapyrrole synthesis begins with the synthesis of 5-aminolaevulinic acid (ALA). Thereafter, ALA conversion to a tetrapyrrolic

macrocycle structure is performed by three different enzymatic reactions. First, an ALA dehydratase (EC 4.2.1.24), a Zn²⁺ and Mg²⁺-dependent enzyme catalyzes the condensation reaction between two ALA molecules to form porphobilinogen (PBG) [29]. Then, a PBG deaminase (EC 4.3.1.8) polymerizes four molecules of PBG into a linear tetrapyrrole. Finally, a uroporphyrinogen III synthase (EC 4.2.1.75) is able to invert the final pyrrole unit and link it to the first pyrrole unit of the linear tetrapyrrole, forming uroporphyrinogen III, an unsymmetrical hexahydro porphyrin isomer [30]. This molecule is the last intermediate shared with other prosthetic groups, such as heme and chlorophyll groups [31].

The transformation of uroporphyrinogen III to precorrin-2, the first molecule in Figure 2, is catalyzed by an uroporphyrinogen III methyltransferase (EC 2.1.1.107), which requires S-adenosyl-L-methione (SAM) as the methyl donor. More specifically, the enzyme methylates at C-2 of the uroporphyrinogen III forming precorrin I and, after a phototrophic tautomerization, the same enzyme is able to methylate at C-7, obtaining precorrin-2, which is the last common intermediate for coenzyme siroheme, P450 and vitamin B₁₂ [31,32].

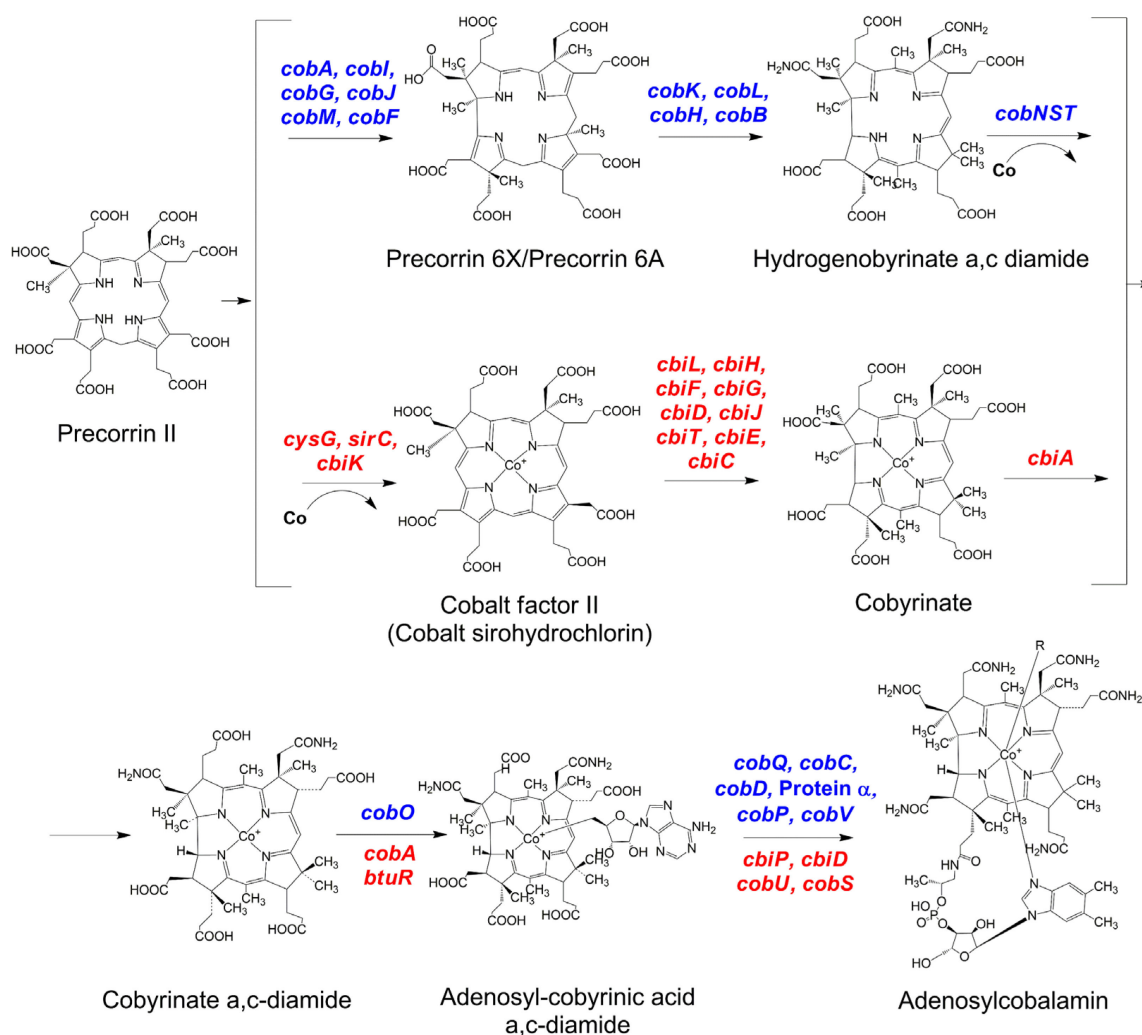


Figure 2. Summary of anaerobic and aerobic adenosylcobalamin biosynthesis. Genes encoding the proteins from the aerobic and anaerobic pathways are shown in blue and red, respectively, except for Protein α whose coding gene is not known.

The main differences between the aerobic and anaerobic pathways are in the ring contraction and cobalt chelation steps (see Figure 2). On one hand, the ring contraction in the aerobic pathway requires a molecule of oxygen plus a monooxygenase (CobG) to form precorrin-3B, a hydroxylated γ -lactone intermediate that undergoes a masked pinacol rearrangement during the ring contraction, extruding the methylated C20 position. The ring

is then totally contracted, and an acetic acid molecule is liberated in the process [28]. On the other hand, the ring contraction takes place at a later stage in the anaerobic pathway when the cobalt has already been inserted in the molecule. This step is catalyzed by the enzyme codified by the *cbiH* gene, with no molecular oxygen needed. Thereafter, a SAM-dependent methylation takes place at C17, promoting the extrusion of the already methylated C20 position and forming a δ -lactone ring [28].

Cobalt chelation is also very different in both pathways. In the aerobic pathway, there is a “late” insertion of the cobalt atom once the ring has been fully contracted. This insertion is catalyzed by an ATP-dependent multienzyme complex (*cobNST*) in the presence of magnesium [28,33]. In the anaerobic pathway, this step takes place at an earlier point on the route, when a cobalt chelatase, encoded by either *cbiX* or *cbiK* genes, catalyzes the cobalt insertion with the ring still in a non-contracted state [28].

In addition, independently of the biosynthetic pathway of the corrin ring, DMBI is produced separately to be later attached in α -axial conformation. The lower ligand synthesis has been described recently and also presents two clearly differentiated routes (the aerobic and the anaerobic pathway), depending on the needs of oxygen.

On one hand, the aerobic biosynthesis of DMBI is catalyzed by the 5,6-dimethylbenzimidazole synthase BluB (EC 1.13.11.79), which performs the fragmentation and contraction of the bound flavin mononucleotide cofactor and the cleavage of the ribityl tail to form DMBI and D-erythrose 4-phosphate in the presence of molecular oxygen. Later, the phosphoribosyltransferase CobU/T (EC 2.4.2.21) introduces the DMBI via a nucleophilic substitution reaction [34]. This pathway was firstly described for *S. meliloti* [35] and later found in the majority of Cbl-producing bacteria [36], including the two most important industrial producers, *P. freudenreichii* [37] and *P. denitrificans* [38]. This fact highlighted the incapacity of *P. freudenreichii* to completely produce Cbl anaerobically without any external addition of DMBI.

On the other hand, the anaerobic biosynthesis of DMBI is catalyzed by the gene products of the *bzaA-bzaB-cobT-bzaC-bzaD-bzaE* operon, which promote the formation of DMBI with 5-hydroxybenzimidazole, 5-methoxybenzimidazole and 5-methoxy-6-methylbenzimidazole as intermediates. This route was described in the obligate anaerobic bacteria *Eubacterium limosum* [39] and *Acetobacterium woodii* [34].

4. Microbial Production of Vitamin B₁₂: Bioprocess Optimization for Cyanocobalamin Production

The demand for cobalamin by the food, beverage, dietary and nutraceutical industries has increased sharply in recent years due to the increased health awareness of the general population as well as the growing popularity of alternative diets, such as vegan and vegetarian diets. For this reason, many efforts have been made in strain and process optimization for cyanocobalamin production over the years [1,40].

Besides the cobalamin forms already mentioned, AdoCbl, MetCbl and CNCbl, there are many other cobamides with different lower axial ligands that act as key cofactors for corrinoid-dependent enzymes that are important, for example, for gut microbiota [41,42]. Despite their importance, this review is focused only on cyanocobalamin, the form that can be absorbed and used by humans and which is currently produced industrially.

Historically, the microorganisms used for cobalamin production at industrial scale were strains with high natural productivity, mainly different strains of *P. freudenreichii* and *P. denitrificans*, as well as related strains, such as *Pseudomonas nitroreducens* and *E. casida* [1,40].

For many years, a common strategy to improve these strains has been the usage of random mutagenesis techniques to increase vitamin B₁₂ productivity or resistance to toxic intermediates present in media [43]. Nevertheless, overexpression of genes involved in cobalamin biosynthesis [44], heterologous expression of foreign genes [45] and downregulation [46] of several genes have also generated better producer strains. Furthermore, it is worth noting the appearance of new productive strains with promising results, such as *B. megaterium* [47] and *Acetobacter pasteurianus* [48], and the heterologous expression

of the biosynthetic pathway in other well-known cell platforms, such as *E. coli*, the later extensively reviewed in Fang et al.'s 2017 study [40]. Recently, Balabanova and co-workers have extensively reviewed the genetic and biosynthetic regulation as well as the genetic tools that have been used with the aim of improving cobalamin production in different cell factories [36].

In contrast, there are also many examples of advances in vitamin B₁₂ microbial production by bioprocess optimization. Table 1 summarizes the most relevant innovations performed at a bioprocess level for increased Cbl production and new strategies for Cbl production in new platforms or media. Studies focused on increased production via genetic engineering of known strains are not presented because the objective of this section is to provide an update on the main bioprocess innovations for biotechnological cobalamin production. A summary of culture conditions, media specifications and volumetric productions and productivities is included.

Table 1. Summary of reported productions with the industrial cobalamin producing strains.

Microorganism/Strain	Main Media Components	Scale	Summary/Innovation	Volumetric Production	Volumetric Productivity (mg/L/h)	Reference
<i>B. megaterium</i> DSM 319	Terrific broth media	250 mL shake flask	Precursor supplementation and pO ₂ control	0.21 mg/L ^c	0.006 mg/L/h ^c	[47]
<i>Lactobacillus reuteri</i> ZJ03	Soy milk	250 mL shake flask	Different carbon source supplementation	0.204 mg/L	0.003 mg/L/h	[49]
<i>P. freudenreichii</i> subsp. <i>shermanii</i> NRRL-B-4327, 3523 and NRRL-B-3524	Sodium lactate broth	250 mL shake flask	Vitamin B ₁₂ analogue addition	31 mg/L	0.51 mg/L	[50]
<i>P. freudenreichii</i> CICC 10019	Glucose, CSL ^a	7 L stirred tank bioreactor	Expanded-bed bioreactor (EBAB) with crop stalk hydrolysates	47.6 mg/L	0.18 mg/L/h	[51]
<i>P. freudenreichii</i> CICC 10019	Glucose, CSL	7 L stirred tank bioreactor	EBAB bioreactor	43.4 mg/L	0.27 mg/L/h	[52]
<i>P. freudenreichii</i> CICC 10019	Glucose, CSL	1.5 L stirred tank bioreactor	EBAB bioreactor and DMBI addition	58.8 mg/L	0.59 mg/L/h	[53]
<i>P. freudenreichii</i> CICC 10019	Glucose/glycerol, CSL	5 L stirred tank bioreactor	EBAB bioreactor, glycerol as carbon source and crop stalk hydrolysate as nitrogen source	43 mg/L	0.36 mg/L/h	[54]
<i>P. freudenreichii</i> DF13	Supplemented whey permeate	1 L stirred tank bioreactor	Co-culture with <i>Lactobacillus plantarum</i> SM39 for simultaneous folate and Cbl production	0.75 mg/L	0.004 mg/L/h	[55]
<i>P. freudenreichii</i> DSM 20271 // <i>Lactobacillus brevis</i> ATCC 14869	Wheat bran dough	n.d. ^b	Co-fermentation in wheat bran dough for in situ production of Vitamin B ₁₂	332 ng/g ^c	n.d. ^b	[56]

Table 1. Cont.

Microorganism/Strain	Main Media Components	Scale	Summary/Innovation	Volumetric Production	Volumetric Productivity (mg/L/h)	Reference
<i>P. freudenreichii</i> IFO 12424 / <i>Ralstonia eutropha</i> H16 (ATCC17699)	Polypeptone, casein, yeast extract	5 L stirred tank bioreactor	Cell recycling system and co-culture with <i>Ralstonia eutropha</i> for decreasing propionic acid inhibition	8 mg/L ^c	0.14 mg/L/h ^c	[57]
<i>P. freudenreichii</i> PTCC 1674.	Tryptone, yeast extract, different carbon sources	100 cm ³	Waste frying sun oil as a carbon source for vitamin B ₁₂ production	2.74 mg/L	0.02 mg/L/h	[58]
<i>P. freudenreichii</i> subsp. <i>shermanii</i> ATCC 13673	Glucose, yeast extract	2 L stirred tank bioreactor	Inoculum volume, pH control and substrate concentration optimization	0.087 mg/L	0.002 mg/L/h	[59]
<i>P. freudenreichii</i> subsp. <i>shermanii</i> CICC 10019	Glucose, CSL	100 L fermenter	Addition of DMBI precisely with Ado-Cbl control strategy	39.15 mg/L	0.32 mg/L/h	[60]
<i>P. freudenreichii</i> subsp. <i>shermanii</i>	Glycerol, tryptone, casein, DMBI	200 mL shake flask	Media optimization by design of experiments with crude glycerol as the main carbon source	4.01 mg/L	0.024 mg/L/h	[61]
<i>P. freudenreichii</i> subsp. <i>shermanii</i>	Whey based media	20 mL tubes	DMBI, Nicotinamide and Riboflavin supplementation	5.3 mg/L	0.03 mg/L/h	[62]
<i>P. freudenreichii</i> subsp. <i>shermanii</i>	Food-like media (cereal matrices)	n.d. ^b	Precursor supplementation in different cereal-like matrices	1.5 mg/Kg	0.009 mg/Kg/h	[63]
<i>P. freudenreichii</i> subsp. <i>shermanii</i> 2067	Cheese-based propionic media/whey-based liquid media	50 mL shake flask	Production in food-like conditions without DMBI addition	0.124 mg/L ^c	0.0013 mg/L/h	[64]
<i>P. freudenreichii</i> CICC10019	Glucose, yeast extract, CSL	100 mL flasks	Media optimization by statistical analysis	8.32 mg/L	0.068 mg/L/h	[65]
<i>P. freudenreichii</i> CICC10019	Glucose, CSL	7 L fermenter	Membrane separation-coupled fed-batch fermentation	21.6 mg/L	0.16 mg/L/h	[66]
<i>P. denitrificans</i>	Maltose, peptone, betaine	250 mL shake flask	Addition of rotenone as a respiration inhibitor for enhanced production	54.7 mg/L	0.57 mg/L/h	[67]
<i>P. denitrificans</i>	Beet molasses, sucrose, betaine	120 m ³ fermenter	Glucose-betaine feeding, pH control strategy	214.13 mg/L ^c	1.27 mg/L/h ^c	[68]
<i>P. denitrificans</i>	Glucose, CSL, betaine	120 m ³ fermenter	Stepwise oxygen uptake rate control strategy	188 mg/L	1.12 mg/L/h	[69]

Table 1. Cont.

Microorganism/Strain	Main Media Components	Scale	Summary/Innovation	Volumetric Production	Volumetric Productivity (mg/L/h)	Reference
<i>P. denitrificans</i>	Glucose, CSL, betaine	50 L fermenter	Effects of specific oxygen consumption rate on cell morphology and production	213.1 mg/L	1.88 mg/L/h	[70]
<i>P. denitrificans</i>	Maltose, peptone, betaine	250 mL shake flask	Betaine supplementation	58.61 mg/L	0.48 mg/L/h	[71]
<i>P. denitrificans</i>	Maltose syrup, CSL, betaine	120 m ³ fermenter	Maltose syrup and CSL as the main substrates	198.27 mg/L	1.10 mg/L/h	[72]
<i>P. denitrificans</i>	Glucose, CSL, betaine	120 m ³ fermenter	pO ₂ stepwise control	198.80 mg/L	1.18 mg/L/h	[73]

The main microorganism, strain, scale and media compounds are shown as well as a brief summary of the main innovation and the volumetric productions. Volumetric productions are presented in mg/L. Volumetric productivities were calculated using data from the original publications. ^a CSL: corn steep liquor; ^b n.d.: not determined; ^c Values were converted to mg/L or mg/L/h using the data available from the original publication.

Overall, sharp differences in cobalamin production can be found amongst different producing microorganisms. In this sense, volumetric productions and productivities obtained with *P. denitrificans* are clearly superior to the ones obtained with other producers, while *P. freudenreichii* productions vary widely between strains and culture conditions. In the case of the latter, strategies based on decreasing the propionic acid inhibitory effect seem to be the most effective.

4.1. Microbial Production in *Pseudomonas denitrificans*

P. denitrificans is a Gram-negative bacterium that uses the aerobic biosynthetic pathway to produce vitamin B₁₂. Despite not having a Generally Recognized as Safe (GRAS) status, *P. denitrificans* is currently the main vitamin B₁₂ producer used by industrial manufactures, such as Sanofi in Europe [74] or the Huarong Pharmacy Corporation in China.

On one hand, the Sanofi strain was originally generated by a combination of random mutagenesis and molecular biology techniques and, although no official information about its volumetric production is available, taking into consideration other aerobic strains, it is tempting to speculate that it may produce around 200–300 mg/L [72]. The optimized strain was originated from a natural, high-producing strain known as MB-580, first described and patented in 1962 (US3018225A). Over several years, the French company Rhône-Poulenc amplified several of the cob genes involved in vitamin B₁₂ biosynthesis until certain high-producing strains were created—SBL27 and, eventually, SC510 [26]. Sanofi, former Rhône-Poulenc, is now the main European vitamin B₁₂ manufacturer.

The dominant worldwide producers of vitamin B₁₂ on the market are, however, based in China and include the North China Pharmaceutical Company, the Henan Luyuan Pharmaceutical Company, the Hebei Yuxing Bio-Engineering Company and the Chinese CSPC Huarong Pharmaceutical Company, with a combined reported vitamin B₁₂ production in 2020 of approximately 31.41 tons and an estimated value of USD 339.8 million [75]. The origin of the strains used in their industrial productions is not precisely known but assumed to be an aerobic strain due to different publications from research groups related to the Huarong Pharmaceutical Company [69,73,76], and the latest patents on bioprocess optimization with *P. denitrificans* presented in China claim volumetric productions of up to 281 mg/L (see Table 2).

Besides genetic modifications, vitamin B₁₂ productivity improvement in *P. denitrificans* has also been achieved with culture media optimization and changes in bioprocessing

conditions. For example, the effects of trace elements in media, pH, dissolved oxygen control and the addition of several supplements have been tested. In this sense, the addition of Zn^{2+} has been reported to have a significant positive effect on the synthesis of ALA and PBG, two of the main precursors of cobalamin, while supplementation with Co^{2+} and DMBI, the base that is incorporated into the nucleotide loop, positively affects production [77]. Optimization of the initial amounts of these three compounds by design of experiments led to a 13% increase in cobalamin production [77].

Media composition affected the pH stability of cultures and showed a significant effect on vitamin production. In order to better control pH, a feeding strategy with glucose as carbon source and betaine as methyl donor was developed and was found to be beneficial for vitamin production when applied to 120 m³ bioreactor cultures [69,73,76]. Moreover, although it is well known that betaine acts as a methyl donor for vitamin B₁₂ biosynthesis [78] and enhances the formation of several key intermediates, such as ALA, glutamate, glycine and methionine [71], high concentrations of betaine can also inhibit cell growth [71,76]. Therefore, a proper betaine feeding strategy was further developed to balance the negative effect on cell growth and the positive effect on cobalamin production and was later successfully implemented at industrial scale [76].

Oxygen transfer rate (OTR) has also been a major subject of bioprocess optimization in *P. denitrificans*. Higher OTRs during initial culture stages enhance cell growth, while lower OTRs in later stages were found to be critical for higher productivity [69]. Later studies revealed that the increased production observed in lower oxygenation conditions can be related to alterations in cell morphology, stimulating change from the cell growth phase to an elongation state that presents higher vitamin B₁₂ production [70]. Taking this into consideration, several multi-step dissolved oxygen control strategies were developed, in which aeration and agitation were gradually reduced until dissolved oxygen values fell below 2%, obtaining an improvement in production around 17% [69,73]. Furthermore, the addition of respiratory chain inhibitors, such as rotenone, could also enhance vitamin production despite a detrimental impact on cell growth [67].

Finally, different carbon and nitrogen sources, such as glucose, maltose syrup, beet molasses and corn steep liquor, have been tested as cheaper alternatives to more expensive refined sucrose and glucose. Some of these compounds could negatively affect pH stability and therefore the final vitamin production [68]. Nevertheless, a combination of maltose syrup, corn steep liquor and betaine has been reported as a successful and cheaper alternative to the traditional media compositions [72].

4.2. Microbial Production in *Propionibacterium freudenreichii*

P. freudenreichii strains comprise Gram-positive rod-shaped bacteria named after their capacity to synthesize large quantities of propionic acid by the Wood–Werkman pathway. In contrast to aerobic vitamin B₁₂ producers, *P. freudenreichii* has the advantage of GRAS status having been granted by the FDA and Qualified Presumption of Safety (QPS) status granted by the EFSA.

Some genetic engineering approaches were tested in *P. freudenreichii* to obtain higher amounts of vitamin B₁₂. For example, the overexpression of some of the main genes involved in cobalamin synthesis [44] and a genome shuffling approach [79] were reported to improve cobalamin production. However, the main industrial strains were usually obtained by random mutagenesis using different mutagenic agents, such as UV light or chemical compounds, to obtain better cobalamin producers. In *P. freudenreichii*, these high-yield strains usually present higher tolerance and resistance to propionic acid [43].

P. freudenreichii are facultative anaerobic strains that follow the anaerobic biosynthetic route for cobalamin production. Despite their only producing high cobalamin yields at very low-oxygen conditions, oxygen is needed for DMBI synthesis and its attachment to the corrinic ring [80]. For this reason, the culture is usually divided into two stages: a first stage in which the cells are cultured in complete anaerobic conditions and a second stage, usually

after 72–96 h of cultivation [59,62,80], in which gentle aeration is provided by agitation to generate the microaeration needed for DMBI synthesis and cobalamin production [74].

The GRAS status of these vitamin B₁₂ producers allowed the expansion of their market scope by allowing their direct use in the production of food products. In this sense, in situ food fortification with *P. freudenreichii* has been successfully tested using food-like media, such as in cheese-like propionic medium or whey-based liquid medium [62,64], cereal matrices [63] and in situ fortification of tempeh [81]. Although final cell densities and reported production levels are low compared to other, traditional media, in the context of food fortification, it allows an increase in cobalamin content using non-traditional sources and the achievement of the recommended daily vitamin B₁₂ consumption levels with only small amounts of fermented products [64].

As mentioned before, these bacteria have the ability to produce large quantities of propionic acid, which eventually becomes toxic and limits cell growth [52]. Therefore, several bioprocess optimization strategies for decreasing propionic accumulation have been tested. In particular, in situ product removal (ISPR) techniques have shown promising results for the simultaneous production of propionic acid and vitamin B₁₂. Among ISPR techniques, the use of expanded-bed adsorption bioreactors (EBABs) with high biocompatibility resins, such as ZGA330, has been reported to support vitamin B₁₂ volumetric production levels between 40 mg/L and 60 mg/L [52]. In EBABs, adsorption occurs when the column is expanded, allowing the culture to pass through the chromatographic column without clogging, while propionic acid is retained in the resin [54]. Different culture conditions [54], carbon and nitrogen sources [51] and the addition of media supplements, such as DMBI [53], have been tested for the simultaneous improvement of propionic acid and vitamin B₁₂ production. In an EBAB system, the combination of glucose and glycerol [54] and corn stalk hydrosylates [51] have proven to be efficient carbon sources, with reported volumetric CNCbl production levels of 43.2 mg/L and 47.6 mg/L, respectively.

Another interesting approach to decrease propionic acid concentration is the co-fermentation of *P. freudenreichii* with other microorganisms capable of metabolizing propionic acid. For example, the co-culture of *P. freudenreichii* and *Ralstonia eutropha* showed an improved cobalamin production from 6.73 mg/L to almost 19 mg/L [57]. Moreover, co-fermentation has also been successfully applied not only to reduce propionic acid but also to either produce more than one product simultaneously or to fortify other cell cultures. Simultaneous production of both folate and vitamin B₁₂ was achieved with the co-cultivation of *P. freudenreichii* and *Lactobacillus plantarum* (currently named *Lactiplantibacillus plantarum* [82]) [55], and a co-fermentation of a *Basidiomycota* strain plus *P. freudenreichii* has been recently patented to simultaneously produce vitamin D and B₁₂ [83]. A food fortification example would be the in situ vitamin B₁₂ production in bread dough performed in whey-based media with the co-cultivation of *P. freudenreichii* and *Lactobacillus brevis* (currently named *Levilactobacillus brevis* [82]) to ensure microbial safety and stability [56].

Supplementation with cobalamin precursors is another common strategy for increasing productivity. The addition of common precursors and needed compounds, such as ALA and Co²⁺, has often been described as beneficial for vitamin production [1]. Although all *P. freudenreichii* strains are capable of synthesizing DMBI on their own, the biosynthesis of this base is low. Moreover, DMBI formation is not possible in strictly anaerobic conditions, as oxygen is needed for its synthesis [37]. If the availability of DMBI is restricted, the active form of vitamin B₁₂ is not formed, and the cells begin to accumulate incomplete forms, such as cobinamide or pseudovitamin B₁₂. Thus, the addition of DMBI or even DMBI precursors, such as Riboflavin or Nicotiamide, has been consistently reported as a positive factor in cobalamin production [1,40,53,60,62,64]. In addition, other groups have found that the addition of vitamin B₁₂ analogues can decrease feedback inhibition and increase cobalamin production [50].

Finally, *P. freudenreichii* cultures are also interesting in industrial settings for their ability to grow in a wide range of complex carbon and nitrogen sources and even waste and spent media, such as molasses [84], crude glycerol [61], waste frying sunflower oil [58],

tomato pomace [85], liquid acid protein residue of soybean [86] and vegetable juice spent media [87].

5. Vitamin B₁₂ Downstream Processing and Post-Modification Strategies

Recovery of vitamin B₁₂ is a well-described process and, to the best of the authors' knowledge, has remained unchanged during the past decades at industrial scale (see Figure 3 for a classical bioprocess scheme). Briefly, culture broth is subjected to several separation and purification steps (including extraction, filtration and adsorption processes) which impact on overall process yield and feasibility. Classical downstream processing starts with a biomass concentration to significantly reduce the volume, normally performed by centrifugation. Nevertheless, depending on the bioprocess, Cbl can also be found extracellularly, so purification may start from whole broth.

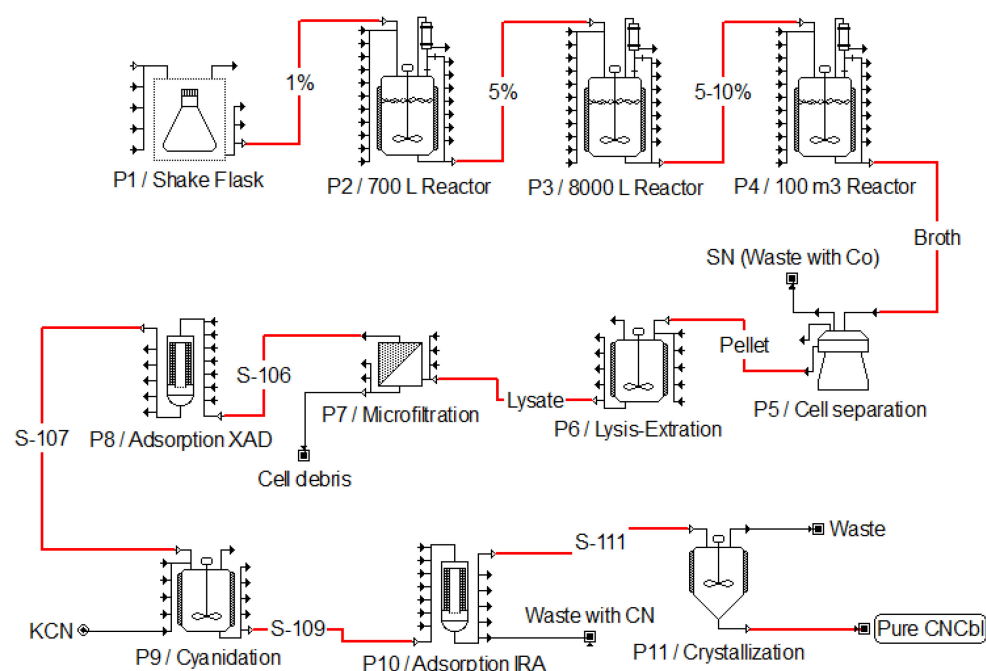


Figure 3. Classical bioprocess to obtain highly pure Cyanocobalamin. The main CNCbl stream is highlighted in red. Intermediate storage vessels are omitted to simplify the figure. P1 to P11 represent Process 1 to Process 11, respectively. Bioprocess represented using SuperPro Designer[®] V9 Academic Site Edition, Intelligen, Inc. (Scotch Plains, NJ, USA).

Either way, all species of corrinoids are extracted by heating at 80–120 °C and a pH of 6.5–8.5 for 10–30 min. Cyanidation can be performed during the extraction process or after the initial filtration and adsorption steps [74,88]. In both cases, the different corrinoids are transformed into CNCbl by the addition of potassium cyanide or thiocyanate. This process is usually performed in the presence of sodium nitrite and heat [80].

Later, CNCbl solution is subsequently clarified by one or more filtration (microfiltration and/or nanofiltration) and adsorption (XAD resin) processes. If the produced Cbl is directed to animal feed, the vitamin solution is often treated with zinc chloride and precipitated with organic solvents, such as acetone, to obtain the final product [89]. When greater purity is required, for example, for pharmaceutical uses, further adsorption steps with different resins (e.g., IRA, Alumina) are often needed to obtain a pure final product. Figure 3 represents a classical bioprocess to obtain highly pure CNCbl.

Once vitamin B₁₂ is purified, it may undergo different post-modifications to be used as a food supplement or oral pharmaceutical in order to enhance its bioavailability. Protecting these compounds can be especially interesting in cases of a non-functional intrinsic factor, which causes very low Cbl bioavailability [90,91]. In this sense, several techniques have been developed to protect oral supplements against specific conditions found in the

gastrointestinal environment [92]. Among them, microencapsulation, which is already widely used in pharmaceutical and cosmetic industries [93], has proved to improve vitamin B₁₂ stability using either food-grade W₁/O/W₂ emulsions [94,95], liposomes [96] or different food-grade encapsulating agents, such as chitosan, arabic gum, sodium alginate, carrageenan, maltodextrin, modified starch, cyanobacterial extracellular polymeric, xanthan and pectin [97,98]. Moreover, Fidaleo and co-workers have recently reviewed nanocarrier usage as a promising nanotechnology that may enable vitamin B₁₂ therapies to be improved, reducing side effects and overall costs as well as ameliorating the quality of patient lives [99].

6. Patents—State of the Art

Research in cobalamin production has been extensively patented since its very beginning, with thousands of patents being published, although most of them are no longer active. Due to the large number of publications and the fact that nowadays most of the production and industrial advances are being made in China, providing a comprehensive list of all the currently active and used patents is difficult and beyond the scope of this review. Instead, Table 2 aims to provide a historical overview of some of the most important and relevant patents for the current industrial strains. We include the state of each patent—as expired, abandoned, or active—in addition to the main innovations claimed and, if available, volumetric production figures.

In 1962, one of the first relevant patents related to the subject after the discovery of the extrinsic factor was US3018225A [100], where the discovery of a natural, high-producing strain (*P. denitrificans* MB580) was described. This strain was extensively researched and many high-producing strains, such as SC510, were obtained through genetic engineering approaches, as described in US20060019352A1 [101]. In fact, researchers associated with Rhône-Poulenc used MB580 and its derived strains to study the genes behind aerobic Cbl biosynthesis and presented the complete aerobic biosynthetic pathway in 1990 [26]. Nowadays, the precise aerobic strains used for industrial cobalamin production are not known but are thought to be closely related to SC510. More recent aerobic strain-related patents cover all stages of bioprocess development: (i) screening and identification of new producer strains (CN111254173 A [102]), (ii) media and bioprocess optimization (CN108949866 A [103], CN110205350 A [104], CN109837320 A [105]) as well as (iii) downstream processing (CN111808158 A [106]).

On the other hand, most of the earliest anaerobic- and *P. freudenreichii*-related patents were focused on strain optimization for CNCbl production. In this sense, one of the most significant early patents is US4544633A [43], where the generation of a propionic-resistant producing strain by random mutagenesis is described. Besides strain enhancement, later patents often focused on bioprocess optimization and the use of bed-expanded bioreactors for the simultaneous production of CNCbl and other compounds of interest, such as propionic acid (US6492141B1 [107]). In addition, the possibility of using Cbl-producing strains of *P. freudenreichii* as probiotics has also been patented (US7427397B2 [108]). Interestingly, the latest patents related to anaerobic strains are focused on either co-cultivation strategies (US9938554 [109], US20200149084A1 [83]) or co-production (CN206828509U [110], IN201827044769 A [111]). The latter patent, IN201827044769 A [111], claims a volumetric production of 76.13 mg/L, which is the maximum production reported for a *P. freudenreichii* strain.

Finally, there are a number of patents with alternative producing strains, such as *B. megaterium* (US2576932A [112]), several *Lactobacillus* strains (WO2011154820A2 [113]), *S. meliloti* (CN104342390 A [114], CN110804598 A [115]) and even *E. coli* (WO2019109975A1 [116]). The production levels of most of these microorganisms are quite low compared to the traditional producers, and patents are often focused on strain identification or strain enhancement by genetic engineering or heterologous expression of the main genes involved in Cbl biosynthesis. However, the exception is the *S. meliloti* strain (CGMCC 9638), which has a vitamin B₁₂ production level in the range of 50–115 mg/L [115].

Table 2. Main patents related to vitamin B₁₂ production.

Patent Application Number (Reference)	Name	Microorganism/Strain	Innovation	Volumetric Production	Year
US4544633A [43] (Expired)	Process for producing vitamin B ₁₂ by the fermentation technique, and vitamin B ₁₂ -producing microorganism	<i>P. freudenreichii</i> (IFO 12424, IFO 12391, IFO 12426)	Creation of propionic-resistant strains (<i>P. freudenreichii</i> FERM-86 and FERM-87) for enhanced CNCbl production	15 mg/L	1983
US6492141B1 [107] (Expired)	Process for the production of vitamin B ₁₂	<i>P. freudenreichii</i> CBS 929.97	O ₂ effect in production during the anaerobic phase and a "fill and draw" strategy for enhanced production	19 mg/L	1999
US6187761B1 [117] (Expired)	Production and use of compositions comprising high concentrations of vitamin B ₁₂ activity	<i>P. freudenreichii</i> subsp. <i>shermanii</i> and <i>P. denitrificans</i>	Method for producing vitamin B ₁₂ and making highly concentrated compositions	10 mg/L	1999
US7427397B2 [108] (Expired)	Probiotic <i>Propionibacterium</i>	<i>Propionibacterium jensenii</i> 702	<i>Propionibacterium jensenii</i> as a probiotic	0.0012 mg/L	2004
EP2376644B1 [118] (Active)	Process for the preparation of a fermentation broth	<i>Lactobacillus plantarum</i> DSM 22,118 and <i>P. freudenreichii</i> DSM 22120	Fermentation media optimization and co-culture for folate and vitamin B ₁₂ production	1.07 mg/L	2009
CN206828509U [110] (Active)	A device for producing propionic acid and co-producing vitamin B ₁₂ by semi-continuous fermentation	<i>P. freudenreichii</i>	Simultaneous production of propionic acid and vitamin B ₁₂ in a semicontinuous fermentation with propionic acid separation	20.12 mg/L	2017
US9938554 [109] (Active)	Co-cultivation of <i>Propionibacterium</i> and yeast.	<i>P. freudenreichii</i> (ATCC 6207) and yeast cells (DSM 28271)	Co-culture of <i>Propionibacterium</i> and propionic-resistant yeast to decrease the chemical oxygen load (COD) of spent media	16 mg/L	2018
US20200149084A1 [83] (Active)	Sequential co-culturing method for producing a vitamin- and protein-rich food product	<i>Basidiomycota</i> and <i>P. freudenreichii</i>	Co-culture of <i>Basidiomycota</i> genus strains and vitamin B ₁₂ -producing strains for in situ food fortification	0.0014 mg/L ¹	2020
IN201827044769 A [111] (Active)	Continuous process for co-production of vitamin B ₁₂ and organic acids	<i>P. freudenreichii</i> (ATCC 13673)	Co-production of vitamin B ₁₂ and organic acids in a continuous fermentation with a single bioreactor	76.13 mg/L	2020
WO21041759 A1 [119] (Active)	Modified <i>Propionibacterium</i> and methods of use	<i>P. freudenreichii</i> (P. UF 1)	Generation of a vitamin B ₁₂ -overproducing strain by introducing a mutation that decreases the activity of the <i>cbiMcbI</i> riboswitch	n.d. ²	2021

Propionibacterium genus

Table 2. Cont.

	Patent Application Number (Reference)	Name	Microorganism/Strain	Innovation	Volumetric Production	Year
<i>Pseudomonas denitrificans</i>	US3018225A [100] (Expired)	Production of vitamin B ₁₂	<i>P. denitrificans</i> MB-580	A process for vitamin B ₁₂ production with a high-yield strain (<i>P. denitrificans</i> MB-580)	2.4 mg/L ¹	1962
	US20060019352A1 [101] (Abandoned)	Methods for increasing the production of cobalamins using cob gene expression	<i>P. denitrificans</i>	Overexpression of several genes involved in Cob biosynthesis; generation of several overproducing strains, such as SC-510	65 mg/L	1990
	US6156545A [120] (Expired)	Biosynthesis method enabling the preparation of cobalamins	<i>P. denitrificans</i> G2650	Enhanced Cob production by the heterologous overexpression of precursors, such as DMBI and O-phospho-L-threonine	7.9 mg/L	1996
	CN101538599A [121] (Active)	Method for improving the yield of denitrified pseudomonas vitamin B ₁₂	<i>P. denitrificans</i> J741	Enhance cob production by betaine addition optimization	177.49 mg/L	2008
	CN102399845A [122] (Active)	Vitamin B ₁₂ fermentation production control process based on CO ₂ concentration in tail gas	<i>P. denitrificans</i> MB-580	Vitamin B ₁₂ enhanced production through a carbon dioxide control strategy during fermentation	164.6 mg/L	2010
	CN101748177 A [123] (Active)	Optimized method for producing vitamin B ₁₂ through <i>P. denitrificans</i> fermentation and synthetic medium	<i>P. denitrificans</i>	Development and optimization of media and bioprocess conditions for improved vitamin B ₁₂ production	77 mg/L	2010
	CN102021214 A [124] (Active)	Oxygen consumption rate-based vitamin B ₁₂ fermentation production control process	<i>P. denitrificans</i>	Vitamin B ₁₂ production optimization through an oxygen control strategy	171,4 mg/L	2011
	CN102453740 A [125] (Active)	Culture medium for producing vitamin B ₁₂ by fermenting <i>P. denitrificans</i> and fermentation method thereof	<i>P. denitrificans</i>	Use of artificial molasses and bioprocess optimization for a more stable fermentation yield	198 mg/L	2012
	CN108949866 A [103] (Active)	Multi-stage rotating speed regulating policy for improving <i>P. denitrificans</i> fermentation for production of vitamin B ₁₂	<i>P. denitrificans</i>	Vitamin B ₁₂ production improved by optimization of the culture media and the stirring speed of the bioprocess	246 mg/L ¹	2018
	CN108913739 A [126] (Active)	Method for producing vitamin B ₁₂ by using <i>P. denitrificans</i> based on pH value control	<i>P. denitrificans</i>	Improved vitamin B ₁₂ production by optimization of the bioprocess through pH value control	248 mg/L	2018

Table 2. Cont.

Patent Application Number (Reference)	Name	Microorganism/Strain	Innovation	Volumetric Production	Year
CN110205350 A [104] (Active)	Method for improving the yield of vitamin B ₁₂ based on the regulation of ammonia nitrogen index	<i>P. denitrificans</i>	A method for improved Cbl production by supplementation with yeast extract controlled by the ammonia nitrogen index	167 mg/L ¹	2019
CN109837320 A [105] (Active)	Method for promoting <i>P. denitrificans</i> to generate vitamin B ₁₂	<i>P. denitrificans</i>	Optimization of media and culture conditions for improved vitamin B ₁₂ production	198 mg/L	2019
CN111808158 A [106] (Active)	Preparation method of vitamin B ₁₂ crude product	<i>P. denitrificans</i>	Downstream process improvement for AdoCbl extraction	n.d. ²	2020
CN111254173 A [102] (Active)	Screening method and screening culture medium for bacterial strains for high yield of vitamin B ₁₂ produced through fermentation production with <i>P. denitrificans</i>	Several high-yield strains of <i>P. denitrificans</i>	Screening for high-vitamin B ₁₂ producing <i>P. denitrificans</i> strains and culture medium screening for high vitamin B ₁₂ production	281 mg/L ¹	2020
US2650896A [127] (Expired)	Cyanide ions in production of vitamin B ₁₂	<i>Streptomyces griseus</i>	Effects of cyanide ions in B ₁₂ production	Biological assay	1953
US2576932A [112] (expired)	Fermentation process to produce vitamin B ₁₂	<i>B. megaterium</i> B-938	Vitamin B ₁₂ production with <i>B. megaterium</i> in a nutrient media with sucrose	0.45 mg/L	1983
US20050227332A1 [128] (Expired)	Method for producing vitamin B ₁₂ from hydrogen-metabolizing methane bacterium	A mesophilic methane bacterium obtained from digested sludge	The culture is acclimatized in a H ₂ -CO media and grown in an immobilized bed bioreactor	25.2 mg/L	2005
US20060105432A1 [129] (Abandoned)	Method for the production of vitamin B ₁₂	<i>B. megaterium</i> DSMZ509	Genetically modified <i>B. megaterium</i> strain	0.008 mg/L ¹	2006
WO2011154820A2 [113] (Application granted)	Vitamin B ₁₂ -producing probiotic bacterial strains	<i>Lactobacillus reuteri</i> (DSM 17938, DSM 16143, ATCC 55730)	In situ food fortification for increased vitamin B ₁₂ production with <i>Lactobacillus reuteri</i> strains	0.018 mg/L ¹	2011
CN104342390 A [114] (Active)	<i>Sinorhizobium meliloti</i> strain and composition and application of <i>Sinorhizobium meliloti</i> strain	<i>S. meliloti</i> (CGMCC 9638)	A <i>S. meliloti</i> strain capable of producing vitamin B ₁₂ and optimization of the bioprocess for vitamin B ₁₂ production	At least 50 mg/L	2015
WO2019109975A1 [116] (Active)	Recombinant strain of <i>Escherichia coli</i> for de novo synthesis of vitamin B ₁₂ , construction method therefor and application thereof	<i>E. coli</i>	Recombinant <i>E. coli</i> for the de novo synthesis of vitamin B ₁₂	89 µg/g DCW	2019

Other producers

Table 2. Cont.

Patent Application Number (Reference)	Name	Microorganism/Strain	Innovation	Volumetric Production	Year
CN110804598 A [115] (Active)	Procorrin-2C(20)-methyltransferase mutant and mutant gene and application thereof in preparing vitamin B ₁₂	<i>Sinorhizobium</i> (CGMCC 9638)	Generation of a vitamin B ₁₂ overproducer strain by overexpressing the precorrin-2C(20)-methyltransferase gene	115 mg/L	2020

¹ Values were converted to mg/L using the data available from the original publication; ² n.d.: not determined.

7. Vitamin B₁₂ Market Applications and the State of the Market

The most important market for B₁₂ products is the feed and food industry, where its efficiency and security has been extensively verified [130], although its usage is also extensive in the supplement and pharmaceutical industry.

In the feed and food industry, CNCbl is commonly added to poultry, pig and calf feeds at dosage levels between 10 to 30 mg/t in almost all Europe and the USA [74]. It is also used as an additive in several food products, for example, in cereal, where its organoleptic properties and chemical properties, such as odorlessness, tastelessness and solubility in water, are an advantage for the fortification of several products. Nevertheless, its bright red color can present a challenge to its addition in other foods, such as white bread [88].

Regarding its usage in the supplement industry, vitamin B₁₂ has been gaining relevance in later years, especially with the rise in the popularity of vegetarian and vegan diets [131]. CNCbl is the most used form mainly because of its stability, price, proven safety [22] and its similar efficiency compared to other forms [22,131]. Although there have been some reports of dried algae that contain a significant amount of B₁₂ [132], Cbl is virtually absent in vegetables [131], and the main dietary sources are foods derived from animal products. Although B₁₂ is present in dairy products and eggs (products suitable for vegetarian diets), their quantities are quite low compared with other options (approximately 0.4 µg/100 g in milk and 1.3 µg/100 g in eggs vs. 9.4 µg/100 g in some meats, 8.9 µg/100 g in fish and 52.4 µg/100 in shellfish [132]). This fact, together with the assumed bioavailability of only 50% of all the Cbl obtained from food sources [41] and the losses that can occur during food processing (cooking, exposure to light, pasteurization, etc.) [131], make reaching the recommended daily dietary intake of 2.4 µg a difficult task for those on pure vegetarian diets without vitamin B₁₂ supplements [131].

Vitamin B₁₂ deficiency is also prevalent in low- or middle-income countries with mainly plant-based diets and low meat consumption [133]. Even in high-income countries, though, there are several population groups at high risk of B₁₂ deficiency. This specially affects the elderly, with around 20% of people over 60 suffering from it in the USA and in the UK according to the NIH [134]. In the case of the elderly, deficiency is mostly due to lower intake and a high prevalence of food-bound malabsorption, caused by age-related gastric atrophy and lower IF levels [41,135].

Other high-risk populations are pregnant and lactating women, children, and patients with autoimmune diseases that cause gastric complications, such as atrophic gastritis or decreased stomach acid secretion [132]. In all these cases, a higher daily B₁₂ intake, mainly obtained through supplementation, is recommended.

Although most supplementations are based on CNCbl, in rare cases of cellular trafficking and protein processing alterations caused by rare genetic diseases [136], supplementation with other forms, such as MetCbl or OHCbl, may be required. Additionally, CNCbl supplementation may be unsuitable for supplementation in smoker populations [137,138].

Finally, it should also be noted that it is often preferred to supplement B₁₂ on its own and not as a component of multivitamin tablets because the presence of vitamin C and copper can degrade it and form inactive Cbl by-products [131].

Besides direct supplementation, B₁₂ is also widely used for the fortification of different food products. In this case, CNCbl is again the preferred form due to its higher stability when processed and cooked [132]. B₁₂-fortified products are common in the United States and other countries where, for example, B₁₂-fortified cereals and milk provide a significant amount of the total daily Cbl requirement [132]. Other alternatives, such as flour fortification, have also been considered [139]. In this sense, some of the in situ fortification approaches collected in this review [56,63] may become interesting and valuable alternatives in the future.

Vitamin B₁₂ is also widely used in the pharmacological sector, where, besides CNCbl, other forms, such as OHCbl, AdoCbl and MetCbl, are also produced and distributed due to their higher uptake and more sustained serum levels [74]. Pharmacological B₁₂ is presented in different forms, such as nasal sprays, oral and sublingual products, and

even direct injections to treat pernicious anemia, B₁₂ deficiency, cyanide poisoning and lower homocysteine levels. There are also several claims that have been made regarding its positive effect in patients with Alzheimer's disease and as a stimulant of the immune system, though more evidence is needed to prove these [74,140].

Considering all these different usages and markets, it should not be a surprise that vitamin B₁₂ total worldwide production and market volume have been steadily increasing, although the exact worldwide market values are difficult to obtain due to the scarcity of reliable information. However, it is safe to assume a great increase in overall production in the last decades. In 1989, the overall production was around 3 tons per year [74] and, by 2005, it had already increased to 10 tons and had a market value of approximately EUR 77 million [88]. As mentioned before, production in China in 2020 reached 31.41 tons with a market value of USD 339.48 million [76], while some projections have been made that the vitamin B₁₂ market will reach a total value of USD 410 million by 2027 [141]. The progressive increase in the size of elderly populations, the rise of alternative vegan and vegetarian diets and the scarcity of animal food products are factors that explain this sharp market increase and are also the reasons why the B₁₂ market is expected to continue to grow in the future.

8. Concluding Remarks

From published data, it is clear that industrial vitamin B₁₂ production with *Propionibacterium freudenreichii* strains presents several challenges and shortcomings that must be surpassed in order for this method to compete against those using aerobic strains. From all the reviewed examples (Tables 1 and 2), the highest volumetric production with the anaerobic strain was 76 mg/L (IN201827044769 A [111]), clearly inferior to the 250–280 mg/L reported for aerobic strains in different studies (CN108949866 A [103], CN108913739 A [126], CN111254173 A [102]).

However, the singularities of markets in which vitamin B₁₂ is targeted, such as dietary supplements or fortified foods and drinks, need to be taken into consideration. Many final vitamin B₁₂ consumers, besides patients affected by pernicious anemia or other diseases, are vegans or vegetarians and people with high health and ecological awareness. In this scenario, the GRAS status of *Propionibacterium freudenreichii* and the fact that many producing strains are non-GMO microorganisms are valuable assets that increase its market appeal. For example, in situ fortification strategies can become a future economically viable application for *Propionibacterium freudenreichii* cultures. This possibility is further reinforced by the promising probiotic properties described for some *Propionibacterium freudenreichii* strains: microbiota modulation, immunomodulation and the production of several nutraceutical compounds, such as trehalose, naphotic acid and short-chain fatty acids [142].

Moreover, aside from these differentiating traits that can increase the added value for end consumers, the ability of *Propionibacterium freudenreichii* to synthesize different products besides vitamin B₁₂ (mainly propionic acid and low amounts of trehalose) can also increase its industrial appeal. Currently, most of the worldwide propionic acid production is obtained from crude oil through petrochemical processes and there have been numerous studies that have aimed to find a bio-based alternative production process that would allow this product to be labeled as a “natural preservative” [143]. Therefore, the possibility of a *Propionibacterium freudenreichii* biorefinery, with simultaneous production and extraction of both propionic acid and vitamin B₁₂, would increase the industrial and commercial feasibility.

Besides *Pseudomonas denitrificans* and *Propionibacterium freudenreichii* strains, other possible producers, such as *Sinorhizobium meliloti*, different *Lactobacillus* strains and even *E. coli* (by heterologous expression of the biosynthetic pathway), have also been widely studied. So far, their reported productions are not competitive, making them unsuitable alternatives for industrial CNCbl production. Nevertheless, future strains and strategies may render

better production processes which would improve their industrial viability, although their commercial success may be hindered by regulatory constraints and consumer acceptability.

Finally, it should be mentioned that, in its current state, CNCbl production is still suboptimal and has many challenges to overcome to further develop its potential as a cost-effective and valuable industrial bioprocess. The main obstacle is that, even in the higher-producing aerobic strains, such as *Pseudomonas denitrificans*, volumetric production levels are often around 200–300 mg/L—much lower than those obtained via similar fermentation processes, such as those for vitamin B₂. In addition, the fermentation cycles are long and costly, mainly because of the need for expensive media compounds, such as high concentrations of complex nitrogen sources and supplements such as betaine. Supplying enough cobalt to the broth can also be problematic from a cost and an environmental perspective [144].

Further efforts in bioprocessing, downstream and media composition optimization (with cheaper or recycled compounds) should be carried out to increase the economic viability and environmental sustainability of vitamin B₁₂ biotechnological production. However, the main problem, still, is the low productivity of the available producing strains, caused mainly by the tight genetic regulation of Cbl production: the inhibition of the *cysG* and the *cbl* operon by the cobalamin riboswitch, as well as other downregulating processes [40,74,144]. Overcoming this limitation may require genetic engineering, which may not be well received by end consumers, mainly vegans or vegetarians, who are very concerned about their diet choices and the usage of GMO organisms.

Author Contributions: Á.C.: literature survey, data analysis and writing of the manuscript; M.C. and T.P. conceptualization and review of the manuscript; A.P.: review of the manuscript and funding acquisition. All authors have read and agreed to the published version of the manuscript.

Funding: This work was supported by grants PID2019-104350RB-I00 from MICINN, Spain, and an AGAUR grant 2017SGR-727 from the Generalitat de Catalunya (to A.P.). AC acknowledges a pre-doctoral contract 2018 DI 020 from AGAUR, Generalitat de Catalunya.

Institutional Review Board Statement: Not applicable.

Informed Consent Statement: Not applicable.

Data Availability Statement: Not applicable.

Conflicts of Interest: There are no conflict to declare.

References

1. Martens, H.; Barg, M.; Warren, D.; Jah, J.-H. Microbial Production of Vitamin B₁₂. *Appl. Microbiol. Biotechnol.* **2002**, *58*, 275–285. [[CrossRef](#)] [[PubMed](#)]
2. Minot, G.R.; Murphy, W.P. Treatment of Pernicious Anemia by a Special Diet. *J. Am. Med. Assoc.* **1926**, *87*, 1666. [[CrossRef](#)]
3. Rickes, E.L.; Brink, N.G.; Koniuszy, F.R.; Wood, T.R.; Folkers, K. Crystalline Vitamin B₁₂. *Science* **1948**, *107*, 396–397. [[CrossRef](#)] [[PubMed](#)]
4. Smith, L. Purification of Anti-Pernicious Anemia Factors from Liver. *Nature* **1948**, *161*, 638–639. [[CrossRef](#)]
5. Hodgkin, D.C.; Kamper, J.; Lindsey, J.; Mackay, M.; Pickworth, J.; Robertson, J.H.; Shoemaker, C.B.; White, J.G. The Structure of Vitamin B₁₂. I. An Outline of the Crystallographic Investigation of Vitamin B₁₂. *Proc. R. Soc. London Ser. A. Math. Phys. Sci.* **1957**, *242*, 228–263. [[CrossRef](#)]
6. Dixon, M.M.; Huang, S.; Matthews, R.G.; Ludwig, M. The Structure of the C-Terminal Domain of Methionine Synthase: Presenting S-Adenosylmethionine for Reductive Methylation of B₁₂. *Structure* **1996**, *4*, 1263–1275. [[CrossRef](#)]
7. Mancia, F.; Keep, N.H.; Nakagawa, A.; Leadlay, P.F.; McSweeney, S.; Rasmussen, B.; Bösecke, P.; Diat, O.; Evans, P.R. How Coenzyme B₁₂ Radicals Are Generated: The Crystal Structure of Methylmalonyl-Coenzyme A Mutase at 2 Å Resolution. *Structure* **1996**, *4*, 339–350. [[CrossRef](#)]
8. Wuerges, J.; Garau, G.; Geremia, S.; Fedosov, S.N.; Petersen, T.E.; Randaccio, L. Structural Basis for Mammalian Vitamin B₁₂ Transport by Transcobalamin. *Proc. Natl. Acad. Sci. USA* **2006**, *103*, 4386–4391. [[CrossRef](#)]
9. Mathews, F.S.; Gordon, M.M.; Chen, Z.; Rajashankar, K.R.; Ealick, S.E.; Alpers, D.H.; Sukumar, N. Crystal Structure of Human Intrinsic Factor: Cobalamin Complex at 2.6-Å Resolution. *Proc. Natl. Acad. Sci. USA* **2007**, *104*, 17311–17316. [[CrossRef](#)]
10. Alam, A.; Woo, J.S.; Schmitz, J.; Prinz, B.; Root, K.; Chen, F.; Bloch, J.S.; Zenobi, R.; Locher, K.P. Structural Basis of Transcobalamin Recognition by Human CD320 Receptor. *Nat. Commun.* **2016**, *7*, 12100. [[CrossRef](#)]

11. Furger, E.; Frei, D.C.; Schibli, R.; Fischer, E.; Protá, A.E. Structural Basis for Universal Corrinoid Recognition by the Cobalamin Transport Protein Haptocorrin. *J. Biol. Chem.* **2013**, *288*, 25466–25476. [[CrossRef](#)]
12. Koutmos, M.; Gherasim, C.; Smith, J.L.; Banerjee, R. Structural Basis of Multifunctionality in a Vitamin B₁₂- Processing Enzyme. *J. Biol. Chem.* **2011**, *286*, 29780–29787. [[CrossRef](#)]
13. Yamada, K.; Gherasim, C.; Banerjee, R.; Koutmos, M. Structure of Human B₁₂ Trafficking Protein CblD Reveals Molecular Mimicry and Identifies a New Subfamily of Nitro-FMN Reductases. *J. Biol. Chem.* **2015**, *290*, 29155–29166. [[CrossRef](#)]
14. Xu, D.; Feng, Z.; Hou, W.T.; Jiang, Y.L.; Wang, L.; Sun, L.; Zhou, C.Z.; Chen, Y. Cryo-EM Structure of Human Lysosomal Cobalamin Exporter ABCD4. *Cell Res.* **2019**, *29*, 1039–1041. [[CrossRef](#)]
15. Schubert, H.L.; Hill, C.P. Structure of ATP-Bound Human ATP:Cobalamin Adenosyltransferase. *Biochemistry* **2006**, *45*, 15188–15196. [[CrossRef](#)]
16. Woodward, R. The Total Synthesis of Vitamin B₁₂. *Pure Appl. Chem.* **1973**, *33*, 145–177. [[CrossRef](#)]
17. Eschenmoser, A.; Wintner, C.E. Natural Product Synthesis and Vitamin B₁₂. *Science* **1977**, *196*, 1410–1420. [[CrossRef](#)]
18. Fink, R.G. *Coenzyme B₁₂-Based Chemical Precedent for Co-C Bond Homolysis and Other Key Elementary Steps*; Krautler, B., Arigoni, D., Golding, B.T., Eds.; Wiley-VCH: Weinheim, Germany, 1998.
19. Hannibal, L.; Axhemi, A.; Glushchenko, A.V.; Moreira, E.S.; Brasch, N.E.; Jacobsen, D.W. Accurate Assessment and Identification of Naturally Occurring Cellular Cobalamins Luciana. *Clin. Chem. Lab. Med.* **2008**, *46*, 1739–1746. [[CrossRef](#)]
20. Juzeniene, A.; Nizauskaite, Z. Photodegradation of Cobalamins in Aqueous Solutions and in Human Blood. *J. Photochem. Photobiol. B Biol.* **2013**, *122*, 7–14. [[CrossRef](#)]
21. Hogenkamp, H.P.C.; Vergamini, P.J.; Matwiyoff, N.A. The Effect of Temperature and Light on the Carbon-13 Nuclear Magnetic Resonance Spectra of Alkylcorrinoids, Selectively Enriched with Carbon-13. *J. Chem. Soc. (A)* **1975**, *23*, 2628–2633. [[CrossRef](#)]
22. Obeid, R.; Fedosov, S.N.; Nexo, E. Cobalamin Coenzyme Forms Are Not Likely to Be Superior to Cyano- and Hydroxyl-Cobalamin in Prevention or Treatment of Cobalamin Deficiency. *Mol. Nutr. Food Res.* **2015**, *59*, 1364–1372. [[CrossRef](#)] [[PubMed](#)]
23. Roth, J.R.; Lawrence, J.G.; Bobik, T.A. Cobalamin (Coenzyme B₁₂): Synthesis and Biological Significance. *Annu. Rev. Microbiol.* **1996**, *50*, 137–181. [[CrossRef](#)] [[PubMed](#)]
24. Leeper, F.J. The Biosynthesis of Porphyrins, Chlorophylls, and Vitamin B₁₂. *Nat. Prod. Rep.* **1989**, *6*, 171–203. [[CrossRef](#)] [[PubMed](#)]
25. Thibaut, D.; Blanche, F.; Cameron, B.; Crouzet, J.; Debussche, L.; Remy, E.; Vuilhorgne, M. Vitamin B₁₂ Biosynthesis in *Pseudomonas denitrificans*. In *Vitamin B₁₂, and B₁₂-Proteins*; Kräutler, B., Arigoni, D., Golding, B.T., Eds.; Wiley-VCH: Weinheim, Germany, 1998; pp. 63–79.
26. Crouzet, J.; Cauchois, L.; Blanche, F.; Debussche, L.; Thibaut, D.; Rouyez, M.C.; Rigault, S.; Mayaux, J.F.; Cameron, B. Nucleotide Sequence of a *Pseudomonas denitrificans* 5.4-Kilobase DNA Fragment Containing Five Cob Genes and Identification of Structural Genes Encoding S-Adenosyl-L-Methionine: Uroporphyrinogen III Methyltransferase and Cobyrinic Acid a,c-Diamide Synthase. *J. Bacteriol.* **1990**, *172*, 5968–5979. [[CrossRef](#)] [[PubMed](#)]
27. Stamford, N.P.J.; Duggan, S.; Li, Y.; Alanine, A.I.D.; Crouzet, J.; Battersby, A.R. Biosynthesis of Vitamin B₁₂: The Multi-Enzyme Synthesis of Precorrin-4 and Factor IV. *Chem. Biol.* **1997**, *4*, 445–451. [[CrossRef](#)]
28. Moore, S.J.; Warren, M.J. The Anaerobic Biosynthesis of Vitamin B₁₂. *Biochem. Soc. Trans.* **2012**, *40*, 581–586. [[CrossRef](#)] [[PubMed](#)]
29. Jaffe, E.K. The Porphobilinogen Synthase Family of Metalloenzymes. *Acta Crystallogr. Sect. D Biol. Crystallogr.* **2000**, *56*, 115–128. [[CrossRef](#)]
30. Jordan, P.M. The Biosynthesis of 5-Aminolaevulinic Acid and Its Transformation into Uroporphyrinogen III. In *New Comprehensive Biochemistry*; Krebs, J., Michalak, M., Eds.; Elsevier: Amsterdam, The Netherlands, 1991; Volume 19, pp. 1–66.
31. Raux, E.; Schubert, H.L.; Warren, M.J. Biosynthesis of Cobalamin (Vitamin B₁₂): A Bacterial Conundrum. *Cell. Mol. Life Sci.* **2000**, *57*, 1880–1893. [[CrossRef](#)]
32. Warren, M.J.; Raux, E.; Schubert, H.L.; Escalante-Semerena, J.C. The Biosynthesis of Adenosylcobalamin (Vitamin B₁₂). *Nat. Prod. Rep.* **2002**, *19*, 390–412. [[CrossRef](#)]
33. Debussche, L.; Couder, M.; Thibaut, D.; Cameron, B.; Crouzet, J.; Blanche, F. Assay, Purification, and Characterization of Cobaltochelate, a Unique Complex Enzyme Catalyzing Cobalt Insertion in Hydroxycobyrinic Acid a,c-Diamide during Coenzyme B₁₂ Biosynthesis in *Pseudomonas denitrificans*. *J. Bacteriol.* **1992**, *174*, 7445–7451. [[CrossRef](#)]
34. Mathur, Y.; Sreyas, S.; Datar, P.M.; Sathian, M.B.; Hazra, A.B. CobT and BzaC Catalyze the Regiospecific Activation and Methylation of the 5-Hydroxybenzimidazole Lower Ligand in Anaerobic Cobamide Biosynthesis. *J. Biol. Chem.* **2020**, *295*, 10522–10534. [[CrossRef](#)]
35. Campbell, G.R.O.; Taga, M.E.; Mistry, K.; Lloret, J.; Anderson, P.J.; Roth, J.R.; Walker, G.C. Sinorhizobium Meliloti BluB Is Necessary for Production of 5,6-Dimethylbenzimidazole, the Lower Ligand of B₁₂. *Proc. Natl. Acad. Sci. USA* **2006**, *103*, 4634–4639. [[CrossRef](#)]
36. Balabanova, L.; Averianova, L.; Marchenok, M.; Son, O.; Tekutyeva, L. Microbial and Genetic Resources for Cobalamin (Vitamin B₁₂) Biosynthesis: From Ecosystems to Industrial Biotechnology. *Int. J. Mol. Sci.* **2021**, *22*, 4522. [[CrossRef](#)]
37. Deptula, P.; Kylli, P.; Chamlagain, B.; Holm, L.; Kostianen, R.; Piironen, V.; Savijoki, K.; Varmanen, P. BluB/CobT₂ Fusion Enzyme Activity Reveals Mechanisms Responsible for Production of Active Form of Vitamin B₁₂ by *Propionibacterium freudenreichii*. *Microb. Cell Factories* **2015**, *14*, 186. [[CrossRef](#)]
38. Nguyen-Vo, T.P.; Ainala, S.K.; Kim, J.R.; Park, S. Analysis, Characterization of Coenzyme B₁₂ Biosynthetic Gene Clusters and Improvement of B₁₂ Biosynthesis in *Pseudomonas denitrificans* ATCC 13867. *FEMS Microbiol. Lett.* **2018**, *365*, fny211. [[CrossRef](#)]

39. Hazra, A.B.; Han, A.W.; Mehta, A.P.; Mok, K.C.; Osadchiy, V.; Begley, T.P.; Taga, M.E. Anaerobic Biosynthesis of the Lower Ligand of Vitamin B₁₂. *Proc. Natl. Acad. Sci. USA* **2015**, *112*, 10792–10797. [[CrossRef](#)]
40. Fang, H.; Kang, J.; Zhang, D. Microbial Production of Vitamin B₁₂: A Review and Future Perspectives. *Microb. Cell Fact.* **2017**, *16*, 15. [[CrossRef](#)]
41. Sobczyńska-Malefora, A.; Delvin, E.; McCaddon, A.; Ahmadi, K.R.; Harrington, D.J. Vitamin B₁₂ Status in Health and Disease: A Critical Review. Diagnosis of Deficiency and Insufficiency—Clinical and Laboratory Pitfalls. *Crit. Rev. Clin. Lab. Sci.* **2021**, *58*, 399–429. [[CrossRef](#)]
42. Hardlei, T.F.; Obeid, R.; Herrmann, W.; Nexø, E. Cobalamin Analogues in Humans: A Study on Maternal and Cord Blood. *PLoS ONE* **2013**, *8*, e61194. [[CrossRef](#)]
43. Kojima, I. Process for Producing Vitamin B₁₂ by the Fermentation Technique, and Vitamin B₁₂-Producing Microorganism. U.S. Patent 4,544,633, 1 October 1985.
44. Piao, Y.; Yamashita, M.; Kawarachi, N.; Asegawa, R.; Ono, H.; Murooka, Y. Production of Vitamin B₁₂ in Genetically Engineered *Propionibacterium freudenreichii*. *J. Biosci. Bioeng.* **2004**, *98*, 167–173. [[CrossRef](#)]
45. Piao, Y.; Kiatpapan, P.; Yamashita, M.; Murooka, Y. Effects of Expression of HemA and HemB Genes on Production of Porphyrin in *Propionibacterium freudenreichii*. *Appl. Environ. Microbiol.* **2004**, *70*, 7561–7566. [[CrossRef](#)]
46. Biedendieck, R.; Malten, M.; Barg, H.; Bunk, B.; Martens, J.H.; Deery, E.; Leech, H.; Warren, M.J.; Jahn, D. Metabolic Engineering of Cobalamin (Vitamin B₁₂) Production in *Bacillus Megaterium*. *Microb. Biotechnol.* **2010**, *3*, 24–37. [[CrossRef](#)] [[PubMed](#)]
47. Mohammed, Y.; Lee, B.; Kang, Z.; Du, G. Development of a Two-Step Cultivation Strategy for the Production of Vitamin B₁₂ by *Bacillus Megaterium*. *Microb. Cell Factories* **2014**, *13*, 102. [[CrossRef](#)]
48. Bernhardt, C.; Zhu, X.; Schütz, D.; Fischer, M.; Bisping, B. Cobalamin Is Produced by *Acetobacter Pasteurianus* DSM 3509. *Appl. Microbiol. Biotechnol.* **2019**, *103*, 3875–3885. [[CrossRef](#)]
49. Gu, Q.; Zhang, C.; Song, D.; Li, P.; Zhu, X. Enhancing Vitamin B₁₂ Content in Soy-Yogurt by *Lactobacillus Reuteri*. *Int. J. Food Microbiol.* **2015**, *206*, 56–59. [[CrossRef](#)]
50. Thirupathiah, Y.; Rani, C.S.; Reddy, M.S.; Venkateswar Rao, L. Effect of Chemical and Microbial Vitamin B₁₂ Analogues on Production of Vitamin B₁₂. *World J. Microbiol. Biotechnol.* **2012**, *28*, 2267–2271. [[CrossRef](#)]
51. Wang, P.; Shen, C.; Li, L.; Guo, J.; Cong, Q.; Lu, J. Simultaneous Production of Propionic Acid and Vitamin B₁₂ from Corn Stalk Hydrolysates by *Propionibacterium freudenreichii* in an Expanded Bed Adsorption Bioreactor. *Prep. Biochem. Biotechnol.* **2020**, *50*, 763–767. [[CrossRef](#)]
52. Wang, P.; Wang, Y.; Liu, Y.; Shi, H.; Su, Z. Novel in Situ Product Removal Technique for Simultaneous Production of Propionic Acid and Vitamin B₁₂ by Expanded Bed Adsorption Bioreactor. *Bioresour. Technol.* **2012**, *104*, 652–659. [[CrossRef](#)]
53. Wang, P.; Zhang, Z.; Jiao, Y.; Liu, S.; Wang, Y. Improved Propionic Acid and 5,6-Dimethylbenzimidazole Control Strategy for Vitamin B₁₂ Fermentation by *Propionibacterium freudenreichii*. *J. Biotechnol.* **2015**, *193*, 123–129. [[CrossRef](#)]
54. Wang, P.; Jiao, Y.; Liu, S. Novel Fermentation Process Strengthening Strategy for Production of Propionic Acid and Vitamin B₁₂ by *Propionibacterium freudenreichii*. *J. Ind. Microbiol. Biotechnol.* **2014**, *41*, 1811–1815. [[CrossRef](#)]
55. Hugenschmidt, S.; Schwenninger, S.M.; Lacroix, C. Concurrent High Production of Natural Folate and Vitamin B₁₂ Using a Co-Culture Process with *Lactobacillus Plantarum* SM39 and *Propionibacterium freudenreichii* DF13. *Process Biochem.* **2011**, *46*, 1063–1070. [[CrossRef](#)]
56. Xie, C.; Coda, R.; Chamlagain, B.; Varmanen, P.; Piironen, V.; Katina, K. Co-Fermentation of *Propionibacterium freudenreichii* and *Lactobacillus Brevis* in Wheat Bran for in Situ Production of Vitamin B₁₂. *Front. Microbiol.* **2019**, *10*, 1541. [[CrossRef](#)] [[PubMed](#)]
57. Miyano, K.I.; Ye, K.; Shimizu, K. Improvement of Vitamin B₁₂ Fermentation by Reducing the Inhibitory Metabolites by Cell Recycle System and a Mixed Culture. *Biochem. Eng. J.* **2000**, *6*, 207–214. [[CrossRef](#)]
58. Hajfarajollah, H.; Mokhtarani, B.; Mortaheb, H.; Afaghi, A. Vitamin B₁₂ Biosynthesis over Waste Frying Sunflower Oil as a Cost Effective and Renewable Substrate. *J. Food Sci. Technol.* **2015**, *52*, 3273–3282. [[CrossRef](#)] [[PubMed](#)]
59. Pillai, V.V.; Prakash, G.; Lali, A.M. Growth Engineering of *Propionibacterium freudenreichii* Shermanii for Organic Acids and Other Value-Added Products Formation. *Prep. Biochem. Biotechnol.* **2018**, *48*, 6–12. [[CrossRef](#)] [[PubMed](#)]
60. Wang, P.; Wang, Y.; Su, Z. Improvement of Adenosylcobalamin Production by Metabolic Control Strategy in *Propionibacterium freudenreichii*. *Appl. Biochem. Biotechnol.* **2012**, *167*, 62–72. [[CrossRef](#)] [[PubMed](#)]
61. Kośmider, A.; Białas, W.; Kubiak, P.; Drozdzyńska, A.; Czaczyk, K. Vitamin B₁₂ Production from Crude Glycerol by *Propionibacterium freudenreichii* ssp. Shermanii: Optimization of Medium Composition through Statistical Experimental Designs. *Bioresour. Technol.* **2012**, *105*, 128–133. [[CrossRef](#)] [[PubMed](#)]
62. Chamlagain, B.; Deptula, P.; Edelmann, M.; Kariluoto, S.; Grattepanche, F.; Lacroix, C.; Varmanen, P.; Piironen, V. Effect of the Lower Ligand Precursors on Vitamin B₁₂ Production by Food-Grade *Propionibacteria*. *LWT-Food Sci. Technol.* **2016**, *72*, 117–124. [[CrossRef](#)]
63. Chamlagain, B.; Sugito, T.A.; Deptula, P.; Edelmann, M.; Kariluoto, S.; Varmanen, P.; Piironen, V. In Situ Production of Active Vitamin B₁₂ in Cereal Matrices Using *Propionibacterium freudenreichii*. *Food Sci. Nutr.* **2018**, *6*, 67–76. [[CrossRef](#)]
64. Deptula, P.; Chamlagain, B.; Edelmann, M.; Sangsuwan, P.; Nyman, T.A.; Savijoki, K.; Piironen, V.; Varmanen, P. Food-like Growth Conditions Support Production of Active Vitamin B₁₂ by *Propionibacterium freudenreichii* 2067 without DMBI, the Lower Ligand Base, or Cobalt Supplementation. *Front. Microbiol.* **2017**, *8*, 368. [[CrossRef](#)]

65. Liu, J.; Liu, Y.; Wu, J.; Fang, H.; Jin, Z.; Zhang, D. Metabolic Profiling Analysis of the Vitamin B₁₂ Producer *Propionibacterium freudenreichii*. *Microbiologyopen* **2021**, *10*, e1199. [CrossRef]
66. Zhang, Y.; Li, X.; Wang, Z.; Wang, Y.; Ma, Y.; Su, Z. Metabolic Flux Analysis of Simultaneous Production of Vitamin B₁₂ and Propionic Acid in a Coupled Fermentation Process by *Propionibacterium freudenreichii*. *Appl. Biochem. Biotechnol.* **2021**, *193*, 3045–3061. [CrossRef]
67. Cheng, X.; Chen, W.; Peng, W.; Li, K. Improved Vitamin B₁₂ Fermentation Process by Adding Rotenone to Regulate the Metabolism of *Pseudomonas denitrificans*. *Appl. Biochem. Biotechnol.* **2014**, *173*, 673–681. [CrossRef]
68. Li, K.T.; Liu, D.H.; Li, Y.L.; Chu, J.; Wang, Y.H.; Zhuang, Y.P.; Zhang, S.L. An Effective and Simplified PH-Stat Control Strategy for the Industrial Fermentation of Vitamin B₁₂ by *Pseudomonas denitrificans*. *Bioprocess Biosyst. Eng.* **2008**, *31*, 605–610. [CrossRef]
69. Wang, Z.; Wang, H.; Li, Y.; Chu, J.; Huang, M.; Zhuang, Y.; Zhang, S. Improved Vitamin B₁₂ Production by Step-Wise Reduction of Oxygen Uptake Rate under Dissolved Oxygen Limiting Level during Fermentation Process. *Bioresour. Technol.* **2010**, *101*, 2845–2852. [CrossRef]
70. Wang, Z.; Shi, H.; Wang, P. The Online Morphology Control and Dynamic Studies on Improving Vitamin B₁₂ Production by *Pseudomonas denitrificans* with Online Capacitance and Specific Oxygen Consumption Rate. *Appl. Biochem. Biotechnol.* **2016**, *179*, 1115–1127. [CrossRef]
71. Xia, W.; Wei, P.; Kun, C. Interactive Performances of Betaine on the Metabolic Processes of *Pseudomonas denitrificans*. *J. Ind. Microbiol. Biotechnol.* **2014**, *42*, 273–278. [CrossRef]
72. Xia, W.; Chen, W. Industrial Vitamin B₁₂ Production by *Pseudomonas denitrificans* Using Maltose Syrup and Corn Steep Liquor as the Cost-Effective Fermentation Substrates. *Bioprocess Biosyst. Eng.* **2015**, *38*, 1065–1073. [CrossRef]
73. Li, K.T.; Zhou, J.; Cheng, X.; Wei, S.J. Study on the Dissolved Oxygen Control Strategy in Large-Scale Vitamin B₁₂ Fermentation by *Pseudomonas denitrificans*. *J. Chem. Technol. Biotechnol.* **2012**, *87*, 1648–1653. [CrossRef]
74. Vandamme, E.J.; Revuelta, J.L. (Eds.) *Industrial Biotechnology of Vitamins, Biopigments, and Antioxidants*; Wiley-VCH: Weinheim, Germany, 2016; ISBN 9783527681754.
75. CEIC. China Production: Year to Date: Vitamin E. Available online: <https://www.ceicdata.com/en/china/pharmaceuticalproduction-ytd-antiparasitics-vitamins-and-minerals/cn-production-ytd-vitamin-e> (accessed on 21 June 2022).
76. Li, K.T.; Liu, D.H.; Li, Y.L.; Chu, J.; Wang, Y.H.; Zhuang, Y.P.; Zhang, S.L. Improved Large-Scale Production of Vitamin B₁₂ by *Pseudomonas denitrificans* with Betaine Feeding. *Bioresour. Technol.* **2008**, *99*, 8516–8520. [CrossRef]
77. Li, K.T.; Liu, D.H.; Li, Y.L.; Chu, J.; Wang, Y.H.; Zhuang, Y.P.; Zhang, S.L. Influence of Zn²⁺, Co²⁺ and Dimethylbenzimidazole on Vitamin B₁₂ Biosynthesis by *Pseudomonas denitrificans*. *World J. Microbiol. Biotechnol.* **2008**, *24*, 2525–2530. [CrossRef]
78. Kusel, J.; Fa, Y.; Demain, A. Betaine Stimulation of Vitamin B₁₂ Biosynthesis in *Pseudomonas denitrificans* May Be Mediated by an Increase in Activity of δ -Aminolaevulinic Acid Synthase. *J. Gen. Microbiol.* **1984**, *130*, 835–841. [CrossRef]
79. Zhang, Y.; Liu, J.Z.; Huang, J.S.; Mao, Z.W. Genome Shuffling of *Propionibacterium shermanii* for Improving Vitamin B₁₂ Production and Comparative Proteome Analysis. *J. Biotechnol.* **2010**, *148*, 139–143. [CrossRef] [PubMed]
80. Gray, M.J.; Escalante-Semerena, J.C. Single-Enzyme Conversion of FMNH₂ to 5,6-Dimethylbenzimidazole, the Lower Ligand of B₁₂. *Proc. Natl. Acad. Sci. USA* **2007**, *104*, 2921–2926. [CrossRef]
81. Signorini, C.; Carpen, A.; Coletto, L.; Borgonovo, G.; Galanti, E.; Capraro, J.; Magni, C.; Abate, A.; Johnson, S.K.; Duranti, M.; et al. Enhanced Vitamin B₁₂ Production in an Innovative Lupin Tempeh Is Due to Synergic Effects of Rhizopus and Propionibacterium in Cofermentation. *Int. J. Food Sci. Nutr.* **2018**, *69*, 451–457. [CrossRef]
82. Zheng, J.; Wittouck, S.; Salvetti, E.; Franz, C.M.A.P.; Harris, H.M.B.; Mattarelli, P.; O'toole, P.W.; Pot, B.; Vandamme, P.; Walter, J.; et al. A Taxonomic Note on the Genus Lactobacillus: Description of 23 Novel Genera, Emended Description of the Genus Lactobacillus Beijerinck 1901, and Union of Lactobacillaceae and Leuconostocaceae. *Int. J. Syst. Evol. Microbiol.* **2020**, *70*, 2782–2858. [CrossRef]
83. Frettloeh Martin Sequential Co-Culturing Method for Producing a Vitamin- and Protein-Rich Food Product. U.S. Patent 2020-0149084 A1, 14 May 2020.
84. Quesada-Chanto, A.; Afschar, A.S.; Wagner, F. Microbial Production of Propionic Acid and Vitamin B₁₂ Using Molasses or Sugar. *Appl. Microbiol. Biotechnol.* **1994**, *41*, 378–383. [CrossRef]
85. Haddadin, M.S.Y.; Abu-Reesh, I.M.; Haddadin, F.A.S.; Robinson, R.K. Utilisation of Tomato Pomace as a Substrate for the Production of Vitamin B₁₂—A Preliminary Appraisal. *Bioresour. Technol.* **2001**, *78*, 225–230. [CrossRef]
86. Assis, D.A.D.; Matte, C.; Aschidamini, B.; Rodrigues, E.; Záchia Ayub, M.A. Biosynthesis of Vitamin B₁₂ by *Propionibacterium freudenreichii* subsp. *Shermanii* ATCC 13673 Using Liquid Acid Protein Residue of Soybean as Culture Medium. *Biotechnol. Prog.* **2020**, *36*, e3011. [CrossRef]
87. Gardner, N.; Champagne, C.P. Production of Propionibacterium Shermanii Biomass and Vitamin B₁₂ on Spent Media. *J. Appl. Microbiol.* **2005**, *99*, 1236–1245. [CrossRef]
88. Moine, G.; Hohmann, H.-P.; Kurth, R.; Paust, J.; Hähnlein, W.; Pauling, H.; Weimann, B.-J.; Kaesler, B. Vitamins, 6. B Vitamins. In *Ullmann's Encyclopedia of Industrial Chemistry*; Wiley-VCH GmbH & Co. KGaA: Weinheim, Germany, 2011.
89. Survase, S.A.; Bajaj, I.B.; Singhal, R.S. Biotechnological Production of Vitamins. *Food Technol. Biotechnol.* **2006**, *44*, 381–396.
90. Nielsen, M.J.; Rasmussen, M.R.; Andersen, C.B.F.; Nexø, E.; Moestrup, S.K. Vitamin B₁₂ Transport from Food to the Body's Cells—A Sophisticated, Multistep Pathway. *Nat. Rev. Gastroenterol. Hepatol.* **2012**, *9*, 345–354. [CrossRef]

91. Berlin, H.; Berlin, R.; Brante, G. Oral Treatment of Pernicious Anemia with High Doses of Vitamin B₁₂ without Intrinsic Factor. *Acta Med. Scand.* **1968**, *184*, 247–258. [[CrossRef](#)]
92. Gamboa, J.M.; Leong, K.W. In vitro and in vivo Models for the Study of Oral Delivery of Nanoparticles. *Adv. Drug Deliv. Rev.* **2013**, *65*, 800–810. [[CrossRef](#)]
93. Dhakal, S.P.; He, J. Microencapsulation of Vitamins in Food Applications to Prevent Losses in Processing and Storage: A Review. *Food Res. Int.* **2020**, *137*, 109326. [[CrossRef](#)]
94. Matos, M.; Gutiérrez, G.; Iglesias, O.; Coca, J.; Pazos, C. Enhancing Encapsulation Efficiency of Food-Grade Double Emulsions Containing Resveratrol or Vitamin B₁₂ by Membrane Emulsification. *J. Food Eng.* **2015**, *166*, 212–220. [[CrossRef](#)]
95. Ramalho, M.J.; Loureiro, J.A.; Pereira, M.C. Poly (Lactic-Co-Glycolic Acid) Nanoparticles for the Encapsulation and Gastrointestinal Release of Vitamin B₉ and Vitamin B₁₂. *ACS Appl. Nano Mater.* **2021**, *4*, 6881–6892. [[CrossRef](#)]
96. Bochicchio, S.; Barba, A.A.; Grassi, G.; Lamberti, G. Vitamin Delivery: Carriers Based on Nanoliposomes Produced via Ultrasonic Irradiation. *LWT-Food Sci. Technol.* **2016**, *69*, 9–16. [[CrossRef](#)]
97. Estevinho, B.N.; Mota, R.; Leite, J.P.; Tamagnini, P.; Gales, L.; Rocha, F. Application of a Cyanobacterial Extracellular Polymeric Substance in the Microencapsulation of Vitamin B₁₂. *Powder Technol.* **2019**, *343*, 644–651. [[CrossRef](#)]
98. Carlan, I.C.; Estevinho, B.N.; Rocha, F. Study of Microencapsulation and Controlled Release of Modified Chitosan Microparticles Containing Vitamin B₁₂. *Powder Technol.* **2017**, *318*, 162–169. [[CrossRef](#)]
99. Fidaleo, M.; Tacconi, S.; Sbarigia, C.; Passeri, D.; Rossi, M.; Tata, A.M.; Dini, L. Current Nanocarrier Strategies Improve Vitamin B₁₂ Pharmacokinetics, Ameliorate Patients' Lives, and Reduce Costs. *Nanomaterials* **2021**, *11*, 743. [[CrossRef](#)]
100. Long, R.A. Production of Vitamin B12. U.S. Patent 3,018,225, 23 January 1962.
101. Crouzet, J.; Debussche, L.; Schil, S.L.; Thibaut, D. Methods of Increasing the Production of Cobalamins Using Cob Gene Expression. U.S. Patent 2006/0019352 A1, 26 January 2006.
102. Zhendong, L.; Qing, C.; Weikai, X.; Hua, L.; Lulu, Y. Screening Method and Screening Culture Medium for Bacterial Strain for High Yield of Vitamin B12 Produced through Fermentation Production with *Pseudomonas denitrificans*. CN Patent 111254173 A, 9 June 2020.
103. Yonggan, H.; Yanmao, L.; Hui, L.; Xin, W. Multi-Stage Rotating Speed Regulating Policy for Improving *Pseudomonas denitrificans* Fermentation for Production of Vitamin B12. CN Patent 108949866 A, 7 December 2018.
104. Wang, J.; Wang, J.; Hanzhong, L.; Yanxia, C.; Mu, Q.; Yingran, L.; Xueran, L.; Jingkun, Z.; Hong, W.; Yuan, Y. Method for Improving Yield of Vitamin B12 Based of Regulation of Ammonia Nitrogen Index. CN Patent 110205350 A, 6 September 2019.
105. Ruiyan, L.; Jiexi, M.; Wei, L.; Caixia, Z.; Fengyu, K. Method for Promoting *Pseudomonas denitrificans* to Generate Vitamin B12. CN Patent 109837320 A, 4 June 2019.
106. Pengdong, H.; Lizhong, P.; Hongwei, G.; Yi, S.; Qiong, M. Preparation Method of Vitamin B12 Crude Product. CN Patent 111808158 A, 23 October 2020.
107. Hunik, J.H. Process for the Production of Vitamin B12. U.S. Patent 6,492,141 B1, 10 December 2002.
108. Michelle, I.; Adams, C. Probiotic Propionibacterium. U.S. Patent 7,427,397 B2, 23 September 2008.
109. Gregor, K.; Stefan, F.; Mirjan, S.; Hrvoje, P. Co-Cultivation of Propionibacterium and Yeast. U.S. Patent 9,938,554, 10 April 2018.
110. Zhiguo, W.Z.; Guoxia, X.; Liquan, W.; Yunshan, W.S. Device for Producing Propionic Acid and Co-Producing Vitamin B12 by Semi-Continuous Fermentation 2017. CN Patent 206828509 U, 2 January 2018.
111. Mallinath, L.A.; Pillai, V. Continuous Process for Co-Production of Vitamin B12 and Organic Acids. IN Patent 201827044769, 2 October 2020.
112. Garibaldi, J.A.; Kosuke, I.; Lewis, J.C.; Mcginnis, J. Fermentation Process for Production of Vitamin B₁₂. U.S. Patent 2576,932, 4 December 1994.
113. Mogna, G.; Paolo Strozzi, G.; Mogna, L. Vitamin B12 Producing Lactobacillus Reuteri Strains 201. International Patent 2011/154820 A2, 15 December 2011.
114. Dawei, Z.; Miaomiao, X.; Sha, L.; Wenjuan, Z.; Ping, Z.; Huan, F. Sinorhizobium Meliloti Strain and Composition and Application of Sinorhizobium Meliloti Strain. CN Patent 104342390 A, 11 February 2015.
115. Dawei, Z.; Huina, D. Procorrin-2C(20)-Methyltransferase Mutant and Mutant Gene and Application Thereof in Preparing Vitamin B12 2020. CN Patent 110804598 A, 18 February 2020.
116. Zhang, D.; Fang, H. Recombinant Strain of Escherichia Coli for de Novo Synthesis of Vitamin B12, Construction Method Therefor and Application Thereof. International Patent 2019/109975A1, 13 June 2019.
117. Bijl, H.L. Production and Use of Compositions Comprising High Concentrations of Vitamin B12 Activity. U.S. Patent 6,187,761 B1, 13 February 2001.
118. Hugenschmidt, S.; Miescher Schwenninger, S.; Lacroix, C. Process for the Preparation of a Fermentation Broth. EU Patent 2 376 644 B1, 23 April 2014.
119. Mansour, M. Modified Propionibacterium and Methods of Use. International Patent 2021/041759, 4 March 2021.
120. Remy, E.; Examiner, P.; Achutamurthy, P. Biosynthesis Method Enabling the Preparation of Cobalamins. U.S. Patent 6,156,545, 5 December 2000.
121. Zhang, S.; Zhao, Q.; Li, K.; Liu, D.; Hongzhuang, Y.; Wang, Z.; Li, Y. Method for Improving Yield of Denitrified *Pseudomonas* Vitamin B12. CN Patent 101538599 A, 23 September 2009.

122. Zhang, S.; Chen, X.; Li, Y.; Zhenguo, W.; Xie, L.; Cao, Y.; Tang, L.; Wang, Z.; Zhuang, Y. Vitamin B12 Fermentation Production Control Process Based on CO₂ Concentration in Tail Gas. CN Patent 102399845 A, 13 September 2010.
123. Zhang, S.; Zhang, Y.; Wang, Z.; Wang, H.; Zhuang, Y.; Chu, J.; Siliang, Z.; Yiming, Z.; Yinping, Z.; Huiyuan, W.; et al. Optimized Method for Producing Vitamin B12 through *Pseudomonas denitrificans* Fermentation and Synthetic Medium. CN Patent 101748177 A, 9 December 2008.
124. Wang, H.; Chu, J.; Wang, Z.; Zhuang, Y.; Zhang, S.; Zejian, W.; Huiyan, W.; Yingping, Z.; Siliang, Z.; Ju, C. Oxygen Consumption Rate-Based Vitamin B12 Fermentation Production Control Process. CN Patent 102021214 A, 22 September 2009.
125. Ren, Y.; Leng, X.; Wang, Y.; Qi, N.; Dong, Y.; Xiaohong, L.; Nai, Q.; Yong, R.; Youshan, W.; Yuan, D. Culture Medium for Producing Vitamin B12 by Fermenting *Pseudomonas denitrificans* and Fermentation Method Thereof. CN Patent 102453740 A, 16 May 2012.
126. Ju, Y.; Yang, H.; Yanmao, L.; Guangyong, Z. Method for Producing Vitamin B12 by Using *Pseudomonas denitrificans* Based on PH Value Control. CN Patent 108913739 A, 30 November 2018.
127. Mcdaniel, L.E.; Harold, B. Cyanide Ion in Production of Vitamin B12. U.S. Patent 2,650,896, 1 September 1953.
128. Takaaki, M.; Zhenya, Z. Method for Producing Vitamin B12 from Hydrogen-Metabolizing Methane Bacterium. U.S. Patent 2005/0227332 A1, 13 October 2005.
129. Barg, H.; Jahn, D. Method for the Production of Vitamin B12. U.S. Patent 2006/0105432 A1, 18 May 2006.
130. Rychen, G.; Aquilina, G.; Azimonti, G.; Bampidis, V.; Bastos, M.D.L.; Bories, G.; Chesson, A.; Cocconcelli, P.S.; Flachowsky, G.; Gropp, J.; et al. Safety and Efficacy of Vitamin B₁₂ (in the Form of Cyanocobalamin) Produced by *Ensifer* spp. as a Feed Additive for All Animal Species Based on a Dossier Submitted by VITAC EEIG. *EFSA J.* **2018**, *16*, e05336. [[CrossRef](#)]
131. Rizzo, G.; Laganà, A.S.; Rapisarda, A.M.C.; la Ferrera, G.M.G.; Buscema, M.; Rossetti, P.; Nigro, A.; Muscia, V.; Valenti, G.; Sapia, F.; et al. Vitamin B₁₂ among Vegetarians: Status, Assessment and Supplementation. *Nutrients* **2016**, *8*, 767. [[CrossRef](#)]
132. Watanabe, F.; Yabuta, Y.; Tanioka, Y.; Bito, T. Biologically Active Vitamin B₁₂ Compounds in Foods for Preventing Deficiency among Vegetarians and Elderly Subjects. *J. Agric. Food Chem.* **2013**, *61*, 6769–6775. [[CrossRef](#)]
133. Titcomb, T.J.; Tanumihardjo, S.A. Global Concerns with B Vitamin Statuses: Biofortification, Fortification, Hidden Hunger, Interactions, and Toxicity. *Compr. Rev. Food Sci. Food Saf.* **2019**, *18*, 1968–1984. [[CrossRef](#)]
134. Oh, S.; Cave, G.; Lu, C. Vitamin B₁₂ (Cobalamin) and Micronutrient Fortification in Food Crops Using Nanoparticle Technology. *Front. Plant Sci.* **2021**, *12*, 1451. [[CrossRef](#)]
135. Pawlak, R.; Rusher, D.R. A Review of 89 Published Case Studies of Vitamin B₁₂ Deficiency. *J. Hum. Nutr. Food Sci.* **2013**, *1*, 1008.
136. Watkins, D.; Rosenblatt, D.S. Inborn Errors of Cobalamin Absorption and Metabolism. *Am. J. Med. Genet. Part C Semin. Med. Genet.* **2011**, *157*, 33–44. [[CrossRef](#)]
137. Shepherd, G.; Velez, L.I. Role of Hydroxocobalamin in Acute Cyanide Poisoning. *Ann. Pharmacother.* **2008**, *42*, 661–669. [[CrossRef](#)]
138. Linnell, J.C.; Smith, A.D.; Smith, C.L.; Wilson, M.J.; Matthews, D.M. Effects of Smoking on Metabolism and Excretion of Vitamin B₁₂. *BMJ* **1968**, *2*, 215–216. [[CrossRef](#)] [[PubMed](#)]
139. Allen, L.; Rosenberg, I.; Oakley, G.; Omenn, S. Considering the Case for Vitamin B₁₂ Fortification of Flour. *Food Nutr. Bull.* **2010**, *31* (Suppl. S1), S36–S46. [[CrossRef](#)] [[PubMed](#)]
140. Hamel, J. A Review of Acute Cyanide Poisoning with a Treatment Update. *Crit. Care Nurse* **2011**, *31*, 72–82. [[CrossRef](#)] [[PubMed](#)]
141. Reports and Data Vitamin B12 (Cobalamin) Market to Reach USD 409.7 Million By 2027. Available online: <https://www.globenewswire.com/news-release/2020/08/26/2084313/0/en/Vitamin-B12-Cobalamin-Market-To-Reach-USD-409-7-Million-By-2027-Reports-and-Data.html> (accessed on 22 April 2022).
142. Rabah, H.; Rosa do Carmo, F.L.; Jan, G. Dairy Propionibacteria: Versatile Probiotics. *Microorganisms* **2017**, *5*, 24. [[CrossRef](#)]
143. Zhou, X.; Li, Y. (Eds.) *Atlas of Oral Microbiology: From Healthy Microflora to Disease*; Elsevier: Amsterdam, The Netherlands, 2015.
144. Acevedo-Rocha, C.G.; Gronenberg, L.S.; Mack, M.; Commichau, F.M.; Genee, H.J. Microbial Cell Factories for the Sustainable Manufacturing of B Vitamins. *Curr. Opin. Biotechnol.* **2019**, *56*, 18–29. [[CrossRef](#)]