

SCIENTIFIC REPORTS



OPEN

Envelope solitary waves exist and collide head-on without phase shift in a dusty plasma

Heng Zhang¹, Xin Qi¹, Wen-Shan Duan¹ & Lei Yang^{1,2}

Received: 08 April 2015

Accepted: 10 August 2015

Published: 18 September 2015

The rarefactive KdV solitary waves in a dusty plasma have been extensively studied analytically and found experimentally in the previous works. Though the envelope solitary wave described by a nonlinear Schrödinger equation (NLSE) has been proposed by using the reductive perturbation method, it is first verified by using the particle-in-cell (PIC) numerical method in this paper. Surprisingly, there is no phase shift after the head on collision between two envelope solitary waves, while it is sure that there are phase shifts of two colliding KdV solitary waves after head on collision.

Dusty plasmas have been extensively studied because of their relevance in many space and technological applications^{1,2}, as well as in the confined fusion system^{3,4}. Dusty plasma supports a variety of collective modes and nonlinear coherent structures, therefore, there are many research works on both the linear and nonlinear waves for dusty plasmas^{5–15}.

The rarefactive nonlinear waves in a dusty plasma have been extensively studied analytically during the past years by using the traditional reductive perturbation method¹⁶ and verified by the experiments^{13–15}. Recently, the application scope of the reductive perturbation method in a dusty plasma has been given by using the PIC numerical method¹⁷. On the other hand, the compressed nonlinear waves in a electron-ion (EI) plasma have also been found by using the reductive perturbation method analytically and verified by PIC numerical simulation¹⁸. The remarkable distinction between a EI plasma and a dusty plasma is that one is the compressed wave and the other is the rarefactive one. However, the envelope solitary wave is neither compressed nor rarefactive which is described by the NLSE obtained by the reductive perturbation method^{19,20}. This kind of nonlinear waves have been studied previously. For example, Admin and Shukla *et al.*²¹ studied the modulational instability of the dust acoustic waves and the dust-ion-waves. Ghosh *et al.*²² studied the effects of the dust charge fluctuations of the low-frequency wave modulation. However, whether the envelope solitary wave really existence in a dusty plasma is still remain unsolved since it is not verified by either the experiments or the numerical simulation until now. The objective and implications of the present results is as follows. First one is to verify the existence of the envelope solitary wave in dusty plasmas by using the PIC method. Second, the application scope of the traditional reductive perturbation method to obtain the NLSE will be checked. Third, the characters of the envelope solitary wave can be applied to the space and technological applications, as well as in the magnetically confined fusion system.

For simplicity, we neglect the effect of the dust charge fluctuation in the present paper and assume that the dust charge is a constant since we want to know if the envelope solitary wave really exist in a dusty plasma by using the PIC numerical method. Though if the effect of the dust charge fluctuation is considered, the damped NLSE can be obtained²¹. The numerical simulation by PIC method may be a future work to investigate the effect of the dust charge fluctuation on the envelope solitary wave, i.e., how the dust charge fluctuation damp the envelope solitary wave.

¹College of Physics and Electronic Engineering and Joint Laboratory of Atomic and Molecular Physics of NWNNU & IMP CAS, Northwest Normal University, Lanzhou 730070 and Institute of Modern Physics, Chinese Academy of Sciences, Lanzhou 730000, China. ²Department of Physics, Lanzhou University, Lanzhou 730000, China. Correspondence and requests for materials should be addressed to W.-S.D. (email: duanws@nwnu.edu.cn) or L.Y. (email: lyang@impcas.ac.cn)

By using the PIC method, we first verify the envelop solitary wave which exists in a dusty plasma. Then the application scope of the analytical solution described by NLSE is given. The head on collision between two envelop solitary waves is also simulated by using the PIC method. Surprisingly, it is found that there is no phase delay during the collision between two envelop solitary waves which is different from that between two KdV solitary waves in which there are phase delays for both colliding solitary waves²³. However, it is noted that the envelope solitary wave can be considered as envelope soliton since it will remain its waveform and the propagation velocity after the head on collision.

Results

Analytical solution of an envelope solitary wave by using the perturbation method. The propagation of an envelop solitary wave and the head on collision between them are studied by one dimensional (1D) PIC method in infinite background plasma. Before our simulation, we first give an analytical solution of an envelop solitary wave by using the reductive perturbation method.

The one-dimensional dimensionless equations of the motion of a dusty plasma are²³

$$\frac{\partial n_d}{\partial t} + \frac{\partial}{\partial x}(n_d u_d) = 0, \tag{1}$$

$$\frac{\partial u_d}{\partial t} + u_d \frac{\partial u_d}{\partial x} = \frac{\partial \phi}{\partial x}, \tag{2}$$

$$\frac{\partial^2 \phi}{\partial x^2} = 1 + \nu \exp(\beta s \phi) - \mu \exp(-s \phi), \tag{3}$$

where $\beta = T_i/T_e$ is the ratio of the ion and electron temperatures, $s = 1/(\mu + \nu\beta)$, μ and ν are the normalized ion and electron number densities, respectively. n_d and u_d refer to the density, the velocity of the dust grains respectively. ϕ is the electrostatic potential.

The spatial coordinate x , the time t , the velocity u_d and the electrostatic potential ϕ are normalized by the Debye length $\lambda_D = (T_{eff}/4\pi Z_d n_{d0} e^2)^{1/2}$, the inverse of effective dust plasma frequency $\omega^{-1} = (m_d/4\pi n_{d0} Z_d^2 e^2)^{1/2}$, the dust acoustic speed $C_d = (Z_d T_{eff}/m_d)^{1/2}$ and T_{eff}/e , respectively, where the effective temperature is defined as $T_{eff} = \frac{T_i T_e}{\mu T_e + \nu T_i}$.

In order to study envelope solitary wave in a dusty plasma, we introduce the following stretched coordinates according to the traditional perturbation method: $\xi = \varepsilon(x - u_s t)$, $\tau = \varepsilon^2 t$. All the physical quantities are expanded as follows: $n_d = 1 + \sum_{m=1}^{\infty} \varepsilon^m \sum_{l=-\infty}^{+\infty} n_{dl}^{(m)}(\xi, \tau) e^{il(kx - \omega t)}$, $u_d = \sum_{m=1}^{\infty} \varepsilon^m \sum_{l=-\infty}^{+\infty} u_{dl}^{(m)}(\xi, \tau) e^{il(kx - \omega t)}$, $\phi = \sum_{m=1}^{\infty} \varepsilon^m \sum_{l=-\infty}^{+\infty} \phi_{dl}^{(m)}(\xi, \tau) e^{il(kx - \omega t)}$. By substituting these expansions into the equations of motion, we have the following results: $u_1^{(1)} = -\frac{k}{\omega} \phi_1^{(1)}$, $n_1^{(1)} = -\frac{k^2}{\omega^2} \phi_1^{(1)}$, the dispersion relation: $\omega = \pm \sqrt{\frac{k^2}{1+k^2}}$, the group velocity: $u_s = \pm \frac{1}{(1+k^2)^{3/2}}$, and finally the NLSE^{21,24}

$$i \frac{\partial^2 \phi_1^{(1)}}{\partial \tau} + P \frac{\partial \phi_1^{(1)}}{\partial \xi^2} + Q |\phi_1^{(1)}|^2 \phi_1^{(1)} = 0, \tag{4}$$

where

$$P = \frac{\omega^3}{2k^2} \left[\frac{k^2 - 2}{k^2 + 1} - 1 \right],$$

$$Q = \frac{\omega^3}{2k^2} \left[\frac{-k^2}{\omega^2} (A_0 + A_2) - 2 \frac{k^3}{\omega^3} (B_0 + B_2) + (\nu\beta^2 s^2 - \mu s^2) \times (C_0 + C_2) + \frac{1}{2} (\nu\beta^3 s^3 + \mu s^3) \right],$$

and

$$A_0 = \frac{(\omega - k^2 - 2k^3 u_s) - (\nu\beta^2 s^2 - \mu s^2) \omega^3}{\omega^3 [1 - u_s^2]},$$

$$A_2 = \frac{3k^4 (4k^2 + 1) + \omega^2 k^2 (\nu\beta^2 s^2 - \mu s^2)}{2\omega^2 [\omega^2 (4k^2 + 1) - k^2]},$$

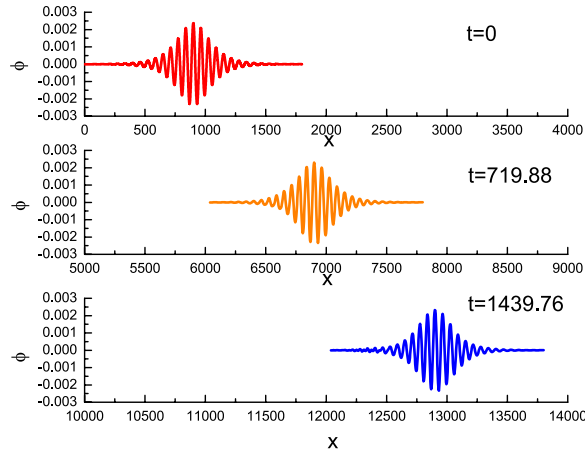


Figure 1. The PIC simulation results of the evolution of an envelope solitary wave at the different times where $\varepsilon = 0.01$, $k = 0.1$, $\mu = 1.1$, $\nu = 0.1$, $\beta = 0.1$.

$$B_0 = \frac{k^2 u_s \omega + (\nu \beta^2 s^2 - \mu s^2) u_s \omega^3 + 2k^3}{\omega^3 [u_s^2 - 1]},$$

$$B_2 = \frac{k^3 \omega^2 (4k^2 + 1) + k \omega^4 (\nu \beta^2 s^2 - \mu s^2) + 2k^5}{2\omega^3 [\omega^2 (4k^2 + 1) - k^2]},$$

$$C_0 = \frac{(\nu \beta^2 s^2 - \mu s^2) u_s^2 \omega^3 + k^2 \omega + 2k^3 u_s}{\omega^3 [1 - u_s^2]},$$

$$C_2 = \frac{-\omega^4 (\nu \beta^2 s^2 - \mu s^2) - 3k^4}{2\omega^2 [\omega^2 (4k^2 + 1) - k^2]},$$

where $P < 0$, $Q < 0$.

One of the well known solution of NLSE of Eq. (4) is an envelope solitary wave as follows^{21,24}

$$\phi_1^{(1)} = \pm \sqrt{\frac{2(Pk^2 - \omega)}{Q}} \cdot \operatorname{sech} \sqrt{\frac{Pk^2 - \omega}{P}} \xi \cdot e^{i(kx - \omega t)}. \tag{5}$$

If the signs of both ω and u_s are positive, the envelope solitary wave propagates in the positive x direction. Otherwise, it propagates in the negative x direction.

PIC simulation results. The PIC simulation results are given in Fig. 1 at different times. It is observed that the waveform of this fluctuation (envelop solitary wave) remain unchanged and its propagation speed is a constant. We compare our numerical results with the analytical one of Eq. (5) and find a good agreements between them, as shown in Fig. 2.

To gain more insight into this envelope solitary wave, more PIC results are given for different values of ε . The dependence of the amplitude, the propagation velocity and the width of the envelope solitary wave on the parameter ε are shown in Fig. 3. It is noted that the envelope solitary wave can steadily propagate in the dusty plasma if the parameter ε is small enough. The good agreement between the PIC results and the analytical ones are observed, which indicates that the analytical result obtained by the reductive perturbation method is reliable if the amplitude of the envelope solitary wave is small enough, or $\varepsilon < \varepsilon^*$. It is noted that $\varepsilon^* \approx 0.02$. The obvious differences between two are observed if $\varepsilon > \varepsilon^*$. It indicates that the application scope of the perturbation method is within the range $\varepsilon < \varepsilon^*$. However, it is noted that the propagation velocity is independent of the parameter ε , i.e., the group velocity is a constant, which is also in agreements with the analytical one. It is also noted from Fig. 3(d) that the product of the amplitude and the width of the envelope solitary wave is a constant, while the analytical result which can be obtained from Eq. (5) is $W \cdot A = 2\sqrt{\frac{2P}{Q}}$. Both are in good agreements. However, it is reported experimentally that the product of the amplitude and the square of its width of the KdV solitary wave is a constant¹⁴ which is different from that of the envelope solitary wave.

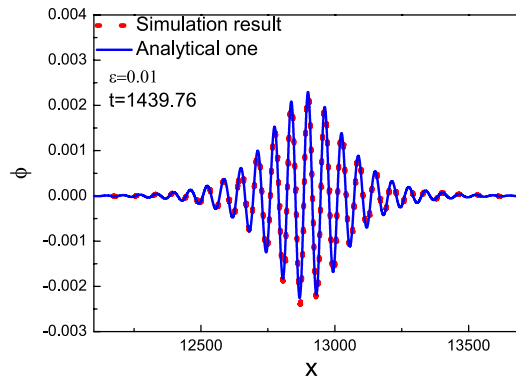


Figure 2. The comparisons between PIC simulation results and the analytical ones with the same initial conditions, where $\varepsilon = 0.01$, $k = 0.1$, $\mu = 1.1$, $\nu = 0.1$, $\beta = 0.1$.

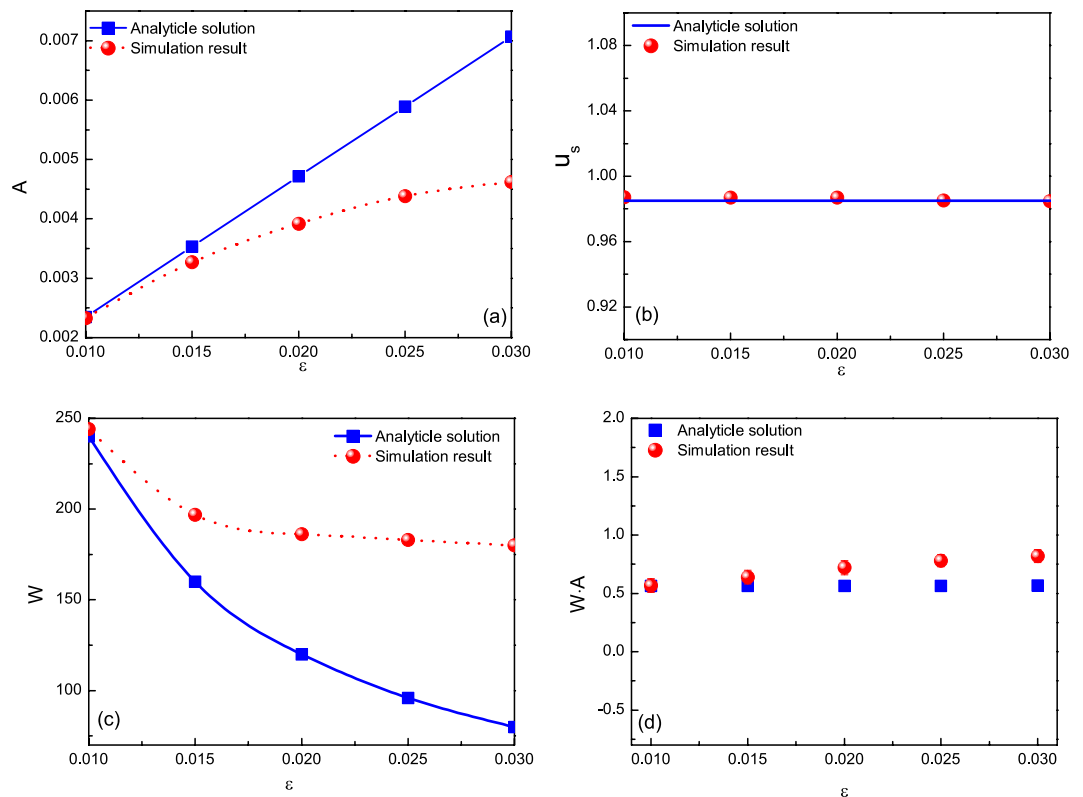


Figure 3. Comparisons between the simulation results and the analytical ones. (a) Dependence of the amplitude of the envelope solitary wave on the parameter ε . (b) Dependence of the propagation speed of the envelope solitary wave on the parameter ε . (c) Dependence of the width of the envelope solitary wave on the parameter ε . (d) Dependence of the product of amplitude and width of the envelope solitary wave on parameter ε .

Head on collision between two envelope solitary waves. Let us see what is observed if two opposite propagating envelope solitary waves collide. It is well known that the head on collision between two opposite propagating KdV solitary waves can pass through each other as if without suffering any interaction except for a slight phase shift in their positions. It has been extensively studied by using the extended Poincaré-Lighthill-Kuo (PLK) method analytically^{20,25–28} and verified in the experiments¹⁹. Recently the application scope of the PLK method on the colliding of two KdV solitary waves is studied by using the PIC method²³. However, the head on collision between two envelope solitary waves has not been studied until now. We now study the head on collision between two envelope solitary waves by using the PIC method.

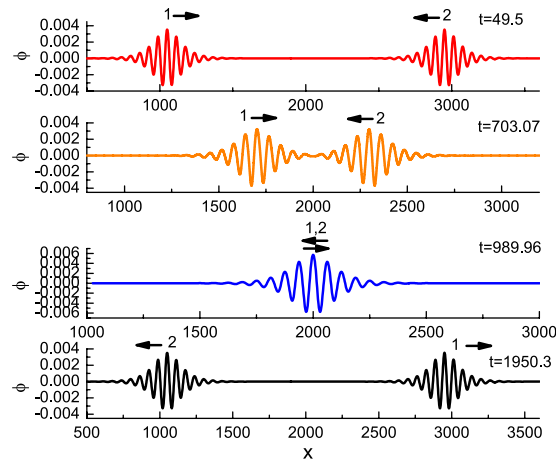


Figure 4. The evolution of head on collision between two envelope solitary waves at different time, where $\varepsilon_1 = \varepsilon_2 = 0.015$, $k = 0.1$, $\nu = 0.1$, $\mu = 1.1$ and $\beta = 0.1$.

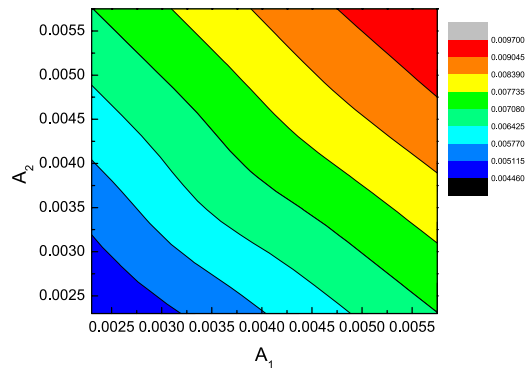


Figure 5. The dependence of the maximum amplitude in the colliding process on both amplitudes (A_1 , A_2) of two colliding solitary waves 1 and 2.

We assume that there are two opposite propagating envelope solitary waves. One is propagating in the positive x direction and the other is in the negative x direction. Initially, both solitary waves are far apart. After some time, they interact, collide, and then depart. The colliding process are shown in Fig. 4. It is observed that the waveforms of both waves remain unchanged after the collision. It seems that they are envelope solitons. However, a remarkable phenomena is noted that there is no phase shift for both colliding waves. More numerical results have verified this conclusion. As well known, however, there are phase shifts after head on collision for the KdV solitary waves²³. The result is much interesting because there are obvious distinction of the head on collision between the KdV solitary waves and the envelope waves. There is a phase shift after collision for KdV solitary waves, while there is no phase shift for two envelope solitary waves.

Furthermore, the dependence of the maximum amplitudes of the solitary waves during the colliding process on both the initial amplitudes of colliding solitary waves is shown in Fig. 5. It is more clearly observed that the maximum amplitude in the colliding process increases as the two amplitudes of the colliding solitary waves increase in Fig. 6. It seems that the maximum amplitude in the colliding process is less than the sum of two amplitudes of envelope solitary waves.

Discussion

By using the PIC method, we have verified that the envelope solitary wave can exist in a dusty plasmas. The application scope of the reductive perturbation method to derive a envelope solitary wave is given. The head on collision between two envelope solitary waves is implemented in a dusty plasma by using the PIC simulation method. The interesting results are that there is no phase shift after the collision between two envelope solitary waves which is different from that between two KdV solitary waves. Moreover, the PIC simulation method can be used to verify that whether a series of solitary wave solutions obtained by perturbation method really exist in either dusty plasma or EI plasma.

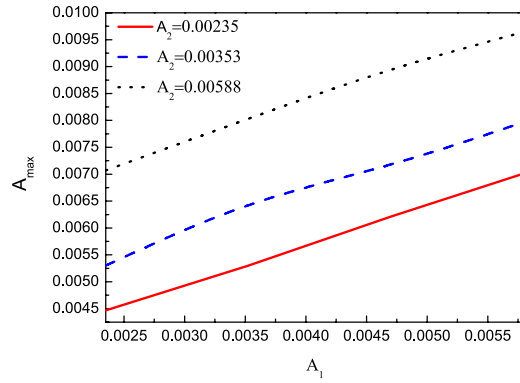


Figure 6. The dependence of the maximum amplitude in the colliding process on amplitude A_1 for different A_2 .

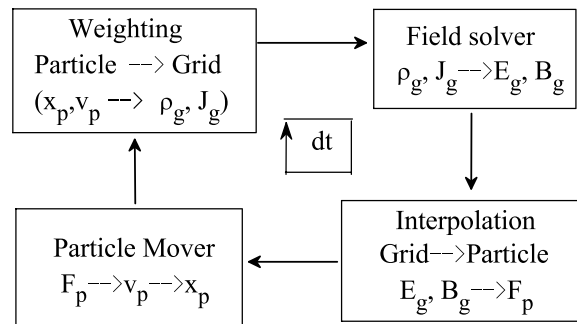


Figure 7. The comparisons between the numerical results and the analytical ones.

Methods

Numerical experiment is performed by using the one-dimensional PIC simulation method to study the formation and the propagation of an envelope solitary wave in a dusty plasma in the present work. During the simulation, The dust particles are represented as kinetic particles, while ions and electrons are modeled as Boltzmann distributed background. As well known, the real systems always contain very large amount of particles. In order to make simulations efficient or at least possible, so-called super-particles (SPs) are used. Each SP has a weight factor S specifying the number of real particles contained. Therefore, the equation of motion of the system is the Newton's equation as follows

$$m_j \frac{dv_j}{dt} = q_j E_j, \quad \frac{dx}{dt} = v_j, \tag{6}$$

where m_j, q_j, x_j are the mass, charge and position of the j th SP, respectively. E_j is the electric field at the position of the j th SP. As the dust particles follow their trajectories, they continually exchange information with the background grid. Each dust particle contributes its charge to the corners of its instantaneous host cell. Therefore, the simulation region is divided to contain several grid cells during the PIC simulation. At each time step, the velocities, the positions of SPs are weighted to all the grids to calculate the charge density ρ_g (or electric current density J_g). Once ρ_g obtained the Maxwell's equations (electromagnetic model) or Poisson-Boltzmann equation (electrostatic model) will be solved numerically to derive the value of E at each grid. In electrostatic model, $B_g = 0$. Then the field imposed on each SP can be worked out and each SP will be driven by electric field according to Eq. (6), which will be solved numerically via the leap-frog algorithm. At last, the new positions and velocities are obtained, the procedure come to repeat until the simulation completed. The summary of a computational cycle of the PIC method is shown in Fig 7.

In the PIC simulation, initial conditions are chosen from the analytical solution expressed by Eq. (5) at a certain time. The initial values of the number density and the velocity of the dust particles are: $n_{d0} = 1 - \varepsilon \cdot \frac{k^2}{\omega^2} \sqrt{\frac{2(Pk^2 - \omega)}{Q}} \cdot \text{sech} \sqrt{\frac{Pk^2 - \omega}{P}} \varepsilon(x - x_1) \cdot \cos k(x - x_1)$, and $u_{d0} = -\varepsilon \cdot \frac{k}{\omega} \sqrt{\frac{2(Pk^2 - \omega)}{Q}} \cdot \text{sech} \sqrt{\frac{Pk^2 - \omega}{P}} \varepsilon(x - x_1) \cdot \cos k(x - x_1)$, respectively. Space coordinate x , time t , grid size Δx , time step Δt , number density n_d and the self-consistent potential ϕ are all dimensionless parameters. Based

on the limitations attached to the PIC method, the simulation parameters are chosen as follows: $\Delta x = 0.3$, $\Delta t = \Delta x/100$, the number of grid cells is $N_x = 6000$ and the number of super particles contained per cell is 50, the total length of x -axis is $LX = \Delta x N_x$. $\varepsilon = 0.01$, $k = 0.1$, $\mu = 1.1$, $\nu = 0.1$, $\beta = 0.1$, $\omega = 0.1$, $u_s = 0.985$, $x_1 = LX/4$. This initial disturbance will evolve as the time increases. The boundary conditions along the x -axis are periodic. To avoid wave reflection at the boundary, a frame moving with envelope solitary wave is introduced, so that the envelope solitary wave remains away from the boundary. At the beginning of the simulation, the SPs representing dust particles are distributed uniformly in the whole simulation region. In simulations, an envelope solitary wave is initially given which propagates in the positive x direction in an infinite background plasma.

In process of head-on collision between two envelope solitary waves, we assume that there are two opposite propagating envelope solitary waves. One is propagating in the positive x direction and the other is in the negative x direction. The initial number density and the velocity of the dust particles are:

$$n_{d0} = 1 - \varepsilon_1 \cdot \frac{k^2}{\omega^2} \sqrt{\frac{2(Pk^2 - \omega)}{Q}} \cdot \operatorname{sech} \sqrt{\frac{Pk^2 - \omega}{P}} \varepsilon_1(x - x_1) \cdot \cos k(x - x_1) + \varepsilon_2 \cdot \frac{k^2}{\omega^2} \sqrt{\frac{2(Pk^2 - \omega)}{Q}} \cdot \operatorname{sech} \sqrt{\frac{Pk^2 - \omega}{P}} \varepsilon_2(x - x_2) \cdot \cos k(x - x_2),$$

$$\text{and } u_{d0} = -\varepsilon_1 \cdot \frac{k}{\omega} \sqrt{\frac{2(Pk^2 - \omega)}{Q}} \cdot \operatorname{sech} \sqrt{\frac{Pk^2 - \omega}{P}} \varepsilon_1(x - x_1) \cdot \cos k(x - x_1) + \varepsilon_2 \cdot \frac{k}{\omega} \sqrt{\frac{2(Pk^2 - \omega)}{Q}} \cdot \operatorname{sech} \sqrt{\frac{Pk^2 - \omega}{P}} \varepsilon_2(x - x_2) \cdot \cos k(x - x_2),$$

respectively. Initially, both solitary waves are far apart. The initial conditions are chosen from the analytical results of Eq. (5). The parameters of two colliding waves are $\varepsilon_1 = \varepsilon_2 = 0.015$, $k = 0.1$, $\mu = 1.1$, $\nu = 0.1$, $\beta = 0.1$, $x_1 = LX/4$, $x_2 = 3LX/4$, $\Delta x = 0.3$, $\Delta t = \Delta x/100$, $N_x = 20000$, while $\omega = \pm 0.1$, $u_s = \pm 0.985$ and the number of super particles contained per cell is 100, where the positive sign stands for the solitary wave propagating in the positive x direction, while the negative one represents that in the negative x direction.

References

- Mendis, D. A. & Rosenberg, M. Some Aspects of Dust-Plasma Interactions in the Cosmic Environment. *IEEE Trans. Plasma Sci.* **20**, 929 (1992).
- Abrahamson, J. & Dinniss, J. Ball lightning caused by oxidation of nanoparticle networks from normal lightning strikes on soil. *Nature (London)* **403**, 519 (2000).
- Kim, J. S., Edgell, D. H., Greene, J. M., Strait, E. J. & Chance, M. S. MHD mode identification of tokamak plasmas from Mirnov signals. *Plasma Phys. Control. Fusion* **41**, 1399–1420 (1999).
- Abel, I. G. *et al.* Multiscale gyrokinetics for rotating tokamak plasmas: fluctuations, transport and energy flows. *Rep. Prog. Phys.* **76**, 116201 (2013).
- Rao, N. N., Shukla, P. K. & Yu, M. Y. Dust-acoustic waves in dusty plasmas. *Planet. Space Sci.* **38**, 543 (1990).
- D'Angelo, N. Dusty plasma ionization instability with ion drag. *Phys. Plasmas* **5**, 3155 (1998).
- Xie, B. S., He, K. F. & Huang, Z. Q. Dust-acoustic solitary waves and double layers in dusty plasma with variable dust charge and two-temperature ions. *Phys. Plasmas* **6**, 3808 (1999).
- Li, C. H., Wu, Z. W., Ren, H. J., Yang, W. H. & Chu, P. K. Group velocity of extraordinary waves in superdense magnetized quantum plasma with spin-1/2 effects. *Phys. Plasmas* **19**, 122114 (2012).
- Ye, L., Guo, W. F., Xiao, X. T. & Wang, S. J. Numerical simulation of geodesic acoustic modes in a multi-ion system. *Phys. Plasmas* **20**, 072501 (2013).
- Xi, Y. B. & Liu, Y. Effect of electron density profile on power absorption of high frequency electromagnetic waves in plasma. *Phys. Plasmas* **19**, 073301 (2012).
- Fan, D. M., Wei, L., Wang, Z. X., Zheng, S. & Duan, P. Unstable domains of tearing and Kelvin-Helmholtz instabilities in a rotating cylindrical plasma. *Phys. Plasmas* **21**, 092515 (2014).
- Sharma, S. K., Boruah, A. & Bailung, H. Head-on collision of dust-acoustic solitons in a strongly coupled dusty plasma. *Phys. Rev. E* **89**, 013110 (2014).
- Samsonov, D., Lvlev, A. V., Quinn, R. A., Morfill, G. & Zhdanov, S. Dissipative Longitudinal Solitons in a Two-Dimensional Strongly Coupled Complex (Dusty) Plasma. *Phys. Rev. Lett.* **88**, 095004 (2002).
- Bandyopadhyay, P., Prasad, G., Sen, A. & Kaw, P. K. Experimental Study of Nonlinear Dust Acoustic Solitary Waves in a Dusty Plasma. *Phys. Rev. Lett.* **101**, 065006 (2008).
- Heidemann, R., Zhdanov, S., Sutterlin, R., Thomas, H. M. & Morfill, G. E. Dissipative Dark Soliton in a Complex Plasma. *Phys. Rev. Lett.* **102**, 135002 (2009).
- Lee, Nam C. Derivation of electrostatic Korteweg-deVries equation in fully relativistic two-fluid plasmas. *Phys. Plasmas* **19**, 082303 (2012).
- Qi, X., Xu, Y. X., Duan, W. S. & Yang, L. The application scope of the reductive perturbation method and the upper limit of the dust acoustic solitary waves in a dusty plasma. *Phys. Plasmas* **21**, 013702 (2014).
- Qi, X., Xu, Y. X., Duan, W. S., Zhang, L. Y. & Yang, L. Particle-in-cell simulation of the head-on collision between two ion acoustic solitary waves in plasmas. *Phys. Plasmas* **21**, 082118 (2014).
- Sharma, S. K., Boruah, A. & Bailung, H. Head-on collision of dust-acoustic solitons in a strongly coupled dusty plasma. *Phys. Rev. E* **89**, 013110 (2014).
- El-Labany, S. K., El-Taibany, W. F., El-Shamy, E. F., El-Depsy, A. & Zedan, N. A. Head-on-collision of modulated dust acoustic waves in strongly coupled dusty plasma. *Phys. Plasmas* **19**, 103708 (2012).
- Amin, M. R., Morfill, G. E. & Shukla, P. K. Modulational instability of dust-acoustic and dust-ion-acoustic waves. *Phys. Rev. E* **58**, 5 (1998).
- Ghosh, S., Sarkar, S., Khan, M. & Gupta, M. R. Low-frequency wave modulations in an electronegative dusty plasma in the presence of charge variations. *Phys. Rev. E* **84**, 066401 (2011).
- Zhang, J. *et al.* The study of the Poincare-Lighthill-Kuo method by using the particle-in-cell simulation method in a dusty plasma. *Phys. Plasmas* **21**, 103706 (2014).
- Duan, W. S., Parkes, J. & Zhang, L. Modulation instability of dust envelope waves with grain and charge distribution. *Phys. Plasmas* **11**, 8 (2004).
- Jaiswal, S., Bandyopadhyay, P. & Sen, A. Theoretical study of head-on collision of dust acoustic solitary waves in a strongly coupled complex plasma. *Phys. Plasmas* **21**, 053701 (2014).

26. El-Labany, S. K., El-Shamy, E. F. & Behery, E. E. Propagation and oblique collision of ion-acoustic solitary waves in a magnetized dusty electronegative plasma. *Phys. Plasmas* **20**, 122114 (2013).
27. EL-Shamy, E. F. & Al-Asbali, A. M. Head-on collision of dust-acoustic shock waves in strongly coupled dusty plasmas. *Phys. Plasmas* **21**, 093701 (2014).
28. Ghorui, M. K., Samanta, U. K., Maji, T. K. & Chatterjee, P. Head-on collisions of two types of dust-acoustic solitons in a magnetized quantum plasma. *Astrophys Space Sci.* **352**, 159–169 (2014).

Acknowledgements

This work is supported by National Magnetic Confinement Fusion Science Program of China (Grant No. 2014GB104002), the Strategic Priority Research Program of Chinese Academy of Sciences (Grant No. XDA03030100) and the National Science Foundation of China (Grant No. 11275156).

Author Contributions

Heng wrote the main manuscript, developed algorithm and prepared all figures. Xin developed algorithm and some analysis. Wen-Shan and Lei proposed the physical idea, analyzed results and revised the article. All authors review the manuscript.

Additional Information

Competing financial interests: The authors declare no competing financial interests.

How to cite this article: Zhang, H. *et al.* Envelope solitary waves exist and collide head-on without phase shift in a dusty plasma. *Sci. Rep.* **5**, 14239; doi: 10.1038/srep14239 (2015).



This work is licensed under a Creative Commons Attribution 4.0 International License. The images or other third party material in this article are included in the article's Creative Commons license, unless indicated otherwise in the credit line; if the material is not included under the Creative Commons license, users will need to obtain permission from the license holder to reproduce the material. To view a copy of this license, visit <http://creativecommons.org/licenses/by/4.0/>