

SCIENTIFIC REPORTS



OPEN

Symmetry induced semimetal-semiconductor transition in doped graphene

Hansika I. Sirikumara¹, Erika Putz¹, Mohammed Al-Abboodi^{1,†} & Thushari Jayasekera^{1,2}

Received: 08 September 2015

Accepted: 04 December 2015

Published: 19 January 2016

Substitutional chemical doping is one way of introducing an electronic bandgap in otherwise semimetallic graphene. A small change in dopant arrangement can convert graphene from a semiconducting to a semimetallic state. Based on *ab initio* Density Functional Theory calculations, we discuss the electron structure of BN-doped graphene with Bravais and non-Bravais lattice-type defect patterns, identifying semiconducting/semimetallic configurations. Semimetallic behavior of graphene with non-Bravais lattice-type defect patterns can be explained by a phase cancellation in the scattering amplitude. Our investigation reveals for the first time that the symmetry of defect islands and the periodicity of defect modulation limit the phase cancellation which controls the semimetal-semiconductor transition in doped graphene.

Graphene is a natural two-dimensional honeycomb lattice of sp^2 hybridized C atoms, which can be thought of as two interpenetrating triangular sublattices, A and B¹. Graphene shows extraordinary properties with potential applications in various fields^{2–6}. Amidst spectacular properties, the simplest symmetric hexagonal topology results in a vanishing electronic bandgap at the Dirac point, one of the major obstacles which hinders the applications of graphene in digital electronics⁷. Unique electronic properties as well as vanishing electronic bandgap of graphene are inherited from its high-symmetric topology. Therefore, translational or sublattice symmetry breaking, which are achieved by various methods such as graphene nanoribbons, substrate-induced effects^{7,8}, vacancies^{9,10}, adsorption of foreign atomic species¹¹, substitutional chemical doping^{12,13}, etc. have been proposed to induce a sizable electronic bandgap of graphene. Breaking the symmetry of hexagonal lattice of graphene by coordinating with similar foreign atomic species (substitutional chemical doping) for creating an electronic bandgap is the focus of this work. Bandgap opening of graphene by various dopant types has been studied in the past¹⁴. Boron Nitride (BN), which is an isoelectronic to graphene and has a similar honeycomb topology, yet with a broken mirror symmetry which results in a wide bandgap semiconductor is an ideal dopant candidate for electronic band engineering in graphene¹⁵.

Doping graphene with B or N and codoping with BN have shown to be experimentally feasible^{16–18}. Most of the experiments suggest that a phase separation of hexagonal BN (*h*-BN) islands is favored over atomically separated B and N defects; i.e. *h*-BN islands are more stable in graphene than isolated B and N scatterers, while the latter is also possible to occur¹⁶. Experimental and theoretical efforts continue to advance to precisely control not only the B and N concentration, but also the dopant arrangement in the host lattice of graphene^{19,20}. Controlled doping of graphene with BN is extremely important as the electronic properties of doped systems depend on the detailed atomic arrangement, a fact that has been suggested by both experiment and theory^{21–23}.

Both *h*-BN islands as well as isolated B and N impurities convert semimetallic graphene to a semiconductor^{15–17}. Interestingly, semimetallic behavior is also possible in the presence of B and/or N impurities, both in the form of isolated scatterers as well as *h*-BN islands²⁴. In fact, a small difference in atomic arrangement changes defected graphene from a semimetal to a semiconductor, a drastic difference in the electronic band structure of these systems.

A little has been done to understand the role of symmetry and the periodicity of defect modulation on semimetal-semiconductor transition of defected graphene^{10,15,24–29}. S. Casolo *et al.* demonstrated that substitutional defects arranged in D_{6h} symmetry preserve the semimetallic behavior of graphene²⁸. Y.-C. Zhou *et al.* reported a “3N rule”; the impurity atoms distributed in a way that there are 3N hexagons in between the impurity sites result in a vanishing or negligible bandgap^{25,26}. P. Rani *et al.* showed that the electronic bandgap is maximized

¹Department of Physics, Southern Illinois University, Carbondale, IL 62901 USA. ²Materials Technology Center, Southern Illinois University, Carbondale, IL 62901 USA. [†]Present address: Department of Physics, Thi-Qar University Iraq. Correspondence and requests for materials should be addressed to T.J. (email: thushari@siu.edu)

when dopants take positions of the same sublattice and is minimized (or even closed) otherwise²⁹. These studies show the possibility of breaking and restoring the symmetry of graphene lattice upon substitutional chemical doping. However, a fundamental understanding of the role of symmetry on electronic bands of defected graphene is not yet established.

In addition to the symmetry of relative defect sites, symmetry of individual defect sites also plays an important role on electronic bands of graphene. For instance, it has been shown that electronic bandgap of graphene antidot lattices depends on the shape and size of the holes⁹. In their recent study, M. Dvorak *et al.* demonstrated the sensitivity of electronic band structure of patterned graphene to the geometry of the defect modulation as well as the defect structure³⁰. No studies have been focused on understanding the role of the shape and size of *h*-BN islands on the electronic band structure of graphene, which is discussed in this article.

Calculation Details

We considered two types of B/N-based defects: atomically separated B and N (isolated scatterers) and hexagonal BN (*h*-BN) islands in zigzag-edged hexagonal supercells. The periodicity of supercells can in general be defined by two lattice vectors, $\vec{R}_1 = n_1\vec{a}_1 + m_1\vec{a}_2$ and $\vec{R}_2 = n_2\vec{a}_1 + m_2\vec{a}_2$. Here \vec{a}_1 and \vec{a}_2 are primitive lattice vectors of hexagonal lattice of graphene. Following the notation used by Dvorak *et al.*, a supercell is denoted by four integers (n_1, m_1, n_2, m_2) ^{24,27}. Zigzag-edged hexagonal supercells considered in this work are described by a single integer n , such that supercell geometry is described by the combination $(n, 0, 0, n)$. We denote the $(n, 0, 0, n)$ supercell by $n \times n$. Both Bravais lattice-type patterns, where supercell lattice points are replaced by single defect sites and non-Bravais lattice-type patterns, where supercell lattice points are replaced by more than one defect site, are considered in this work.

For completeness of this work, we report the results on electronic bands of Bravais lattice-type BN-based defect patterns in graphene, which are in agreement with those from previous studies^{25,26}. We then discuss more interesting consequences of the periodic modulation of non-Bravais lattice-type defect patterns, that lead to semimetal-semiconductor transition. More importantly our investigation reveals for the first time that the symmetry of defect islands and the periodicity of defect modulation play an important role on the semimetal-semiconductor transition in defected graphene.

All calculations were done using ab initio Density Functional Theory (DFT) as it is implemented in the *Quantum Espresso* package³¹. Zigzag-edged $n \times n$ hexagonal supercells for various values of n were considered. At least 10 Å vacuum space was used to separate the structure from its periodic image. Local density approximation (LDA) was used for the exchange and correlation functional with a 45 Ry energy cutoff for plane wave expansion. A $6 \times 6 \times 1$ Monkhorst-Pack grid was used to sample the Brillouin zone. All geometries were optimized to forces less than 0.025 eV/Å.

Results and Discussion

Bravais lattice-type defect patterns: periodicity of defect modulation. In this section, we discuss how the electronic properties of graphene depend on periodicity of dopant modulation by considering Bravais lattice-type defect patterns. We considered two defect types: isolated B scatterers and *h*-BN islands in $n \times n$ zigzag-edged hexagonal periodic supercells.

Isolated B scatterers. We considered isolated B scatterers in $n \times n$ zigzag-edged hexagonal periodic supercells (for $n = 3$, to 9) as depicted in Fig. 1a. Figure 1b shows the variation of electronic bandgap at the Dirac point as a function of defect periodicity. When the defect periodicity takes the form $3n \times 3n$ where n is an integer, the bandgap closes (or semimetallic behavior is observed), and the bandgap decreases when the dopant concentration is reduced otherwise^{25,26}. Four sample electronic band structures are shown in Fig. 1c–i to iv. The Dirac point falls into either Γ point if the defect periodicity is $3n \times 3n$ or into K (or K') point if the defect periodicity is $3n \pm 1 \times 3n \pm 1$ ²⁵. The bandgap opens in the latter due to intervalley scattering between two inequivalent Dirac points. When the supercell periodicity is $3n \times 3n$, two Dirac points merge into the Γ point destroying intervalley scattering. Thus no bandgap opening is observed. Therefore, semimetal-semiconductor transition is possible as the periodicity of defect modulation changes^{24–26}.

Hexagonal BN islands. B and N co-doping can break the A-B sublattice symmetry of host lattice of graphene; thus are attractive in graphene defects engineering³². We considered *h*-BN islands in zigzag-edged hexagonal supercell of graphene as shown in Fig. 2a. The electronic bandgap changes with the defect periodicity as shown in Fig. 2b, where the trend of variation is completely different from that for isolated B scatterers shown in Fig. 1b. In the previous case, with isolated B scatterers, sublattice symmetry of the host lattice of graphene is preserved. However, sublattice symmetry of host lattice of graphene is broken and no semimetal-semiconductor transition is observed in the presence of *h*-BN islands. Electronic bandgap is observed at the Γ point or K point depending on the supercell periodicity. The bandgap decreases with the decreasing defect concentration. However, this pattern is slightly deviated for $3n \times 3n$ defect periodicity as shown in Fig. 2.

Within these two observations, it is clear that both translational and sublattice symmetry breaking are important in tuning the bandgap of graphene. To explore more about the effect of symmetry on bandgap tuning, we considered defects with non-Bravais lattice-type patterns²⁴.

Non-Bravais lattice-type defect patterns: Phase cancellation of scattering amplitude. In non-Bravais lattice-type defect patterns, more than one defect site replace the lattice points described by two vectors \vec{R}_1 and \vec{R}_2 . When there are more than one defect site in a supercell, we need to consider the structure factor $(S(\mathbf{k}) = \sum_{j=1}^M \exp^{i\mathbf{k}\cdot\tau_j})$ of the system for describing the electronic structure of the system²⁴. Here \mathbf{k} is the wave

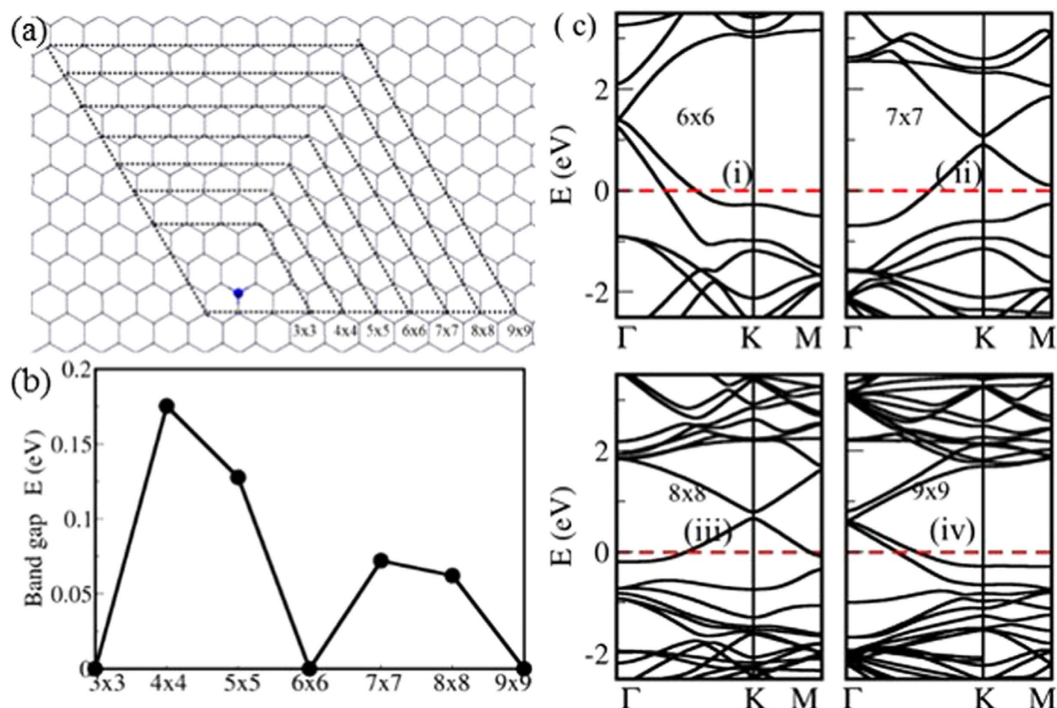


Figure 1. (a) Boron (in blue) isolated scatterers in $n \times n$ zigzag-edged hexagonal supercell configurations of graphene; supercells of various size are marked in dashed lines, (b) electronic bandgap as a function of the defect periodicity and (c) i–iv electronic band structures of selected boronated supercell configurations shown in (a). The Fermi level is marked with a red-dashed line. Dirac point falls into Γ or $K(K')$ point depending on the supercell periodicity.

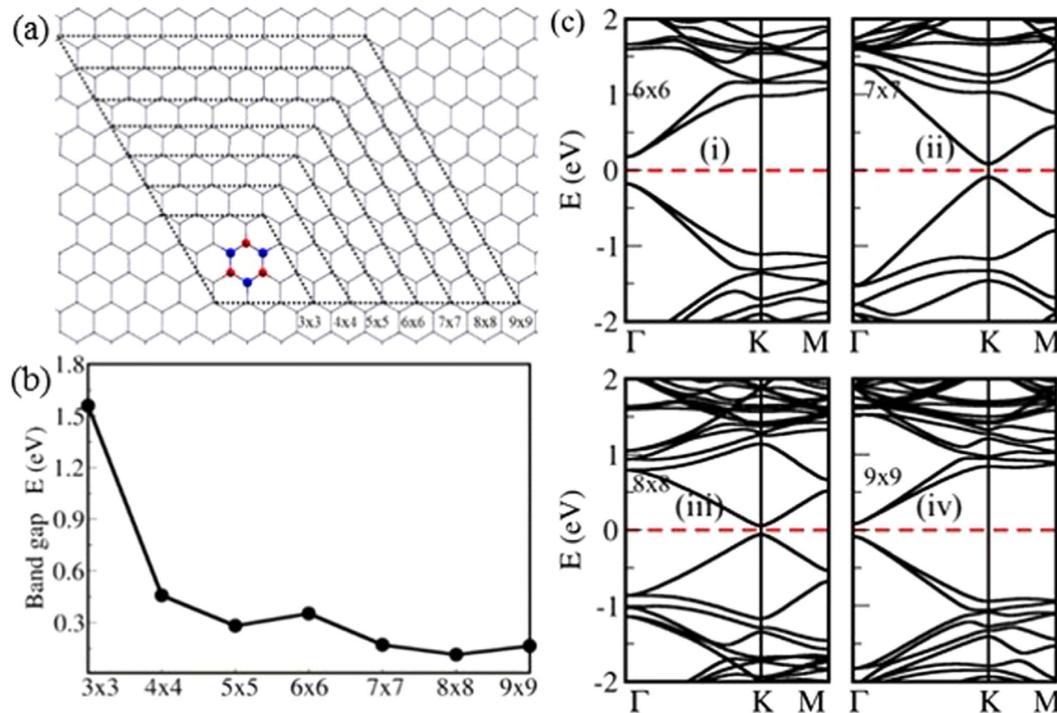


Figure 2. (a) h -BN islands in $n \times n$ zigzag-edged hexagonal supercell configurations of graphene – B and N atoms are shown in blue and red respectively. Supercells of various size are marked in dashed lines, (b) electronic bandgap as a function of the defect periodicity and (c) i–iv electronic band structures of selected configurations shown in (a). Dirac point falls into Γ or $K(K')$ point depending on the supercell periodicity.

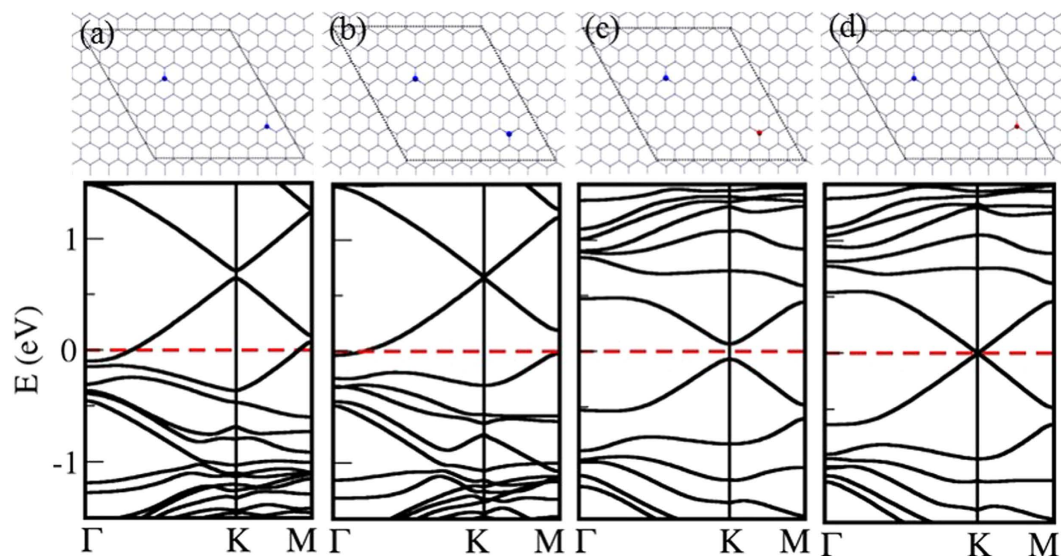


Figure 3. Four atomic configurations of two isolated B/N scatterers in 8×8 zigzag-edged hexagonal supercell of graphene with their corresponding electronic band structures: (a) two B atoms in the same sublattice, (b) two B atoms in opposite sublattices (c) B and N atoms in the same sublattice (d) B and N atoms in opposite sublattices. Dirac point falls into K (or K') point.

vector and τ_j is the position of the j^{th} defect site. A phase cancellation can occur for particular defect patterns, which destroys the scattering between two sublattices at the Dirac point. For a given chemical composition, a small change in the defect pattern can change graphene from semimetallic to semiconducting behavior. In order to understand the effect of sublattice symmetry breaking and the effect of symmetry of defect sites on the semimetal-semiconductor transition, we investigated electronic structures of several non-Bravais lattice-type defect patterns in graphene.

Isolated B/N scatterers. We considered four cases, where there are two isolated B and/or N scatterers in 8×8 zigzag-edged hexagonal supercell, as shown in Fig. 3. Two C host atoms are substituted by two isolated B scatterers, which take the positions of the same sublattice in case I (Fig. 3a), and positions of the opposite sublattices in case II (Fig. 3b). In the case I, an electronic bandgap of 0.10 eV is observed at the Dirac point, and the bandgap is closed in the case II. Boron is electron deficient compared to carbon, which results in a shift in the Fermi level in both these cases. When A and B positions of the host lattice of graphene are replaced by B and N atoms respectively, 0.15 eV electronic bandgap is observed (Fig. 3c), which is closed when B and N defect atoms take the positions in the same sublattice (Fig. 3d).

When there is only a single B scatterer in the 8×8 zigzag-edged hexagonal supercell of graphene (Bravais lattice-type defect pattern), 0.06 eV electronic bandgap is observed (Fig. 1). Bandgap is enhanced by an additional B scatterer in the same sublattice ($E_g = 0.10$ eV – Fig. 3a) or an additional N scatterer in the opposite sublattice ($E_g = 0.15$ eV – Fig. 3c), and bandgap is closed by an additional B scatterer in the opposite sublattice (Fig. 3b) or an additional N scatterer in the same sublattice (Fig. 3d). In conclusion, a periodic pattern of single B atoms induces a scattering between two sublattices at the Dirac point opening an electronic bandgap. Sublattice symmetry broken by a single B atom can be restored by an additional B atom in the opposite sublattice or an additional N atom in the same sublattice.

Isolated B/N scatterers in the presence of hexagonal-BN islands. It is clear that breaking and restoring sublattice symmetry by selective chemical doping has a drastic effect on the electronic bandgap of defected graphene. To further clarify this point, we considered electron structure of graphene with isolated B/N scatterers in the presence of h -BN islands. Figure 4(a–d) show four sample configurations; all of them have one h -BN island in the 8×8 zigzag-edged hexagonal supercell. B and N atoms of the h -BN island take the positions of sublattice A and sublattice B respectively. In addition to the h -BN island, Fig. 4a configuration has an extra isolated B scatterer in the sublattice A whereas Fig. 4b configuration has an extra isolated B scatterer in the sublattice B. Even though the configurations shown in Fig. 4a,b have the same chemical composition, their electronic band structures are drastically different. An $E_g \sim 0.12$ eV is observed for graphene 8×8 zigzag-edged supercell with a single h -BN island (Fig. 2), which is increased with an additional B scatterer in the same sublattice ($E_g = 0.20$ eV – Fig. 4a), whereas an additional isolated scatterer in the opposite sublattice decreases the bandgap ($E_g = 0.06$ eV – Fig. 4b). This result is consistent in all of the four cases shown in Fig. 4. We further explored the idea of restoring the broken symmetry resulted by h -BN islands in graphene as follows.

More than one h -BN islands – Restoring the Broken Symmetry. As it was shown in the previous two sections, when graphene is patterned with defects, an electronic bandgap opens. This bandgap closes when there is a

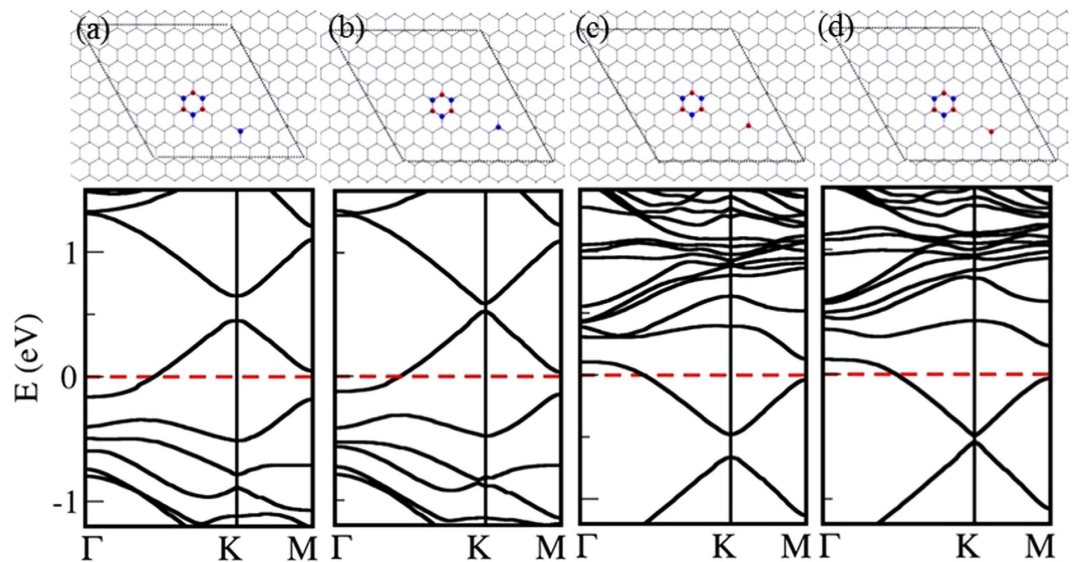


Figure 4. Four atomic configurations of single *h*-BN island (B and N atoms in sublattices A and B) with an isolated (a) B scatterer in the sublattice A, (b) B scatterer in the sublattice B, (c) N scatterer in sublattice A, and (d) N scatterer in sublattice B with their corresponding electronic band structures. Dirac point falls into *K* (or *K'*) point.

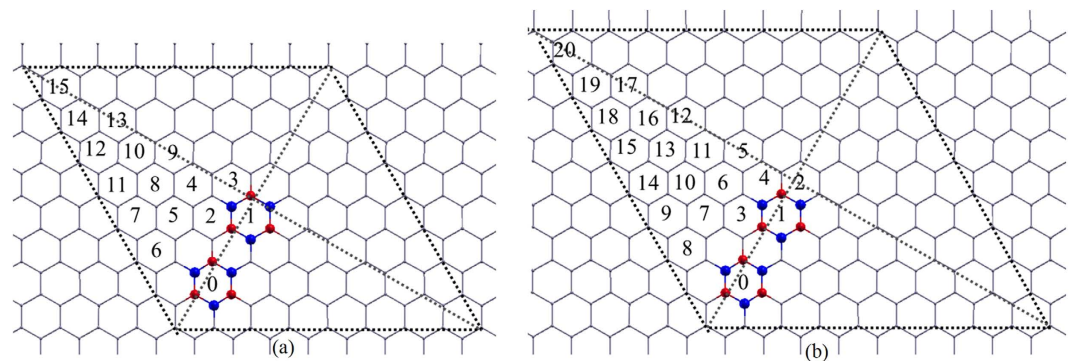


Figure 5. Atomic configurations for two *h*-BN islands in (a) 8×8 and (b) 9×9 zigzag-edged hexagonal supercells of graphene. One *h*-BN island takes the position marked as “0” and the second *h*-BN island takes the position marked by different numbers.

similar defect pattern in the opposite sublattice. Will the bandgap be closed when there are two *h*-BN islands in a supercell, and the second defect island completely restores symmetry broken by the first? To answer this question, we calculated electronic band structures of a series of configurations with two *h*-BN islands in 8×8 (Fig. 5a) and 9×9 (Fig. 5b) zigzag-edged hexagonal supercells. One *h*-BN island takes the position marked as “0” and the second *h*-BN island takes the position marked by different numbers as shown in Fig. 5. For each chemical configuration, two atomic arrangements, *inverted* and *non-inverted*, were considered. B and N atoms of the first *h*-BN island take sublattice positions A and B respectively. In *non-inverted* systems, B and N atoms of the second *h*-BN island take the same sublattice positions as the first one, while in *inverted* systems, B and N atoms of the second *h*-BN island takes positions of the opposite sublattice as shown in Fig. 5. Our calculations show that all *non-inverted* systems with 8×8 configuration has a bandgap of ~ 0.23 eV, while the bandgap is closed at the Dirac point for all *inverted* systems. This suggests that the symmetry broken by the first *h*-BN island is completely restored by the second. Four sample configurations with their electronic band structures are shown in Fig. 6. It should be noted that, the Dirac point is shifted from the *K* point and falls on the $\Gamma \rightarrow K$ path for the configuration shown in Fig. 6c. The Dirac point is also shifted from the *K'* point. The positions of the Dirac point are marked with red dots in the onset of Fig. 6c. The movement of Dirac point in the Brillouin zone due to the anisotropy of defects is explained by M. Dvorak *et al.*, in their recent paper³⁰.

The same investigation was carried out for systems with two *h*-BN islands in 9×9 zigzag-edged hexagonal supercell, and some sample atomic configurations with their respective electronic band structures are shown in Fig. 7. The symmetry restoring does not support to close the bandgap as it does in the case of 8×8 supercells. This result can be explained within the context of structure factor as it was explained by Dvorak *et al.* Phase

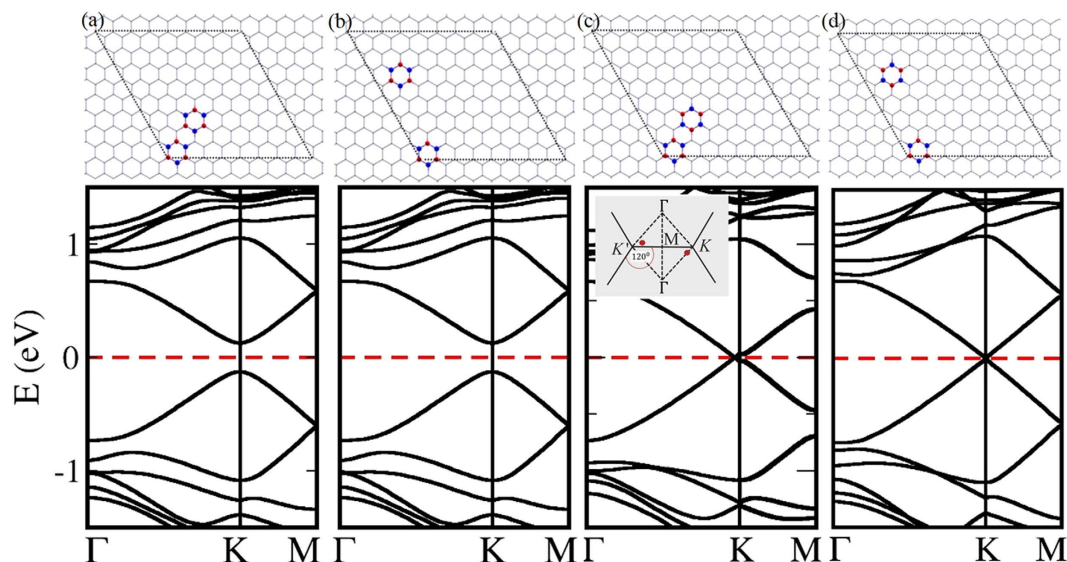


Figure 6. Four atomic configurations (with their electronic band structures) of two *h*-BN islands in 8×8 graphene supercell: B and N atoms in both islands take the same sublattice positions in (a) and (b) configurations, whereas B and N atoms of the second *h*-BN island take opposite sublattice positions compared to the first *h*-BN island in configurations (c) and (d). Dirac point falls into K (or K') point, except for the case shown in (c). For the configuration shown in (c), Dirac point is shifted from the K point and falls on the $\Gamma \rightarrow K$ path. The Dirac point is also shifted from the K' point. The positions of the Dirac point are marked in red dots on the inset of the panel (c).

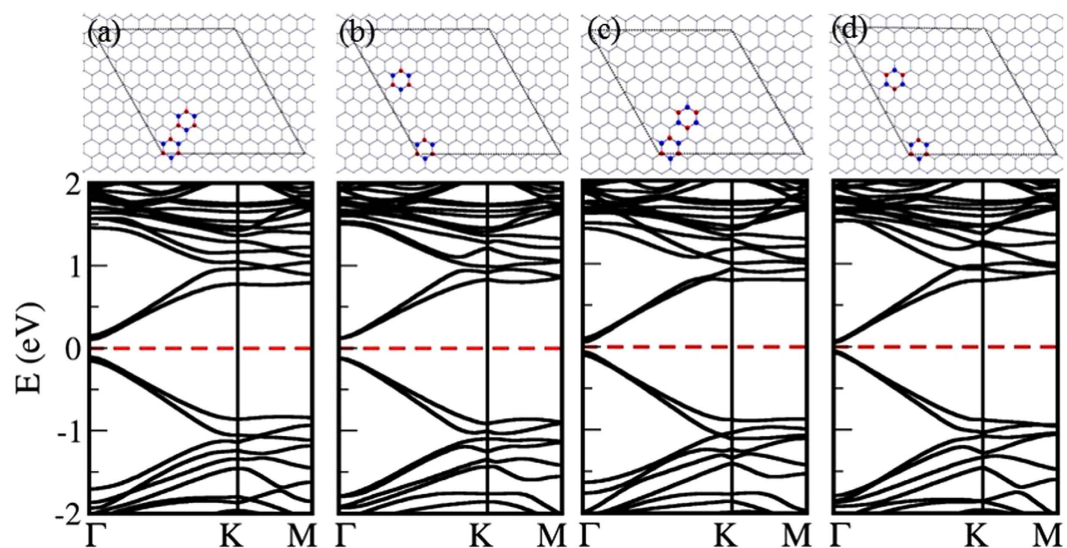


Figure 7. Four atomic configurations with two *h*-BN islands similar to those shown in Fig. 6, but in 9×9 graphene supercell. Dirac point falls into the Γ point.

cancellation in the structure factor, $S(\mathbf{k}) = \sum_{j=1}^M \exp^{ik \cdot \tau_j}$, at the Dirac point can close the electronic bandgap even if the defect periodicity suggests a bandgap opening due to sublattice symmetry breaking. In the case of 8×8 periodicity, the Dirac point falls in the K point in the reciprocal space, thus there is a possibility of having a zero structure factor by a complete phase cancellation. However, when the Dirac point falls into the center of the Brillouin zone (where $k = 0$), it is not possible for the structure factor to be zero, irrespective of the atomic arrangement. Therefore, no semimetal-semiconductor transition is observed for *inverted* and *non-inverted* systems in the 9×9 systems. This suggests that a semimetal-semiconductor transition in graphene with non-Bravais lattice-type defect patterns is limited by the supercell periodicity of the system.

The symmetry broken by one defect site can be restored by another defect site, which results in a semimetallic defected graphene. Is it true for defects with any symmetry? Two types of defect islands in 8×8 periodic supercells were considered as shown in Fig. 8. The configuration shown in Fig. 8a with two *h*-BN islands both of which

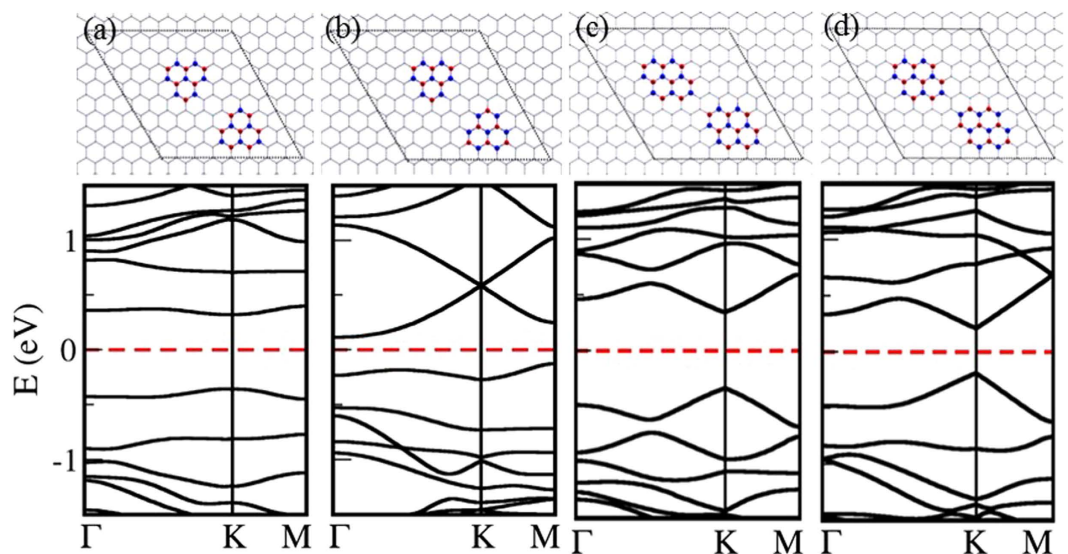


Figure 8. Upper panel shows atomic configurations (with their electronic band structures) of 8×8 zigzag-edged hexagonal supercells of graphene with two h -BN islands with different point group symmetries and different sublattice symmetries with their electronic band structures shown in the lower panel. Dirac point falls into K (or K') point.

have C_3 symmetry shows an electronic bandgap 0.66 eV . B and N atoms take positions of same sublattice in these two h -BN islands. Semimetallic behaviour is observed for the configuration shown in Fig. 8b, where B and N atoms take the positions of opposite sublattices. The symmetry broken by one h -BN island is restored by the second h -BN island. In contrast, the configuration in Fig. 8c with two h -BN islands where similar defect atoms take the same sublattice positions shows a 0.68 eV bandgap, whereas the bandgap does not close when similar defect atoms take positions of opposite sublattices (Fig. 8d).

A complete phase cancellation in scattering amplitude, and thus a semimetallic behavior is possible when there are more than one h -BN island. However, a complete phase cancellation of the scattering amplitude is limited by the symmetry of individual defect site.

Summary. Fundamental understanding of semimetal-semiconductor transition is an outstanding problem in graphene defects engineering. Based on the results from *ab initio* DFT calculations, we discussed the effect of translational and sublattice symmetry breaking on semimetal-semiconductor transition in defected graphene. Electronic structure of graphene with Bravais lattice-type defect patterns has been studied in the past. In non-Bravais lattice-type defect patterns, phase cancellation in the scattering amplitude leads to a semimetal-semiconductor transition²⁴. That is, sublattice symmetry broken by one defect island can be restored by a second defect island, resulting in semimetallic defected graphene. By considering the non-Bravais lattice-type defect patterns in 8×8 and 9×9 zigzag-edged hexagonal periodic supercells, we found that the complete phase cancellation in the scattering amplitude is limited by the periodicity of defect modulation. Our result also shows that, a complete phase cancellation is also controlled by the symmetry of individual defect site; individual defect site with C_3 symmetry supports the phase cancellation resulting in semimetallic graphene. The present results improve the fundamental understanding of semimetal-semiconductor transition of defected graphene, thus pave the path for its applications in tunable electronics.

References

1. Castro Neto, A. H., Guinea, F., Peres, N. M. R., Novoselov, K. S. & Geim, A. K. The electronic properties of graphene. *Rev. Mod. Phys.* **81**, 109–162 (2009).
2. Novoselov, K. S. *et al.* Electric field effect in atomically thin carbon films. *Science* **306**, 666–669 (2004).
3. Zhang, Y., Tan, Y.-W., Stormer, H. L. & Kim, P. Experimental observation of the quantum hall effect and berry's phase in graphene. *Nature* **438**, 201–204 (2005).
4. Berger, C. *et al.* Ultrathin epitaxial graphite: 2d electron gas properties and a route toward graphene-based nanoelectronics. *J. Phys. Chem. B* **108**, 19912–19916 (2004).
5. Bai, J., Zhong, X., Jiang, S., Huang, Y. & Duan, X. Graphene nanomesh. *Nat. Nanotech.* **5**, 190–194 (2010).
6. Mayorov, A. S. *et al.* Micrometer-scale ballistic transport in encapsulated graphene at room temperature. *Nano Lett.* **11**, 2396–2399 (2011).
7. Giovannetti, G., Khomyakov, P. A., Brocks, G., Kelly, P. J. & van den Brink, J. Substrate-induced band gap in graphene on hexagonal boron nitride: *Ab initio* density functional calculations. *Phys. Rev. B* **76**, 073103 (2007).
8. Zhou, S. Y. *et al.* Substrate-induced bandgap opening in epitaxial graphene. *Nat. Mater.* **6**, 770–775 (2007).
9. Ouyang, F. *et al.* Bandgap opening/closing of graphene antidot lattices with zigzag-edged hexagonal holes. *Phys. Chem. Chem. Phys.* **16**, 20524–20531 (2014).
10. Liu, X., Zhang, Z. & Guo, W. Universal rule on chirality-dependent bandgaps in graphene antidot lattices. *Small* **9**, 1405–1410 (2013).
11. Balog, R. *et al.* Bandgap opening in graphene induced by patterned hydrogen adsorption. *Nat. Mater.* **9**, 315–319 (2010).

12. Lherbier, A., Blase, X., Niquet, Y.-M., Triozon, F. M. C. & Roche, S. Charge transport in chemically doped 2d graphene. *Phys. Rev. Lett.* **101**, 036808 (2008).
13. Zhao, L. *et al.* Visualizing individual nitrogen dopants in monolayer graphene. *Science* **333**, 999–1003 (2011).
14. Liu, H., Liu, Y. & Zhu, D. Chemical doping of graphene. *J. Mater. Chem.* **21**, 3335–3345 (2011).
15. Nascimento, R., Martins, J. d. R., Batista, R. J. C. & Chacham, H. Band gaps of BN-doped graphene: Fluctuations, trends, and bounds. *J. Phys. Chem. C* **119**, 5055–5061 (2015).
16. Muchharla, B. *et al.* Tunable electronics in large-area atomic layers of boron-nitrogen-carbon. *Nano Lett.* **13**, 3476–3481 (2013).
17. Ci, L. *et al.* Atomic layers of hybridized boron nitride and graphene domains. *Nat. Mater.* **9**, 430–435 (2010).
18. Panchakarla, L. S. *et al.* Synthesis, structure, and properties of boron- and nitrogen-doped graphene. *Adv. Mater.* **21**, 4726 (2009).
19. Wang, X.-Y. *et al.* Synthesis, structure and properties of C₃-symmetric heterosuperbenzene with three bn units. *Chem. Commun.* **51**, 4368–4371 (2015).
20. Pontes, R. B., Fazzio, A. & Dalpian, G. M. Barrier-free substitutional doping of graphene sheets with boron atoms: *Ab initio* calculations. *Phys. Rev. B* **79**, 033412 (2009).
21. Gao, H., Wang, L., Zhao, J., Ding, F. & Lu, J. Band gap tuning of hydrogenated graphene: H coverage and configuration dependence.
22. da Rocha Martins, J. & Chacham, H. Disorder and segregation in B-C-N graphene-type layers and nanotubes: Tuning the band gap. *ACS Nano* **5**, 385–393 (2011).
23. Rani, P. & Jindal, V. Stability and electronic properties of isomers of B/N co-doped graphene. *Applied Nanoscience* **4**, 989–996 (2014).
24. Dvorak, M. & Wu, Z. Geometrically induced transitions between semimetal and semiconductor in graphene. *Phys. Rev. B* **90**, 115415 (2014).
25. Zhou, Y.-C., Zhang, H.-L. & Deng, W.-Q. A 3 N rule for the electronic properties of doped graphene. *Nanotechnology* **24**, 225705 (2013).
26. Fan, X., Shen, Z., Liu, A. Q. & Kuo, J.-L. Band gap opening of graphene by doping small boron nitride domains. *Nanoscale* **4**, 2157–2165 (2012).
27. Dvorak, M., Oswald, W. & Wu, Z. Bandgap opening by patterning graphene. *Sci. Rep.* **3**, 2289 doi:10.1038/srep02289 (2013).
28. Casolo, S., Martinazzo, R. & Tantardini, G. F. Band engineering in graphene with superlattices of substitutional defects. *J. Phys. Chem. C* **115**, 3250–3256 (2011).
29. Rani, P. & Jindal, V. K. Designing band gap of graphene by B and N dopant atoms. *RSC Adv.* **3**, 802–812 (2013).
30. Dvorak, M. & Wu, Z. Dirac point movement and topological phase transition in patterned graphene. *Nanoscale* **7**, 3645–3650 (2015).
31. Giannozzi, P. *et al.* Quantum espresso: a modular and open-source software project for quantum simulations of materials. *J. Phys. Condens. Matter* **21**, 395502 (2009).
32. Deng, X., Wu, Y., Dai, J., Kang, D. & Zhang, D. Electronic structure tuning and band gap opening of graphene by hole/electron codoping. *Phys. Lett. A* **375**, 3890–3894 (2011).

Acknowledgements

This work used the Extreme Science and Engineering Discovery Environment (XSEDE), which is supported by National Science Foundation grant number ACI-1053575. Computer facilities and financial support from Southern Illinois University Carbondale are acknowledged. E.P. was supported by NSF DMR-1157058 REU. M.A. acknowledges the support through Higher Committee for Education Development in Iraq (HCED). T.J. acknowledges the Ralph E. Powe award through Oak Ridge Associated Universities.

Author Contributions

T.J. designed the project. H.I.S., E.P. and M.A. performed the simulations. H.I.S. and T.J. analyzed the results and finalized the paper.

Additional Information

Competing financial interests: The authors declare no competing financial interests.

How to cite this article: Sirikumara, H. I. *et al.* Symmetry induced semimetal-semiconductor transition in doped graphene. *Sci. Rep.* **6**, 19115; doi: 10.1038/srep19115 (2016).



This work is licensed under a Creative Commons Attribution 4.0 International License. The images or other third party material in this article are included in the article's Creative Commons license, unless indicated otherwise in the credit line; if the material is not included under the Creative Commons license, users will need to obtain permission from the license holder to reproduce the material. To view a copy of this license, visit <http://creativecommons.org/licenses/by/4.0/>