



# Impact of *Bacillus* in fermented soybean foods on human health

Trishala Gopikrishna, Harini Keerthana Suresh Kumar, Kumar Perumal and Elavarashi Elangovan\*

## Abstract

**Purpose:** Fermented soybean foods (FSF) is popularly consumed in the South-East Asian countries. *Bacillus* species, a predominant microorganism present in these foods, have demonstrated beneficial and deleterious impacts on human health. These microorganisms produce bioactive compounds during fermentation that have beneficial impacts in improving human health. However, the health risks associated with FSF, food pathogens, biogenic amines (BAs) production, and late-onset anaphylaxis, remain a concern. The purpose of this review is to present an in-depth analysis of positive and negative impacts as a result of consumption of FSF along with the measures to alleviate health risks for human consumption.

**Methods:** This review was composed by scrutinizing contemporary literature of peer-reviewed publications related to *Bacillus* and FSF. Based on the results from academic journals, this review paper was categorized into FSF, role of *Bacillus* species in these foods, process of fermentation, beneficial, and adverse influence of these foods along with methods to improve food safety. Special emphasis was given to the potential benefits of bioactive compounds released during fermentation of soybean by *Bacillus* species.

**Results:** The nutritional and functional properties of FSF are well-appreciated, due to the release of peptides and mucilage, which have shown health benefits: in managing cardiac disease, gastric disease, cancer, allergies, hepatic disease, obesity, immune disorders, and especially microbial infections due to the presence of probiotic property, which is a potential alternative to antibiotics. Efficient interventions were established to mitigate pitfalls like the techniques to reduce BAs and food pathogens and by using a defined starter culture to improve the safety and quality of these foods.

**Conclusion:** Despite some of the detrimental effects produced by these foods, potential health benefits have been observed. Therefore, soybean foods fermented by *Bacillus* can be a promising food by integrating effective measures for maintaining safety and quality for human consumption. Further, in vivo analysis on the activity and dietary interventions of bioactive compounds among animal models and human volunteers are yet to be achieved which is essential to commercialize them for safe consumption by humans, especially immunocompromised patients.

**Keywords:** Fermented soybean foods (FSF), *Bacillus* spp., Bioactive compounds, Health risks, Food safety

\* Correspondence: [elavarashi@sriramachandra.edu.in](mailto:elavarashi@sriramachandra.edu.in)

Department of Biotechnology, Sri Ramachandra Faculty of Biomedical Sciences & Technology, Sri Ramachandra Institute of Higher Education and Research (SRIHER), Deemed to be University, Chennai, India



© The Author(s). 2021 **Open Access** This article is licensed under a Creative Commons Attribution 4.0 International License, which permits use, sharing, adaptation, distribution and reproduction in any medium or format, as long as you give appropriate credit to the original author(s) and the source, provide a link to the Creative Commons licence, and indicate if changes were made. The images or other third party material in this article are included in the article's Creative Commons licence, unless indicated otherwise in a credit line to the material. If material is not included in the article's Creative Commons licence and your intended use is not permitted by statutory regulation or exceeds the permitted use, you will need to obtain permission directly from the copyright holder. To view a copy of this licence, visit <http://creativecommons.org/licenses/by/4.0/>.

## Introduction

Fermented foods are defined as the food produced through the activity of microorganisms and the enzymatic conversion of food components with better shelf-life, safety, nutritional, and therapeutic properties. These foods comprise of bioactive molecules, vitamins, and other necessary contents with enhanced availability due to the process of fermentation (Rezac et al. 2018). Fermented foods are prepared by the action of microorganisms (natural or starter culture), under the appropriate environmental conditions like temperature, pH, and moisture content. The live microorganisms present in the fermented foods help improving gut microbiota, which in turn improves the gastrointestinal health and aids to overcome health problems like diabetes and cardiovascular diseases (Melini et al. 2019).

There are several varieties of fermented foods using different substrates like milk, cereals, vegetables, legumes, root crop, meat, and fish that are prepared in their own way. A brief description of the diverse variety of fermented soybean products made from soybean is discussed in this review article. The preparation of fermented soybean foods (FSF) utilizes substrates like soybean, black gram, and locust beans. The major FSF are soy paste, soy sauce, tempeh, natto, sufu, soy nuggets, and soy yogurt, which are traditionally as well as industrially prepared in Asian countries like Korea and Japan. The *Bacillus* spp. present in the FSF includes *B. amyloliquefaciens*, *B. cereus*, *B. circulans*, *B. licheniformis*, *B. sphaericus*, *B. subtilis*, and *B. thuringiensis*. However, *B. subtilis* is the dominant functional bacterium in the FSF. Lactic acid bacteria (LAB), filamentous fungi, yeasts, *Aspergillus*, *Torulopsis*, *Zygosaccharomyces*, and *Rhizopus* are some of the other microorganisms, which are identified in the FSF (Frias et al. 2017).

The current review aims to summarize the beneficial and harmful impacts of *Bacillus* spp., in the fermented soybean food (FSF). Several studies have proved that the FSF, which are rich in protein, have numerous applications. However, there is no systematic review focusing on the positive impacts of these microorganisms in the FSF opposed to its baneful impacts. This review article aids the researchers, who are in need of the information regarding the importance of *Bacillus* species on health, which are present in FSF. This article also highlights the side effects on consumption of these FSF and also pinpoints the possible ways to produce safe foods. Hence, the in-depth analysis of the various research findings on fermented soy products may help researchers understand its beneficial and harmful impacts on human health.

### ***Bacillus* in fermented soybean foods**

#### ***Ingredients involved in preparing FSF***

Fermentation of soybean requires soaking and boiling of the soybean, followed by splitting the cotyledons to

speed up the process of fermentation by the *Bacillus* spp. In order to maintain an alkaline condition during fermentation, about 1% of firewood ash can be added, and to maintain an ambient temperature (20–35 °C), the soybean grit is wrapped in the leaves of banana, bamboo, or ginger. *Calliparva aroria* or *Phrynium* spp. is used for processing foods like natto, aakhone, be kang, axone, and peruyyan. Bamboo baskets or jute bags lined with either banana leaves or fern leaves are used for storing and processing foods like tungrymbai, hawaijar, and axone (Singh et al. 2014a, 2014b). After 1–2 days, fermentation is indicated by the presence of white viscous layer and slight ammonia odor. This process of fermentation helps in elevating the shelf life to 2–3 days, and the same can be preserved even for a month by drying it in the sun for about 2–3 days (Tamang 2015). The fermentation process for yellow soybean and black soybean to produce kinema or sieng, natto, tempeh, and douchi respectively is depicted (Fig. 1).

The fermentation process involved in making gochujang, doenjang, and furu from cooked and defatted soybean is illustrated (Fig. 2).

The process involved in fermenting soybean to produce miso, cheonggukjang, tungrymbai, and peruyyan is portrayed (Fig. 3).

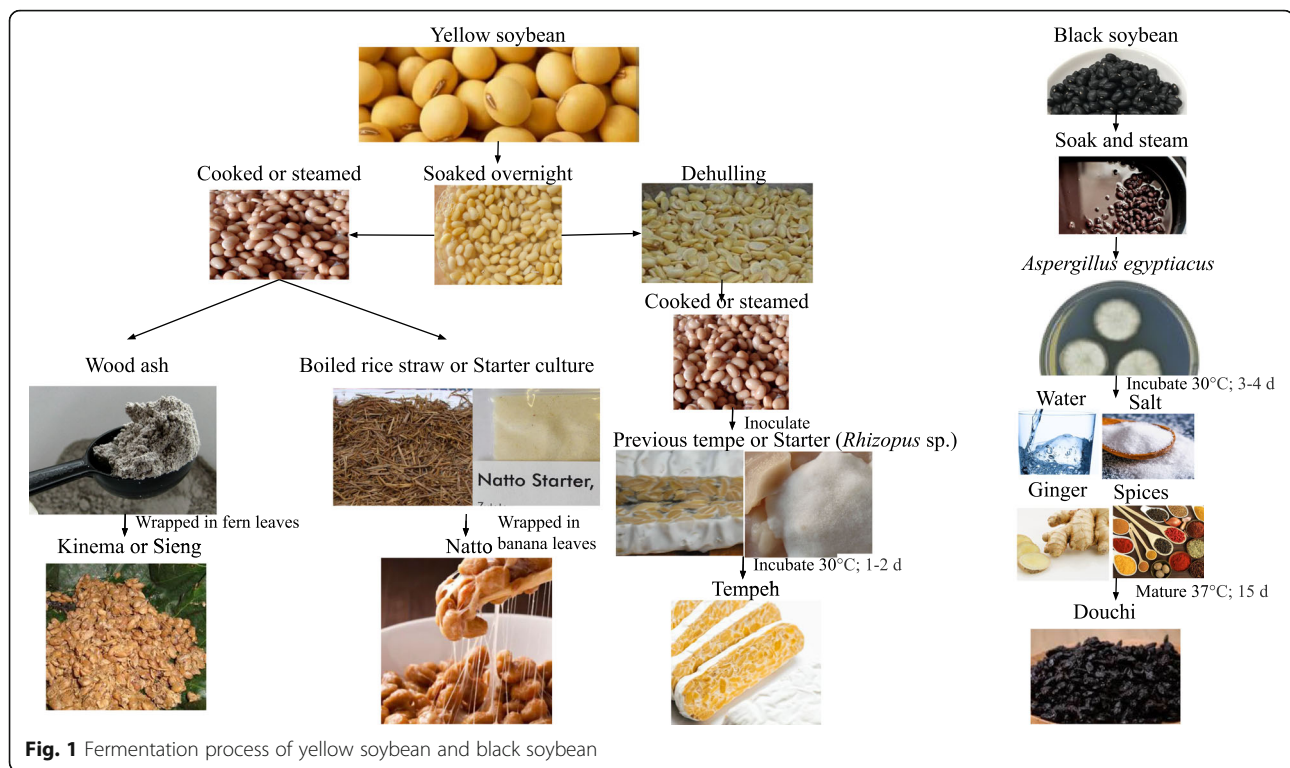
The fermentation of soybean to produce aakhone, hawaijar, be kang from the boiled soybean and axone, and tofu from dehulled soybean is represented (Fig. 4).

#### ***Dominant microorganisms present in FSF***

LAB and *Bacillus* species are widely present in many fermented foods and beverages. *Bacillus* spp. (*Bacillus circulans*, *B. licheniformis*, *B. sphaericus*, *B. subtilis*, and *B. thuringiensis*) are the dominant bacteria in the FSF, which help in the process of fermentation. There are other microorganisms present in FSF like *Aspergillus* sp., *Rhizopus*, *Mucor hiemalis* or *Actinomyces elegans*, LAB like *Lactobacillus bulgaricus*, *Streptococcus thermophilus*, *Leuconostoc*, and *Pediococcus*. The FSF products are commonly consumed by the Southeast Asian countries (Dimidi et al. 2019). The geographical distribution of the common FSF of the Southeast Asian countries is depicted in Table 1. Some of the uncommon FSF from which *Bacillus* spp. are isolated include bhalla, bikalga, ce-lew, kanjang, meitauza, pepok, sieng, tamari shoyu, and thua nao (Tamang et al. 2015).

#### ***Bacillus* species and its enzymes**

The proteins present in the soybean are heat stable, and they can be fermented without degradation of their chemical composition. The soybean fermented using *Bacillus* spp. occurs in an alkaline condition. (Sanjukta and Rai 2016; Seo and Lee 2004). The *Bacillus* spp. present in the fermented foods hydrolyze the substrate and



**Fig. 1** Fermentation process of yellow soybean and black soybean

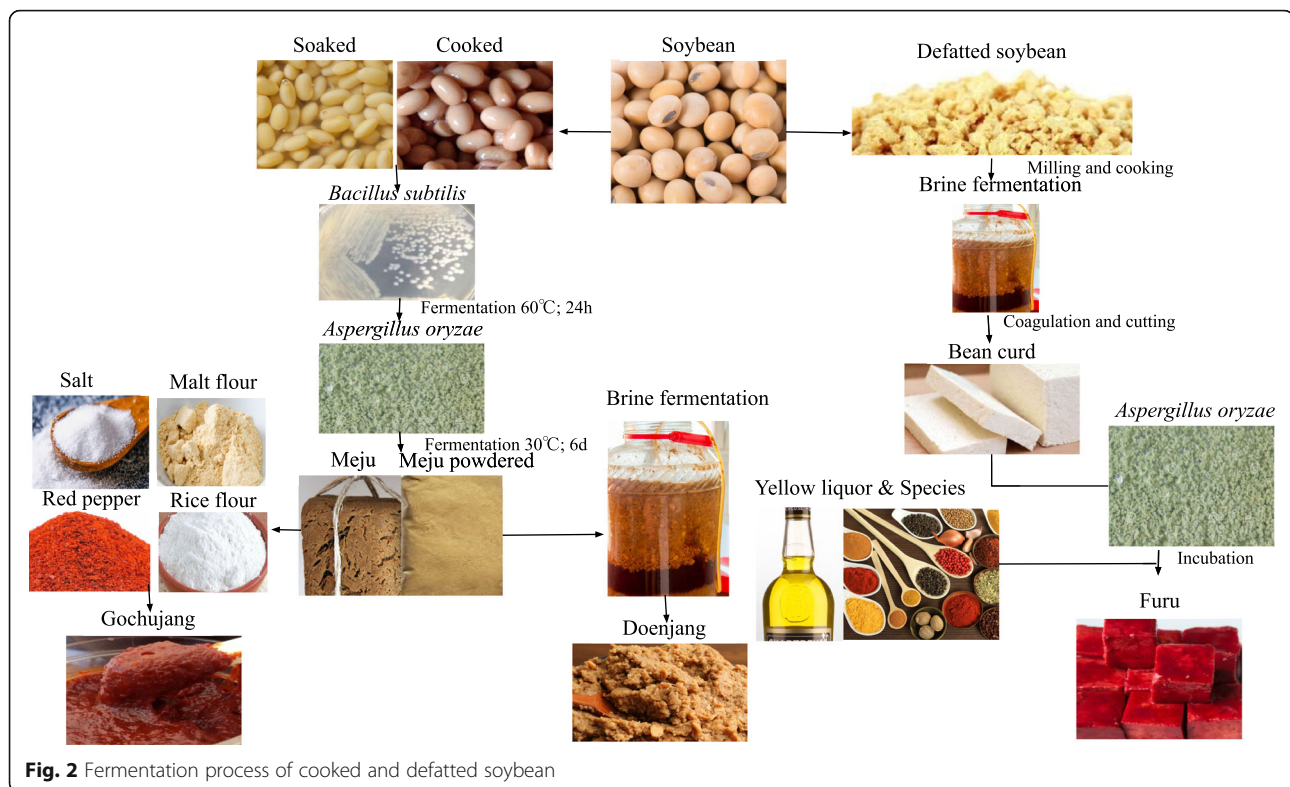
produce enzymes such as nattokinase, phytase, amylase, protease, cellulase, and lipase. However, the fermentation conditions need to be consistent and optimal for the growth of *Bacillus* species to produce such enzymes (Nguyen and Nguyen 2020). These enzymes help to break down the complex compounds to simple biomolecules. For example, the starch present in the soybean is converted into sugar by the enzyme amylase. Likewise, protease is used in the conversion of proteins to amino acids (Rai et al. 2017). *Bacillus subtilis* which is widely existing in the natural environments produces protease and esterase that degrade proteins and fats in the soybean. *Bacillus* spp., like *Bacillus subtilis* producing proteolytic enzymes, hydrolyze soybean proteins (glycinin and  $\beta$ -conglycinin), which leads to the production of specific bioactive peptides (Sanjukta and Rai 2016). These peptides are inactive within the parent protein, and they are released only upon enzymatic hydrolysis during fermentation and gastrointestinal digestion (Tamang et al. 2016). According to a study, *Bacillus siamensis* present in the FSF improves the nutritional properties by reducing  $\beta$ -sheet structure by 43.2% and destroying the original structure of soybean protein which effectively promotes protein digestibility (Zheng et al. 2017).

#### Fermentation using starter cultures

Biomolecules aid in biological activities like fermentation. The enzymes catalyze several chemical and

enzymatic reactions that lead to the production of a characteristic sticky material called mucilage, which is a mixture of poly gamma glutamic acid (PGA) and fructan produced by *Bacillus subtilis* var. natto. The mucilage produced from this type of fermentation has shown to have therapeutic potential against various chronic diseases. Hence, the fermented soybean can be utilized as a functional food material with potential applications in food, cosmetics, and medicines and also in the formation of characteristic aroma, flavor, and various compositional changes (Chettri and Tamang 2014). Since *Bacillus* spp., present in the fermented soybean, has potential benefits, these microorganisms are used as a starter culture for effective fermentation.

*B. subtilis* subsp. *subtilis* BEST195 is the starter strain used for the production of FSF (natto). *B. subtilis* strains are spore-forming bacteria. These are commonly found in dried rice straw which could be used to initiate natto fermentation (Kamada et al. 2015). *Bacillus siamensis* (D2-2) and *Bacillus subtilis* (D12-5) have been reported to serve as starter cultures for fermenting low-salt (6.5–7.5% NaCl) doenjang, which showed both proteolytic and anti-pathogenic activities (Jeon et al. 2016). Studies on the industrially prepared flavor-rich doenjang are reported to have similarities to the traditional doenjang which have been found to mimic the fermentation of autochthonous mixed starters like *A. oryzae* MJS14, *B. subtilis* D119C, and *Tetragenococcus halophilus* 7BDE22. The pilot scale manufactured doenjang showed



highest consumer acceptability, a rich flavor, and assured safety, and it was produced within 5 weeks (Lee et al. 2018a, 2018b). The FSF such as natto, miso, tauco, gochujang, douchi, cheonggukjang, doenjang, tofu, tempeh, meju, and bean curd are commercially available in retail markets across the East and South-east Asian countries like Japan, China, Indonesia, and Korea. Some soybean foods like tofu are also available in countries like the USA and India (Chen et al. 2012; Vann et al. 2020). These commercially available fermented foods are fermented by using starter cultures such as *Bacillus subtilis* for preparing kinema, tungrymbai, be kang, and natto (Tamang 2015). *Aspergillus oryzae* are used for producing furu (Lin et al. 2016) gochujang, doenjang (Shin and Jeong 2015), and miso (Nout 2015). *Rhizopus* species and *Aspergillus egyptiacus* can be used to produce tempeh and douche respectively (Nout 2015).

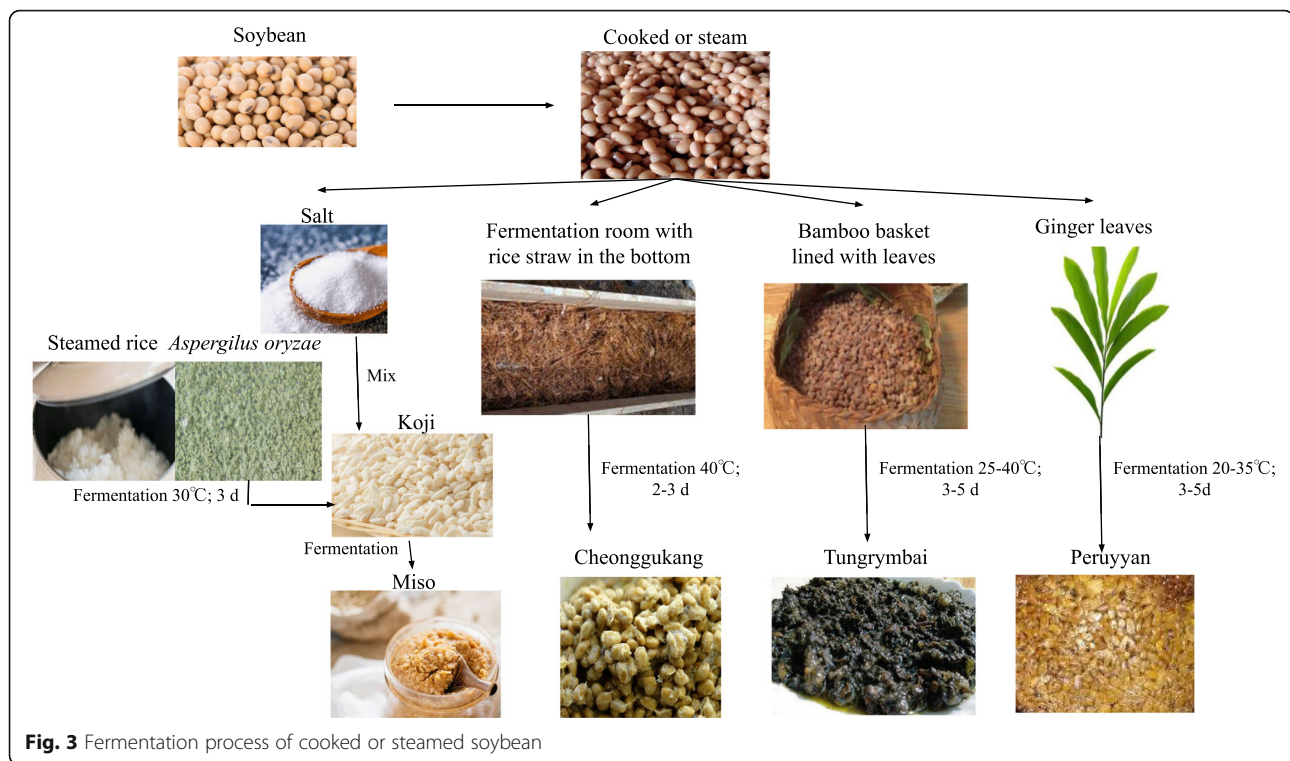
#### Health benefits

Soybean fermentation releases small peptides and mucilage, which have shown to be a potential source for numerous health benefits (Chatterjee et al. 2018). The microorganisms which aid the fermentation of soybean produces bioactive compounds and these compounds have beneficial effects. The bioactive compounds produced by the *Bacillus* species and its health benefits are illustrated in Table 2.

#### Fibrinolytic activity

Fibrin is a protein component, which is responsible for the clotting of blood at the wound site. However, excess accumulation of fibrin in the blood vessels can result in serious impairment to the blood circulation, which leads to thrombosis. In this view, FSF (natto) has been found to enhance fibrinolytic activity in plasma and in the production of tissue plasminogen activator. *Bacillus subtilis* var. *natto* produces the enzyme nattokinase and serine protease called subtilisin, which is proved to have fibrinolytic activity along with the increase in tissue plasminogen activator. The reduction in platelet aggregation in turn reduces the blood viscosity (Mohanasrinivasan et al. 2017).

Recent studies have shown that various potent fibrinolytic enzymes can be produced from different kinds of traditional FSF, for example Japanese natto, Chinese fermented paste, fermented red bean, douchi, doenjang, cheonggukjang, and Indonesian tempeh. The fibrinolytic activity of DFE27 enzyme, serine protease produced by *Bacillus subtilis* DC27 in douchi, has reported to show approximately 90% of fibrinolytic activity in the plasminogen-rich plate. This indicates that the purified DFE27 can directly hydrolyze fibrin and also convert plasminogen to plasmin, which makes this a potential fibrinolytic agent (Hu et al. 2019). Yet, another study proves that the traditional Vietnamese FSF, miso, which is



fermented by *Bacillus amyloliquefaciens* FZB42, are capable of producing fibrinolytic enzymes ranging from 29.74 to 77.95 FU/g under a solid-state fermentation (Huy et al. 2016).

#### Prevention of hypertension

The biologically active peptides which are present in FSF like angiotensin I-converting enzyme (ACE)-inhibitory peptide exert an anti-hypertensive effect by *B. subtilis* natto O9516 (Vallabha and Tiku 2014). The ACE inhibitory peptides are generated by the proteolytic degradation of soybean protein fractions (glycinin and  $\beta$ -conglycinin) (Handa et al. 2020). A novel ACE-inhibitory peptide has been isolated from soybean meal which is fermented by *B. subtilis* natto that showed an activity of 84.1% with an IC50 value of 0.022 mg/ml (Wang et al. 2013). The results suggest that these ACE-inhibitory peptides obtained have a potential effect in the management of hypertension (Sanjukta and Rai 2016).

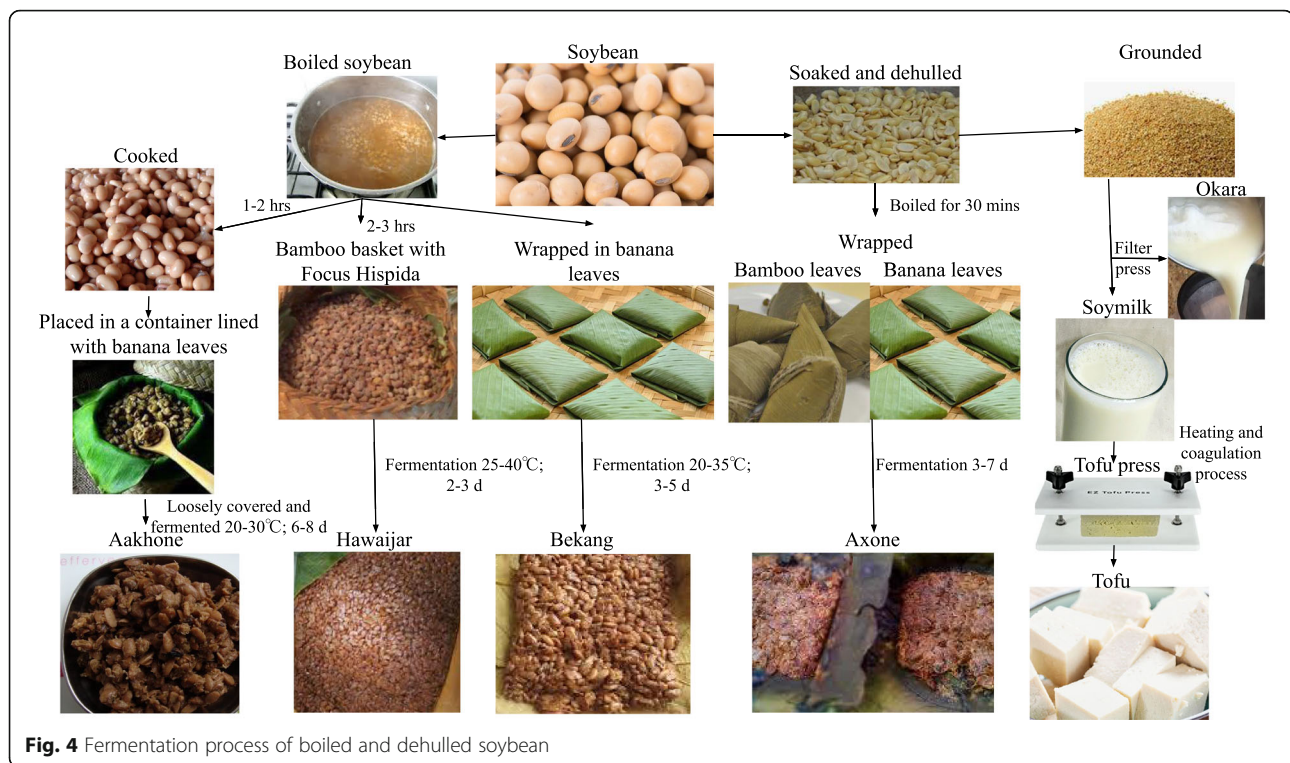
#### Protection against atherosclerosis

Cardiovascular diseases (CVDs) are the most leading cause of deaths, worldwide. Atherosclerosis is an arterial disease. It refers to the building up of plaque made up of fat, cholesterol, calcium, and other substances found in the blood. Over time, the hardening of plaque narrows the arteries, which limits the flow of oxygen-rich blood to the organs and other parts of the body. This leads to serious problems like heart attack, stroke, or even death

(Gan et al. 2016). According to a study, polyamines present in shuidouchi may have the potential to increase longevity and reduce certain age-associated CVDs (Chen et al. 2019). Nattokinase (NK), which is an enzyme produced by *Bacillus subtilis* in the fermented soybean, possesses a strong anti-hyperlipidemic activity, which can prevent atherosclerosis. The study of Chen et al. reports natto to be effective in reducing cholesterol and its associated lipids. NK prevents atherosclerosis through its antioxidant property, which results in the reduction of lipid peroxidation and improved lipid metabolism (inhibition of low-density lipoprotein [LDL] oxidation) (Chen et al. 2018).

#### Protection against enteric pathogens in the intestine

Antimicrobial activity of the *Bacillus* species isolated from the various traditional FSF like cheonggukjang, doenjang, and meju that produces antimicrobial compounds like proteins, enzymes, lipopeptides, and bacteriocins. *Bacillus natto* TK-1 isolated from natto has been found to produce a lipopeptide that has a strong surface activity. These lipopeptides have found to show anti-adhesive effect against several bacterial pathogens such as *Botrytis cinerea*, *Fusarium moniliforme*, *Micrococcus luteus*, and *S. typhimurium* and food-borne pathogens like *Bacillus cereus* (Cao et al. 2009; Eom et al. 2014). Hence, these antimicrobial peptides could be used as an alternative to antibiotics for the treatment of bacterial/



fungal diseases as well as food preservatives (Lee et al. 2016a, 2016b).

An organic compound like phenylacetic acid, which is extracted from *Bacillus licheniformis* (B65-1), present in chungkookjang has shown to inhibit the growth of enteric pathogens like *Staphylococcus aureus* and *E. coli* (Kim et al. 2004). It is found that the lipopeptides are the major compounds responsible for the antibacterial and antifungal activities in the FSF. Yet, another study indicated that the production of surfactin by *B. amyloliquifaciens* EMD17 from cheonggukjang might be the responsible agent, which could be utilized as a starter strain for the fermentation of soybean foods (Lee et al. 2016a, 2016b). The bacteriocin produced by *B. subtilis* SN7 has potential to act as a biocontrol agent against *S. aureus* and *E. coli* O157:H7. Hence, this strain can be used as a starter culture in the preparation of cheonggukjang (Lee and Chang 2017).

#### Inhibitory response towards cancer

Cancer is an abnormal growth of cells that either localize at a particular site or metastasize throughout the body. Breast cancer accounts for 24.2% of new cancer cases and 15.0% of cancer deaths. Worldwide, the incidence and mortality of breast cancer ranks first in 154 and 104 countries, respectively (Cai and Liu 2019). Anti-tumor activity was observed in the biosurfactant present in natto, which is fermented using *B. natto* TK-1 (Sanjukta and Rai 2016). *B. subtilis* CSY191 isolated from

doenjang produces surfactin, which inhibits the growth of human breast cancer cells (MCF-7) in a dose-dependent manner, with an IC<sub>50</sub> value of 10 mg/ml at 24 h. The effect of *Bacillus* present in cheonggukjang was also studied on the growth of breast cancer MCF7 cells. It was found to downregulate the inflammation related genes and to also activate the transforming growth factor (TGF) pathway (Sanjukta and Rai 2016).

Shuidouchi has shown to contain polyamines like SPM (spermine) and SPD (spermidine). Human epidemiological studies reported that dietary polyamines are correlated in mitigating cancer and cardiovascular related mortality (Chen et al. 2019). A study confirmed that garlic-supplemented doenjang has been reported to demonstrate the enhancement of phenolics, flavonoids, and antioxidants along with improved anticancer activity against gastric and lung adenocarcinoma. This is due to the presence of high levels of free amino acids in garlic-supplemented doenjang, making it nutritionally valuable and also a source of functional foods (Bahuguna et al. 2019).

#### Immunostimulatory and anti-inflammatory activity

*B. subtilis* (natto) cells contain some of the active components, like peptidoglycans, lipoproteins, lipoteichoic acid, flagellin, and unmethylated CpG dinucleotides in bacterial DNA, which are known to bind to the toll-like receptors and induce cytokine response (Rhayat et al. 2019). Soybean fermentation using specific microorganisms have shown to reduce components responsible for

**Table 1** Geographical distribution of common fermented soybean food products of Southeast Asian countries

Country	Fermented soybean food products	Functional microorganisms which aid in fermentation	Other than <i>Bacillus</i> spp.	Reference
Japan	Natto	<i>Bacillus subtilis</i>	<i>Aspergillus oryzae</i>	Liu (2012)
Japan	Miso	<i>Bacillus subtilis</i>	<i>Pediococcus acidilactici</i> , <i>Leuconostoc mesenteroides</i> , <i>Micrococcus halobius</i> , <i>Aspergillus oryzae</i> , <i>Zygosaccharomyces rouxii</i> and <i>Torulopsis</i> sp	Tamang et al. (2016)
China	Furu	<i>B. pumilus</i> , <i>B. megaterium</i> , <i>B. stearothermophilus</i> , <i>B. firmus</i>	<i>Staphylococcus hominis</i>	Lin et al. (2016)
Korea	Cheonggukjang	<i>Bacillus amyloliquefaciens</i> , <i>B. licheniformis</i> , <i>Bacillus megaterium</i> , and <i>B. subtilis</i>	<i>Leuconostoc</i> , <i>Lactobacillus</i> , <i>Pseudomonas</i> , <i>Pantoea</i> and <i>Weissella</i> genera	Hong et al. (2012)
Korea	Gochujang	<i>B. velegensis</i> , <i>B. amyloliquefaciosus</i> , <i>B. subtilis</i> , <i>B. licheniformis</i> , <i>Oceanobacillus</i> spp.	<i>Zygosaccharomyces</i> , <i>Candida lactis</i> , <i>Zygorouxii</i> , <i>Aspergillus</i> , <i>Penicillium</i> , <i>Rhizopus</i>	Nam et al. (2012)
Mizoram state of India	Bekang	<i>B. subtilis</i> , <i>B. licheniformis</i> , <i>B. pumilus</i> , <i>Bacillus cereus</i> , <i>B. amyloliquefaciens</i>	<i>Debaryomyces hansenii</i> , <i>Pichia burtonii</i>	Chettri and Tamang (2014); Singh et al. (2014a, 2014b)
Meghalaya state of India	Tungrymbai	<i>B. subtilis</i> , <i>B. pumilus</i> , <i>B. licheniformis</i> , <i>B. amyloliquefaciens</i> , <i>Lactobacillus brevis</i> ,	<i>Vagococcus carniphilus</i> , <i>Debaryomyces hansenii</i> , <i>Pic. burtonii</i> ,	Chettri and Tamang (2015); Singh et al. (2014a, 2014b)
Nepal, Bhutan, India	Kinema	<i>B. subtilis</i> , <i>B. licheniformis</i> , <i>B. cereus</i> , <i>B. circulans</i> , <i>B. thuringiensis</i> , <i>B. sphaericus</i>	<i>Geotrichum candidum</i> .	Chettri et al. (2016); Chettri and Tamang (2015); Singh et al. (2014a, 2014b)
Manipur state of India	Hawaijar	<i>B. subtilis</i> , <i>B. licheniformis</i> , <i>B. amyloliquefaciens</i> , <i>B. cereus</i> ,	<i>Alcaligenes</i> sp., <i>Providencia rettgers</i>	Singh et al. (2014a, 2014b)
Korea	Doenjang	<i>B. subtilis</i> , <i>B. licheniformis</i> , <i>B. pumilus</i> ,	<i>Mucor plumbeus</i> , <i>Aspergillus oryzae</i> , <i>Debaryomyces hansenii</i> , <i>Leuconostoc mesenteroides</i> , <i>Tor. halophilus</i> , <i>Lactobacillus</i> sp.	Chang et al. (2013); Kim et al. (2016a)
China, Taiwan	Douchi	<i>B. amyloliquefaciens</i> , <i>B. subtilis</i> ,	<i>Aspergillus oryzae</i>	Yang et al. (2019a, 2019b)
Indonesia (Origin), Netherlands, Japan	Tempeh	<i>Bacillus pumilus</i> and <i>B. brevis</i>	<i>Rhizopus</i> spp., <i>Lactobacillus casei</i>	Frias et al. (2017)
Arunachal Pradesh state of India	Peruyaan	<i>B. subtilis</i> , <i>B. amyloliquefaciens</i> ,	<i>Vagococcus lutrae</i> , <i>Pediococcus acidilactici</i>	Singh et al. (2014a, 2014b)
Nagaland state of India	Axone Aakhone	<i>Bacillus subtilis</i>	–	Deb and Jamir (2018)
Cambodia, Laos	Sieng	<i>Bacillus subtilis</i>	–	Sopheap et al. (2019)
Korea	Meju	<i>Bacillus cereus</i> , <i>B. circulans</i> , <i>B. licheniformis</i> , <i>B. megaterium</i> , <i>B. mesentericus</i> , <i>B. subtilis</i> , <i>B. pumilus</i>	<i>Aspergillus</i> spp, <i>Botrytis cinerea</i> <i>Rhizopus oryzae</i> , <i>Rhodotorula flava</i> , <i>Zygosaccharomyces japonicus</i> , <i>Lactobacillus</i> sp, <i>Ped. acidilactici</i>	Jang et al. (2019)

immunoreactivity. Cheonggukjang is reported as a food with high immunostimulatory activity. This is due the presence of polysaccharides which increases the production of tumor necrosis factor alpha (TNF $\alpha$ ). It is also reported that FSF such as doenjang and cheonggukjang exhibit anti-inflammatory action by modulating the expression of cyclooxygenase-2 (COX-2) and nitric oxide synthase (iNOS). TNF- $\alpha$ , Interleukin-6 (IL-6), and iNOS were used as markers for both immunostimulatory and inflammatory activity. Hence, the increase in TNF- $\alpha$ , IL-

6, and iNOS might be interpreted as an increase in immunostimulatory activity by FSF (Choi et al. 2014).

#### **Anti-obesogenic effect towards hyperlipidemia**

Overweight and obesity are the risk factors for diabetes, hypertension, dyslipidemia, asthma, arthritis, and coronary heart disease (Otang-Mbeng et al. 2017). Anti-obesogenic effects have been reported in doenjang, which are fermented primarily by *Bacillus subtilis* and molds. Aglycones such as genistein and daidzein, which are produced by

**Table 2** Bioactive compounds produced by the *Bacillus* species and its health benefits

Microorganisms	Bioactive compounds	Health benefits	References
<i>Bacillus</i> species	Poly- $\gamma$ -glutamic acid	Suppression in the elevation of post prandial blood glucose level	Chettri et al. (2016)
<i>Bacillus</i> species	Isoflavone aglycone	Flavonoid bioconversion	Kim et al. (2018)
<i>Bacillus</i> species LM7	Bacillomycin D and surfactin	Antimicrobial activity	Lee et al. (2016a, 2016b)
<i>Bacillus subtilis</i> var. natto	Nattokinase and serine protease subtilisin	Fibrinolytic activity and tissue plasminogen activator can be increased	Mohanasrinivasan et al. (2017)
<i>Bacillus subtilis</i> 1423	Protease	Breaks down the complex protein to simpler molecules	Nguyen and Nguyen (2020)
<i>Bacillus subtilis</i> DC27	Serine protease	Fibrinolytic activity	Hu et al. (2019)
<i>Bacillus subtilis</i> natto O9516	ACE inhibitory peptides	Anti-hypertensive activity	Ibe et al. (2009)
<i>Bacillus subtilis</i>	Nattokinase	Anti-hyperlipidemic activity	Chen et al. (2018)
<i>Bacillus</i> natto TK-1	Lipopeptide	Biosurfactant activity	Cao et al. (2009)
<i>Bacillus subtilis</i>	Protease and esterase	Degradation of proteins and fats	Sanjukta and Rai (2016)
<i>Bacillus subtilis</i>	Proteolytic enzymes	Glycinin and $\beta$ -conglycinin hydrolyzed for the production of bioactive peptides	Sanjukta and Rai (2016)
<i>Bacillus subtilis</i> var. natto	PGA and fructan (mucilage)	Antioxidant properties	Chettri and Tamang (2014)
<i>Bacillus subtilis</i> SN7	Bacteriocin	Biocontrol agent	Lee and Chang (2017)
<i>Bacillus subtilis</i> CSY 191	Surfactin	Inhibits growth of human breast cancer cells (MCF-7)	Lee et al. (2012)
<i>Bacillus subtilis</i> (natto)	Lipoproteins	Anti-inflammatory response	Rhayat et al. (2019)
<i>Bacillus subtilis</i> SHZ	Bioactive peptide and polyphenols	Antioxidant activity	Sanjukta and Rai (2016)
<i>Bacillus subtilis</i> N205 (BS205)	Isoflavone aglycones	Antioxidant properties	Ping et al. (2012)
<i>Bacillus subtilis</i> -SKm (BS-c)	$\alpha$ -amylase, and $\gamma$ -GTP	Antioxidant property	Zheng et al. (2011)
<i>Bacillus subtilis</i> SC-8	Surfactin, fengycin and iturin.	Antifungal and antibiotic properties	Yeo et al. (2011a, 2011b)
<i>Bacillus subtilis</i> NT-6	Amphipathic peptide AMPNT-6	Antimicrobial effect	Xu et al. (2013)
<i>Bacillus subtilis</i> SCK-2	Peptide AMPC IC-1	Antimicrobial properties	Yeo et al. (2011a, 2011b)
<i>Bacillus amyloliquefaciens</i> FZB42	Fibrinolytic enzymes	Fibrinolytic activity	Huy et al. (2016)
<i>Bacillus amyloliquefaciens</i> EMD 17	Surfactin	Antimicrobial activity	Lee et al. (2016a, 2016b)
<i>Bacillus amyloliquefaciens</i>	Daidzein	Anti-diabetic property	Jeong et al. (2020)
<i>Bacillus amyloliquefaciens</i>	1-Deoxynojirimycin	Alpha-glucosidase inhibitor	Cai et al. (2017)
<i>Bacillus amyloliquefaciens</i> SWJS22	$\beta$ -glucosidase and protease	Antioxidant activity	Yang et al. (2019a, 2019b)
<i>Bacillus amyloliquefaciens</i> RWL-1	Isoflavones and phenolic contents	Antioxidant properties	Shahzad et al. (2020)
<i>Bacillus amyloliquefaciens</i>	Genistein	Neuroprotective effect	Khosravi and Razavi (2021)
<i>Bacillus licheniformis</i> B65-1	Phenylacetic acid	Inhibition of enteric pathogens	Kim et al. (2004)
<i>Bacillus licheniformis</i> 67	Poly- $\gamma$ -glutamic acid	Anti-obesity effect	Choi et al. (2016)
<i>Bacillus licheniformis</i> (SFC)	Isoflavones aglycones	Anti-diabetic effect	Yang et al. (2014)



soybean during fermentation, are reported to increase hepatic carnitine palmitoyltransferase-1 (CPT-1) enzyme activity by upregulating CPT-1 transcription. This in turn results in increased expenditure of energy and ultimately leads to decrease in body fat and weight. Animal studies have also consistently proved that doenjang reduces hyperlipidemia in rats fed with a high fat/high cholesterol diet. It has been reported that prolonged intake of isoflavone-rich soybeans and FSF such as doenjang with a dosage of 40 g for 12 weeks seemed to decrease abdominal fat, which is important for preventing age-related chronic diseases (Cha et al. 2012; Woo et al. 2009).

#### **Anti-allergic response**

Food allergens like glycinin and  $\beta$ -conglycinin which are present approximately 30% in soybean meal are known to cause hypersensitivity in animals and also abnormalities like small bowel and diarrhea in newborn animals (nursery pigs) (Wang et al. 2014). According to a study, solid-state fermentation by microorganisms like *Bacillus subtilis*, *Lactobacillus casei*, and yeast could degrade these major allergens and reduce potential allergenicity of the soybean meal (SBM) (Yang et al. 2018).

#### **Prevention of osteoporosis**

Osteoporosis is a multifactorial disorder with low bone mass, intensified skeletal fragility, and impaired bone quality with a propensity to fracture (Rosen 2020; Sözen et al. 2017). According to recent statistics from the International Osteoporosis Foundation, worldwide, 1 in 3 women over the age of 50 years and 1 in 5 men are likely to experience osteoporotic fractures in their lifetime (Sözen et al. 2017). A study identified that cheonggukjang has increased the amount of isoflavone (aglycone) content. Its supplementation in SAMP6 mice could promote osteogenesis and inhibit osteoclastogenesis through the bone morphogenetic protein 2 (BMP2)/SMADs protein/osteoprotegerin (OPG) pathway. Hence, it is essentially concluded that consumption of cheonggukjang is a potential complementary therapeutic food to prevent senile osteoporosis (Kim et al. 2019). According to a Japanese study, habitual intake of natto may be associated with a reduced risk of osteoporotic fractures in postmenopausal women (Kojima et al. 2019).

According to a meta-analysis for prospective studies of natto on bone mineral density (BMD), it is reported that natto has anti-osteoporosis effect in perimenopausal women as well (Liu et al. 2020). It is also found that vitamin K<sub>2</sub> (Menaquinone) which is found in FSF like natto activates proteins such as osteocalcin (OC) and matrix-Gla protein (MGP), which are regulators of calcium distribution (Buchanan et al. 2016). Thus, studies suggest that vitamin K<sub>2</sub> present in the traditional FSF such as natto has a role in bone metabolism. It may also

contribute in maintaining BMD and in preventing osteoporosis (Jaghshi 2019).

#### **Anti-diabetic property**

Diabetes is a metabolic disease, which arises due to an increase in blood glucose level. In 2017, global incidence, prevalence, death, and disability-adjusted life-years (DALYs) associated with diabetes were 22.9 million, 476.0 million, 1.37 million, and 67.9 million, with a projection to 26.6 million, 570.9 million, 1.59 million, and 79.3 million in 2025, respectively (Lin et al. 2020). FSF such as meju have been reported to possess anti-diabetic property (Sanjukta et al. 2015). According to a cohort study conducted with 97,454 pregnant women, it is found that when there is an increase in isoflavone intake of about 10 mg/day, it resulted in 2% reduction of gestational diabetes. Similar results were observed with genistein and daidzein intake. Higher intake of miso soup and natto are also associated with a lower incidence of gestational diabetes (Dong et al. 2020).

Type 2 diabetes (T2D) is characterized by insulin deficiency and peripheral insulin resistance. Daidzein, an isoflavone, is predominantly present in the form of glucosides in FSF. It has been shown to have profound effects on the increased insulin resistance. Isoflavone leads to the breakdown of glycosidic linkage of these glycosides. 0.2 g daidzein/ kg body weight for 9 weeks led to the reduction in plasma glucose level in female mice while 0.2 g/ kg body weight for 6 weeks showed improvement of the glucose metabolism and regulation of the hepatic glucose (Das et al. 2018). It is reported that chungkookjang prepared with *B. amyloliquefaciens* may have anti-diabetic property that can potentially improve insulin sensitivity and insulin secretion capacity in a non-obese T2D animal model. This is due to the increased concentration of daidzein (Jeong et al. 2020).

The polymer which is produced outside the bacterial cell is known as poly- $\gamma$ -polyglutamic acid (PGA). PGA production is one of the functional properties of *Bacillus* species and has many applications such as cryoprotectant, drug carrier, and biological adhesive. Its biodegradability property is used in various fields like medicine, food, and cosmetics (Chettri et al. 2016). A randomized crossover pilot study was conducted to investigate the suppression of the increased postprandial blood glucose level by the effect of  $\gamma$ -PGA present in natto. Blood samples were collected to analyze the blood glucose's incremental area under the curve (IAUC), and it was found that the blood glucose's IAUC of the high- $\gamma$ -PGA natto meal was lower than the white rice and low- $\gamma$ -PGA natto meal (all  $p < 0.05$ ). The study observed suppression in the elevation of postprandial blood glucose level in the early phase after the simultaneous consumption of high- $\gamma$ -PGA natto (Araki et al. 2020).

### **Cure for liver diseases**

NAFLD (non-alcoholic fatty liver disease) is one of the most common comorbidities associated with metabolic syndrome (Kim et al. 2018). Studies have reported that FSF like doenjang exerts beneficial metabolic effects in diet-induced obese mice, which suppresses high-fat diet (HFD)-induced weight gain and reversed glucose intolerance and NAFLD-related metabolic parameters compared with control mice. This effect is due to the elevated active ingredients (flavonoids) by allowing beneficial fermenting microorganisms like *Bacillus* spp. to multiply (Kim et al. 2018). Several studies have reported that soybeans fermented by *Bacillus* spp. results in an increase in the amount of isoflavone (aglycone), and it shows high capability of flavonoid bioconversion. Long-term fermented soybean paste (LFSP), which is a *Bacillus* mixture, has shown to decrease HFD-induced weight gain and glucose intolerance. Mice treated with the *Bacillus* mixture shows significant glucose tolerance compared to untreated control mice (Kim et al. 2018).

### **Antioxidant property**

Oxidation of biomolecules, cell death, and tissue damage take place in the human body due to the various biochemical processes. Antioxidants are molecules, which capture the free radicals and prevent oxidation (Moukette et al. 2015). It is reported that bioactive peptide purified from *B. subtilis* SHZ in FSF shows significant scavenging activity of superoxide (62%) and hydroxyl radicals (96%) at a concentration of 10 mg/ml (Sanjukta and Rai 2016). It has also been reported that yellow and black soybean fermented by *B. subtilis* MTCC 5480 possess higher antioxidant activity and it also aid in gastrointestinal digestion. Amino acids such as Trp, His, Phe, Ala, Tyr, Met, Gly, Leu, and Val have been observed to be the components of antioxidant peptides. Studies have shown that the proteolytic microorganisms like *Bacillus subtilis* present in FSF from Sikkim are reported to have enhanced antioxidant properties due to the increase in peptides as well as polyphenols. According to the findings, the fermentation of soybean increases radical (DPPH and superoxide) scavenging activity (3.1–24 folds) and total antioxidant activity in comparison with unfermented soybean. By-products resulting from processing soybean also show reasonably good antioxidant property. Hence, FSF can be used as an additive for functional foods and nutraceuticals to reduce oxidative stress (Sanjukta et al. 2015).

### **Enhance gut microbiota and immune system**

In recent times, novel coronavirus (COVID-19) has been the cause for a huge health crisis across the world with increase in global morbidity and mortality rates. Appropriate intake of required nutrients could play a

significant role by improving the immune response against the infection and by controlling the severity of the infection (Alkhatib 2020). A study from Japan has reported that FSF such as miso and natto etc have an essential impact in increasing the function of the immune system by maintaining the well-balanced gut microbiota. These foods have beneficial compounds like antioxidants, vitamins, minerals, folic acid, high protein, and probiotic bacteria which boost the immune system to fight against infections. Although there is evidence that FSF helps to promote health and improve the gut, there is no evidence regarding its effect directly on COVID-19 infection (Tashiro and Shaw 2020).

There is much evidence to support the statement that the traditional Chinese medicine shows beneficial effects in the treatment of SARS-CoV-2 patients. Yin qiao san is one of the traditional Chinese medicines (TCM) in which FSF is used as an ingredient along with various herbs (Fu et al. 2018; Ouassou et al. 2020). According to the theory developed by the TCM, the therapeutic effect of yin qiao san reduces toxicity, and this medicine is used to improve the function. It is also used to treat upper respiratory tract infection (Yang et al. 2020). It is believed that FSF containing *B. subtilis* (natto) has shown to enhance the growth of other microorganisms such as *Bifidobacterium*, *Lactobacillus*, *Escherichia coli*, and *Enterococcus* which improve the human gut microbiota (Dimidi et al. 2019).

### **Improving nutritional value with low cost and no side effects**

Animal protein has been a major source for meeting the demand of protein rich foods, but due to its increased side effects, there is a strong incentive to use low-cost plant protein in the world economy. This demand has prompted the food industry to focus on the vegetable proteins in food formulations like FSF. Advances in processing technology have resulted in soy protein products that can perform numerous functions in the food industry while maintaining its excellent nutritional quality. As a result, soy protein products have widely been used and accepted as food ingredients to enhance the value of finished foods. In fact, they have become versatile that meat products, dairy, bakery, breakfast cereal, infant foods, and beverages may contain soy protein as a vital ingredient (Liu 2012).

### **Health risk**

Although many researchers have reported several beneficial effects of *Bacillus* spp. in the FSF, only a few researchers have reported some unfavorable effects of these *Bacillus* spp. on human health (Eom et al. 2015; Park et al. 2016)

### Production of biogenic amines

Biogenic amines (BAs) are low molecular weight compounds formed by decarboxylation of amino acids or amination and transamination of aldehydes and ketones. Fermentation of soybean by the microbes may lead to the formation of BAs. These substances may lead to intoxication which causes symptoms in humans like nausea, respiratory distress, heart palpitation, and hypotension or hypertension. The formation of various vasoactive and putrefactive BAs (histamine, tyramine,  $\beta$ -phenylethylamine, tryptamine, putrescine and cadaverine) occurs commonly in the process of fermentation of the protein rich raw-materials like soybean, milk, meat, and fish (Lu et al. 2015; Tamang et al. 2016). Moreover, in the presence of nitrites, the compound biogenic polyamines (spermidine and spermine) are known to form carcinogenic nitrosamines. However, due to the presence of human intestinal amine oxidases (monoamine oxidase, diamine oxidase and polyamine oxidase), the oral intake of biogenic amines often does not cause any adverse effect. But symptoms may occur when the amine-metabolizing capacity is over-saturated, which takes place when metabolic activity is weakened by the inhibitors taken as a treatment for depression (monoamine oxidase inhibitors, phenelzine). The toxic dosage of biogenic amines in food is found to be 100–800 mg/kg of tyramine, 30 mg/kg of  $\beta$ -phenylethylamine, and 100 mg/kg of histamine. It is concluded that the levels of biogenic amines found in FSF may cause an adverse effect in sensitive consumers depending on the intake of amount and frequency of these products (Özogul and Özogul 2019).

*Bacillus* species (particularly *Bacillus subtilis*) are capable of decarboxylation of amino acids, which results in the production of BAs. A literature review has shown that *Bacillus subtilis* especially which ferments soybean contains ODC (ornithine decarboxylase) and LDC (lysine decarboxylase) proteins, which are responsible for putrescine and cadaverine production. In order to reduce the risk of intoxication from BAs, patients with depression, who are undergoing treatment with monoamine oxidase inhibitors (MAOIs), need to avoid ingesting fermented foods (Mah 2015).

### Contamination by food pathogens

Food pathogens like *B. cereus* and *B. thuringiensis* are found in a wide variety of FSF. Food poisoning due to these strains may result in diarrhea and vomiting. This may be due to a complex enterotoxin produced by these strains called cereulide. *B. cereus* found at a concentration of more than  $10^5$  CFU/g in food products induces food poisoning. According to a study, the major enterotoxin genes are found among the enterotoxigenic *B. cereus* group and emetic *B. cereus* isolates from the FSF

like doenjang (Park et al. 2016). A study was conducted to evaluate the risk of *Bacillus cereus* in packaged tofu (from retail market to home) by quantitative risk assessment. This *B. cereus* could not grow at a temperature below 9 °C but were able to grow over 11 °C. But this *B. cereus* did not grow or die when the tofu was stored at 10 °C. The consumption of tofu can lead to foodborne illness, at about  $1.0 \times 10^{-4}$  per person per day. The control of biofilm formation may reduce the risks caused by *B. cereus*. In retail markets, monitoring the temperature aids in mitigating the risks caused by these microbes (Kwon et al. 2019; Kwon et al. 2020).

### Occurrence of late-onset anaphylaxis

In a clinical review, 7 patients with suspected hypersensitivity to FSF were made to undergo skin prick test and challenge test. ELISA and Ig-E immunoblotting techniques were used to detect the serum specific IgE antibodies against the FSF and the allergens of natto extract. After ingestion of natto, all patients experienced generalized urticaria, dyspnea, vomiting, loss of consciousness, collapse, and diarrhea. Based on the results of IgE and skin prick test, the patients showed allergic reaction towards natto, but they were resistant to unfermented soybean and to the *Bacillus subtilis* (natto). It has been suspected that the natto allergens are produced during the fermentation. The mechanism of late onset of allergy remains unclear. The PGA is produced by *Bacillus* natto during fermentation. Studies have shown that some drugs can bind to the PGA for long-term controlled drug release (Richard and Margaritis 2003); similarly, since the natto allergens are bound to the PGA, it could take a long time to achieve a certain concentration to show symptoms. Therefore, it has been hypothesized that the reason for the late-onset of anaphylaxis is due to the binding of allergens with PGA, which is produced by *Bacillus* natto (Inomata et al. 2007).

### Food safety

An effective method for improving the food safety and the functionality of FSF is by using *Bacillus* strains with desirable properties as starters. These starter strains can inhibit the growth of pathogenic microorganisms with its ability to produce bioactive compounds and also confer desirable organoleptic properties on the FSF.

Interventions to reduce the BAs in FSF have been done by the following methods: the use of irradiation, the addition of nicotinic acid (0.15% and 0.20%) as a tyrosine decarboxylase inhibitor, and the use of *Bacillus* starter cultures (*B. subtilis* and *B. amyloliquefaciens* strains) (Mah et al. 2019). Yet, another study has reported that the use of food additives (catechins and grapefruit seed extract) at different steps of the manufacturing process and the storage of soybean paste

fermentation can reduce the production of biogenic amines. The levels of putrescine (PUT) and cadaverine (CAD) are decreased with the addition of grapefruit seed extract (300 mg/kg) and catechins (3 g/kg) respectively (Lee et al. 2018b; Mah et al. 2019).

A literature review has confirmed that the selected *B. licheniformis* strains from cheonggukjang are able to reduce the count of *B. cereus* from 3 to 4 log CFU/g to below 1 log CFU/g after fermentation (artificial contamination). *B. licheniformis* strains are capable of producing low levels of biogenic amines and good quality cheonggukjang (Su-Yeon et al. 2017). Similarly, *B. amyloliquefaciens* RD7-7 which is isolated from rice doenjang confirms the inhibition of toxin-related gene expression in *B. cereus* (Eom and Choi 2016).

Mah et al. reviewed various methods used to reduce the formation of BAs in FSF. In cheonggukjang, chemical intervention is used to inhibit the formation of BAs, particularly tyramine. The formation of BAs is reduced to 70% and 83% with the use of 0.15% and 0.20% concentration of nicotinic acid respectively. In doenjang, physical intervention ( $\gamma$ -radiation of raw materials) is used to reduce the contents of some BAs by 20–30%. It is noteworthy that the use of physical intervention may lead to delayed and abnormal fermentation. This is due to the decrease in the number of dominant bacteria which aids in fermentation. It is important to identify and characterize the starter strains at molecular level in order to regulate the expression of the genes involved in the formation of BAs (Mah et al. 2019).

Bacteriophages are viruses that infect bacteria and these are widely present in FSF (natto and cheonggukjang). These foods are hence known as fermented soybean bacteriophages (FSB). The phages which are capable of infecting bacterial pathogens can be considered beneficial. The FSB specific to *B. cereus* have been reported to exhibit strong lytic activity, which may reduce *B. cereus* contamination. In terms of problems in food safety, FSB could potentially be used as a biocontrol agent against other food borne pathogenic bacteria present in FSF like *E. coli*, *Salmonella* spp., and *Staphylococcus* spp. (Chukeatirote et al. 2018).

The accumulation or formation of BAs and the contamination by food pathogens in FSF are the causes for major health risk in humans. Hence, the solution to improve the food safety and quality is by using a defined starter culture with the absence of decarboxylase activity along with its beneficial metabolic and functional properties (bio-protection and BA degradation properties).

## Conclusion

We are in the post-genomics and proteomics era of microbiology where numerous researches have been conducted on microorganisms. Researchers have exploited

microorganisms for the fermentation of food, to generate antimicrobial agents from genetic engineering and to produce valuable nutritional products. Microorganisms have been opening up new possibilities in the food and pharmaceutical industries. *Bacillus* spp., which are the key microorganisms present in FSF, have shown a plethora of applications in industries, and these species are included in the Food and Drug Administration's GRAS (Generally Regarded as Safe) list.

Ethnic fermented soybean food is a cost-effective source of plant protein which is traditionally a principal diet of the people of Southeast Asian countries. The *Bacillus* species present in these FSF not only renders in the process of fermentation but also produces several beneficial compounds such as isoflavones, lipopeptides, protein hydrolysates, and enzymes. The bioactive compounds in these FSF exhibit ACE inhibitory, antioxidant, anti-tumor, anti-diabetic, antimicrobial, anti-hypertensive, anti-allergic, and immunoregulatory properties. Studies on the bioactive compounds in FSF which have beneficial properties could be applied in the preparation of functional food and health supplements. Although the FSF's nutritive values are concealed by the anti-nutritive properties, there are certain health risks associated with it. The clinical evidences have proclaimed that there are several health risks associated with FSF when it is consumed in immoderation. The ruinous effect produced by the *Bacillus* in FSF has resulted in food intoxication. Thus, it is considered to be a toxic substance for humans. Other detrimental effects pertaining to these foods are contamination by food pathogens like *B. cereus* and *B. thuringiensis* and late-onset anaphylaxis. On that account, the demand for safer food has resulted in the advancement in research linked to the non-beneficial effects of FSF. The knowledge involved in BAs production and the possible means of reducing its contents has been discussed in this review with the other health risks such as food poisoning by food pathogens and MAOIs. Hence, food safety measures are to be taken to monitor the levels of intoxicants present in the FSF.

To conclude, as the *Bacillus* species present in FSF have proven to show myriad of health benefits, these foods could be a robust option for human consumption only when efficient interventions are practiced to sustain food safety and quality.

## Future perspective

In recent years, scientific research on FSF-derived bioactive compounds, such as isoflavones, lipopeptides, protein hydrolysates, and enzymes, have been displaying a broad scope of functions. Though several studies have shown the activities and effects of these bioactive compounds in vitro, it cannot be directly linked to its in vivo

effect. This is because the metabolic functions in terms of degradation and modification of these compounds may vary in vivo conditions. Further, studies are yet to be made on the mechanism and activity of bioactive molecules produced by *Bacillus* spp. present in FSF against pathogenic microorganisms in order to commercialize it as beneficial products. As *Bacillus* species which are isolated from FSF are believed to have effective probiotic activity, hence these microbes can be used as a promising alternative to antibiotics in the world of rising antibiotic resistance. Studies on improving the safety and quality of these bioactive compounds for immunocompromised patients are also yet to be performed. Researches on the bioactive compounds in FSF are proved to have beneficial properties which could be applied in the preparation of functional food and health supplements.

#### Abbreviations

FSF: Fermented soybean food; LAB: Lactic acid bacteria; PGA: Poly gamma glutamic acid; ACE: Angiotensin I-converting enzyme; CVDs: Cardiovascular diseases; NK: Nattokinase; TGF: Transforming growth factor; SPM: Spermine; SPD: Spermidine; TNF $\alpha$ : Tumor necrosis factor alpha; COX2: Cyclooxygenase - 2; iNOS: Nitric oxide synthase; IL-6: Interleukin - 6; CPT-1: Carnitine palmitoyl transferase - 1; SBM: Soybean meal; BMP 2: Bone morphogenetic protein 2; OPG: Osteoprotegerin; BMD: Bone mineral density; OC: Osteocalcin; MGP: Matrix-Gla protein; DALYs: Disability-adjusted life-years; T2D: Type 2 diabetes; IAUC: Incremental area under the curve; NAFLD: Non-alcoholic fatty liver disease; HFD: High-fat diet; LFSP: Long-term fermented soybean paste; TCM: Traditional Chinese medicines; BAs: Biogenic amines; ODC: Ornithine decarboxylase; LDC: Lysine decarboxylase; MAOIs: Monoamine oxidase inhibitors; PUT: Putrescine; CAD: Cadaverine; FSB: Fermented soybean bacteriophages; GRAS: Generally Regarded as Safe

#### Acknowledgements

Not applicable

#### Authors' contributions

The completion of this review paper was accomplished by the collaboration of all authors. Trishala Gopikrishna and Harini Keerthana Suresh Kumar gathered information and wrote the manuscript. Kumar Perumal and Elavarashi Elangovan reviewed and provided suggestions for the article. The author(s) read and approved the final manuscript.

#### Funding

The authors received no funding.

#### Availability of data and materials

Not applicable

#### Declarations

#### Ethics approval and consent to participate

Not applicable

#### Consent for publication

Not applicable

#### Competing interests

The authors declare no competing interest.

#### Declarations

#### Ethics approval and consent to participate

Not applicable

#### Consent for publication

Not applicable

#### Competing interests

The authors declare no competing interest.

Received: 16 April 2021 Accepted: 5 July 2021

Published online: 17 July 2021

#### References

- Alkhatib A (2020) Antiviral functional foods and exercise lifestyle prevention of coronavirus. *Nutrients* 12(9):2633. <https://doi.org/10.3390/nu12092633>
- Araki R, Fujie K, Yuine N, Watabe Y, Maruo K, Suzuki H, Hashimoto K (2020) The possibility of suppression of increased postprandial blood glucose levels by gamma-polyglutamic acid-rich natto in the early phase after eating: a randomized crossover pilot study. *Nutrients* 12(4):915. <https://doi.org/10.3390/nu12040915>
- Bahuguna A, Shukla S, Lee JS, Bajpai VK, Kim SY, Huh YS, Han YK, Kim M (2019) Garlic augments the functional and nutritional behavior of Doenjang, a traditional Korean fermented soybean paste. *Sci Rep* 9(1):5436. <https://doi.org/10.1038/s41598-019-41691-3>
- Buchanan GS, Joan C, Melvin T, Merritt B, Bishop C, Shuler FD (2016) Vitamin K2 (menaquinone) supplementation and its benefits in cardiovascular disease, osteoporosis, and cancer. *Marshall J Med* 2(3). <https://doi.org/10.18590/mjm.2016.vol2.iss3.8>
- Cai D, Liu M, Wei X, Li X, Wang Q, Nomura CT, Chen S (2017) Use of *Bacillus amyloliquefaciens* HZ-12 for high-level production of the blood glucose lowering compound, 1-deoxynojirimycin (DNJ), and nutraceutical enriched soybeans via fermentation. *Appl Biochem Biotechnol* 181(3):1108–1122. <https://doi.org/10.1007/s12010-016-2272-8>
- Cai Z, Liu Q (2019) Understanding the Global Cancer Statistics 2018: implications for cancer control. *Sci China Life Sci*. <https://doi.org/10.1007/s1142701998161>
- Cao XH, Liao ZY, Wang CL, Yang WY, Lu MF (2009) Evaluation of a lipopeptide biosurfactant from *Bacillus natto* TK-1 as a potential source of anti-adhesive, antimicrobial and antitumor activities. *Braz J Microbiol* 40:373–379
- Cha YS, Yang JA, Back HI, Kim SR, Kim MG, Jung SJ, Song WO, Chae SW (2012) Visceral fat and body weight are reduced in overweight adults by the supplementation of Doenjang, a fermented soybean paste. *Nutr Res Pract* 6(6):520–526. <https://doi.org/10.4162/nrp.2012.6.6.520>
- Chang MI, Kim JY, Kim US, Baek SH (2013) Antioxidant, tyrosinase inhibitory, and anti-proliferative activities of gochujang added with cheonggukjang powder made from sword bean. *KFST* 45:221–226
- Chatterjee C, Gleddie S, Xiao CW (2018) Soybean Bioactive peptides and their functional properties. *Nutrients* 10(9):1211. <https://doi.org/10.3390/nu10091211>
- Chen H, McGowan EM, Ren N, Lal S, Nassif N, Shad-Kaneez F, Qu X, Lin Y (2018) Nattokinase: a promising alternative in prevention and treatment of cardiovascular diseases. *Biomark Insights* 13:1177271918785130
- Chen KI, Erh MH, Su NW, Liu WH, Chou CC, Cheng KC (2012) Soyfoods and soybean products: from traditional use to modern applications. *Appl Microbiol Biotechnol* 96(1):9–22. <https://doi.org/10.1007/s00253-012-4330-7>
- Chen YH, Liu XW, Huang JL, Baloch S, Xu X, Pei XF (2019) Microbial diversity and chemical analysis of Shuidouchi, traditional Chinese fermented soybean. *Int Food Res J* 116:1289–1297. <https://doi.org/10.1016/j.foodres.2018.10.018>
- Chettri R, Bhutia MO, Tamang JP (2016) Poly- $\gamma$ -glutamic acid (PGA)-producing bacillus species isolated from kinema, Indian fermented soybean food. *Front Microbiol* 7:971
- Chettri R, Tamang JP (2014) Functional properties of tungrymbai and bekaung, naturally fermented soybean foods of North East India. *IJFF* 3(1):87–103. <https://doi.org/10.5958/2321-712X.2014.01311.8>
- Chettri R, Tamang JP (2015) Bacillus species isolated from tungrymbai and bekaung, naturally fermented soybean foods of India. *Int J Food Microbiol* 197:72–76. <https://doi.org/10.1016/j.jfoodmicro.2014.12.021>
- Choi JH, Chung MJ, Jeong DY, Oh DH (2014) Immunostimulatory activity of isoflavone-glycosides and ethanol extract from a fermented soybean product in human primary immune cells. *J Med Food* 17(10):1113–1121. <https://doi.org/10.1089/jmf.2013.3040>
- Choi JH, Pichiah PBT, Kim MJ, Cha YS (2016) Cheonggukjang, a soybean paste fermented with *B. licheniformis* 67 prevents weight gain and improves glycaemic control in high fat diet induced obese mice. *J Clin Biochem Nutr* 59(1):31–38. <https://doi.org/10.3164/jcbn.15-30>

- Chukeatirote E, Phongtang W, Kim J, Jo A, Jung LS, Ahn J (2018) Significance of bacteriophages in fermented soybeans: a review. *Biomol Concepts* 9(1):131–142. <https://doi.org/10.1515/bmc-2018-0012>
- Das D, Sarkar S, Bordoloi J, Wann SB, Kalita J, Manna P (2018) Daidzein, its effects on impaired glucose and lipid metabolism and vascular inflammation associated with type 2 diabetes. *BioFactors* 44(5):407–417. <https://doi.org/10.1002/biof.1439>
- Deb CR, Jamir B (2018) Nutritional assessment and molecular identification of microorganisms from Akhuni/Axone: a soybean based fermented food of Nagaland, India. *J Adv Biol* 11:2170–2179
- Dimidi E, Cox SR, Rossi M, Whelan K (2019) Fermented foods: definitions and characteristics, impact on the gut microbiota and effects on gastrointestinal health and disease. *Nutrients* 11(8):1806. <https://doi.org/10.3390/nu11081806>
- Dong JY, Kimura T, Ikehara S, Cui M, Kawanishi Y, Kimura T, Ueda K, Iso H (2020) Soy consumption and incidence of gestational diabetes mellitus: the Japan Environment and Children's Study. *Eur J Nutr* 60(2):897–904. <https://doi.org/10.1007/s00394-020-02294-1>
- Eom JS, Choi HS (2016) Inhibition of *Bacillus cereus* growth and toxin production by *Bacillus amyloliquefaciens* RD7-7 in fermented soybean products. *J Microbiol Biotechnol* 26(1):44–55. <https://doi.org/10.4014/jmb.1509.09090>
- Eom JS, Lee SY, Choi HS (2014) *Bacillus subtilis*HJ18-4 from traditional fermented soybean food inhibits *Bacillus cereus* growth and toxin-related genes. *J Food Sci* 79:M2279–M2287
- Eom JS, Seo BY, Choi HS (2015) Biogenic amine degradation by *Bacillus* species isolated from traditional fermented soybean food and detection of decarboxylase-related genes. *J Microbiol Biotechnol* 25(9):1519–1527. <https://doi.org/10.4014/jmb.1506.06006>
- Frias J, Penas E, Martinez-Villaluenga C (2017) Chapter 16 Fermented pulses in nutrition and health promotion. In: *Fermented foods in health and disease prevention*, pp 385–416
- Fu YJ, Yan YQ, Qin HQ, Wu S, Shi SS, Zheng X, Wang PC, Chen XY, Tang XL, Jiang ZY (2018) Effects of different principles of traditional chinese medicine treatment on TLR7/NF- $\kappa$ B signaling pathway in influenza virus infected mice. *Chin Med* 13(1):42. <https://doi.org/10.1186/s13020-018-0199-4>
- Gan P, Jin D, Zhao X, Gao Z, Wang S, Du P, Qi G (2016) *Bacillus*-produced surfactin attenuates chronic inflammation in atherosclerotic lesions of ApoE(-/-) mice. *Int Immunopharmacol* 35:226–234. <https://doi.org/10.1016/j.intimp.2016.03.043>
- Handa CL, Zhang Y, Kumari S, Xu J, Ida EI, Chang SKC (2020) Comparative study of angiotensin i-converting enzyme (ACE) inhibition of soy foods as affected by processing methods and protein isolation. *Processes* 8(8):978. <https://doi.org/10.3390/pr8080978>
- Hong SW, Choi JY, Chung KS (2012) Culture-based and denaturing gradient gel electrophoresis analysis of the bacterial community from Chungkookjang, a traditional Korean fermented soybean food. *J Food Sci* 77:572–578
- Hu Y, Yu D, Wang Z, Hou J, Tyagi R, Liang Y, Hu Y (2019) Purification and characterization of a novel, highly potent fibrinolytic enzyme from *Bacillus subtilis* DC27 screened from Douchi, a traditional Chinese fermented soybean food. *Sci Rep* 9(1):9235. <https://doi.org/10.1038/s41598-019-45686-y>
- Huy DNA, Haom PA, Hungm PV (2016) Screening and identification of *Bacillus* sp. isolated from traditional Vietnamese soybean-fermented products for high fibrinolytic enzyme production. *Int Food Res J* 23:326–331
- Ibe S, Yoshida K, Kumada K, Tsurushii S, Furusho T, Otobe K (2009) Antihypertensive effects of natto, a traditional Japanese fermented food, in spontaneously hypertensive rats. *Food Sci Technol* 15:199–202
- Inomata N, Osuna H, Kawano K, Yamaguchi J, Yanagimachi M, Matsukura S, Ikezawa Z (2007) Late-onset anaphylaxis after ingestion of *Bacillus Subtilis*-fermented soybeans (Natto): clinical review of 7 patients. *Allergol Int* 56(3):257–261. <https://doi.org/10.2332/allergolint.0-06-460>
- Jaghji S (2019) Relation between Vitamin K and osteoporosis. *Bone Regen* <https://doi.org/10.5772/intechopen.89656>. Accessed 21 Nov 2019
- Jang M, Jeong DW, Lee JH (2019) Identification of the predominant *Bacillus*, *Enterococcus*, and *Staphylococcus* species in meju, a spontaneously fermented soybean product. *MBL* 47:359–363
- Jeon HH, Jung JY, Chun BH, Kim MD, Baek SY, Moon JY, Yeo SH, Jeon CO (2016) Screening and characterization of potential *Bacillus* starter cultures for fermenting low-salt soybean paste (doenjang). *J Microbiol Biotechnol* 26(4):666–674. <https://doi.org/10.4014/jmb.1512.12014>
- Jeong DY, Daily JW, Lee GH, Ryu MS, Yang HJ, Jeong SY, Qiu JY, Zhang T, Park S (2020) Short-term fermented soybeans with *Bacillus amyloliquefaciens* potentiated insulin secretion capacity and improved gut microbiome diversity and intestinal integrity to alleviate Asian type 2 diabetic symptoms. *J Agric Food Chem* 68(46):13168–13178. <https://doi.org/10.1021/acs.jafc.9b07962>
- Kamada M, Hase S, Fujii K, Miyake M, Sato K, Kimura K, Sakakibara Y (2015) Whole-genome sequencing and comparative genome analysis of *Bacillus subtilis* strains isolated from non-salted fermented soybean foods. *PLoS One* 10(10):e0141369. <https://doi.org/10.1371/journal.pone.0141369>
- Khosravi A, Razavi SH (2021) Therapeutic effects of polyphenols in fermented soybean and black soybean products. *J Funct Foods* 81:1756–4646. <https://doi.org/10.1016/j.jff.2021.104467>
- Kim JS, Lee H, Nirmala FS, Jung CH, Jang YJ, Ha TY, Ahn J (2019) Dry-fermented soybean food (Cheonggukjang) ameliorates senile osteoporosis in the senescence-accelerated mouse prone 6 model. *J Med Food* 22(10):1047–1057. <https://doi.org/10.1089/jmf.2018.4335>
- Kim MJ, Kwak HS, Jung HY, Kim SS (2016a) Microbial communities related to sensory attributes in Korean fermented soy bean paste (doenjang). *Int Food Res J* 89(Pt 1):724–732. <https://doi.org/10.1016/j.foodres.2016.09.032>
- Kim MS, Kim B, Park H, Ji Y, Holzapfel W, Kim DY, Hyun CK (2018) Long-term fermented soybean paste improves metabolic parameters associated with non-alcoholic fatty liver disease and insulin resistance in high-fat diet-induced obese mice. *Biochem Biophys Res Commun* 495(2):1744–1751. <https://doi.org/10.1016/j.bbrc.2017.12.003>
- Kim Y, Cho JY, Kuk JH, Moon JH, Cho JI, Kim YC, Park KH (2004) Identification and antimicrobial activity of phenylacetic acid produced by *Bacillus licheniformis* isolated from fermented soybean, Chungkook-Jang. *Curr Microbiol* 48(4):312–317. <https://doi.org/10.1007/s00284-003-4193-3>
- Kojima A, Ikehara S, Kamiya K, Kajita E, Sato Y, Kouda K, Tamaki J, Kagamimori S, Iki M (2019) Natto intake is inversely associated with osteoporotic fracture risk in postmenopausal Japanese women. *J Nutr* 150:599–605
- Kwon MJ, Lee CL, Yoon KS (2019) Risk comparison of the diarrheal and emetic type of *Bacillus cereus* in tofu. *Microorganisms* 7(11):536. <https://doi.org/10.3390/microorganisms7110536>
- Kwon MJ, Rhee MS, Yoon KS (2020) A risk assessment study of *Bacillus cereus* in packaged tofu at a retail market in Korea. *Food Sci Biotechnol* 29(3):339–350. <https://doi.org/10.1007/s10068-019-00670-0>
- Lee EJ, Hyun J, Choi YH, Hurh BS, Choi SH, Lee I (2018a) Development of safe and flavor-rich doenjang (Korean fermented soybean paste) using autochthonous mixed starters at the pilot plant scale. *J Food Sci* 83(6):1723–1732. <https://doi.org/10.1111/1750-3841.14166>
- Lee JH, Nam SH, Seo WT, Yun HD, Hong SY, Kim MK, Cho KM (2012) The production of surfactin during the fermentation of cheonggukjang by potential probiotic *Bacillus subtilis* CSY191 and the resultant growth suppression of MCF-7 human breast cancer cells. *Food Chem* 131(4):1347–1354. <https://doi.org/10.1016/j.foodchem.2011.09.133>
- Lee JY, Kim Y, Her JY, Kim MK, Lee KG (2018b) Reduction of biogenic amine contents in fermented soybean paste using food additives. *J Food Sci Technol* 98:470–476
- Lee JY, Shim JM, Yao Z, Liu X, Lee KW, Kim HJ, Ham KS, Kim JH (2016a) Antimicrobial activity of EMD17 isolated from and potential use as a starter for fermented soy foods. *Food Sci Biotechnol* 25(2):525–532. <https://doi.org/10.1007/s10068-016-0073-z>
- Lee MH, Lee J, Nam YD, Lee JS, Seo MJ, Yi SH (2016b) Characterization of antimicrobial lipopeptides produced by *Bacillus* sp. LM7 isolated from Chungkookjang, a Korean traditional fermented soybean food. *Int J Food Microbiol* 221:12–18. <https://doi.org/10.1016/j.jfoodmicro.2015.12.010>
- Lee SG, Chang HC (2017) Assessment of *Bacillus subtilis* SN7 as a starter culture for cheonggukjang, a Korean traditional fermented soybean food, and its capability to control *Bacillus cereus* in Cheonggukjang. *J Food Control* 73:946–953. <https://doi.org/10.1016/j.foodcont.2016.10.015>
- Lin Q, Sirisansaneeyakul S, Wang Q, McElhatton A (2016) Yunnan fermented bean curds: Furu (Lufu). Modernization of traditional food processes and products, pp 125–144
- Lin X, Xu Y, Pan X, Xu J, Ding Y, Sun X, Song X, Ren Y, Shan PF (2020) Global, regional, and national burden and trend of diabetes in 195 countries and territories: an analysis from 1990 to 2025. *Sci Rep* 10(1):14790. <https://doi.org/10.1038/s41598-020-71908-9>
- Liu K (2012) Soybeans: chemistry, technology, and utilization. Springer, US

- Liu Y, He Y, Baorong H, Lingbo K (2020) The anti-osteoporotic effects of natto on bone mineral density in perimenopausal women. *Curr Med Chem* 27. <https://doi.org/10.2174/0929867327666200306123140>
- Lu S, Ji H, Wang Q, Li B, Li K, Xu C, Jiang C (2015) The effects of starter cultures and plant extracts on the biogenic amine accumulation in traditional Chinese smoked horsemeat sausages. *J Food Control* 50:869–875. <https://doi.org/10.1016/j.foodcont.2014.08.015>
- Mah JH, Park YK, Jin YH, Lee JH, Hwang HJ (2019) Bacterial production and control of biogenic amines in Asian fermented soybean foods. *Foods* (Basel, Switzerland) 8:85
- Mah J-H (2015) Fermented soybean foods: significance of biogenic amines, Austin. *J Nutr Food Sci* 3:1058
- Melini F, Melini V, Luziatelli F, Ficca AG, Ruzzi M (2019) Health-promoting components in fermented foods: an up-to-date systematic review. *Nutrients* 11(5):1189. <https://doi.org/10.3390/nu11051189>
- Mohanarivivasan V, Mohanapriya A, Potdar S, Chatterji S, Konne S, Kumari S, Keziah SM, Devi CS (2017) In vitro and in silico studies on fibrinolytic activity of nattokinase: a clot buster from *Bacillus* sp. *Front Biol* 12(3):219–225. <https://doi.org/10.1007/s11515-017-1453-3>
- Moukette BM, Pieme CA, Njimou JR, Biapa CPN, Marco B, Ngogang JY (2015) In vitro antioxidant properties, free radicals scavenging activities of extracts and polyphenol composition of a non-timber forest product used as spice: *Monodora myristica*. *Bio Res* 48(1):15. <https://doi.org/10.1186/s40659-015-0003-1>
- Nam YD, Yi SH, Lim SI (2012) Bacterial diversity of cheonggukjang, a traditional Korean fermented food, analyzed by barcoded pyrosequencing. *Food Control* 28(1):135–142. <https://doi.org/10.1016/j.foodcont.2012.04.028>
- Nguyen T, Nguyen CH (2020) Determination of factors affecting the protease content generated in fermented soybean by *Bacillus subtilis* 1423. *Energy Rep* 6:831–836. <https://doi.org/10.1016/j.egy.2019.11.011>
- Nout R (2015) Quality, safety, biofunctionality and fermentation control in soya. *Advances in Fermented Foods and Beverages*. Elsevier, pp 409–434. <https://doi.org/10.1016/b978-1-78242-015-6.00018-9>
- Otang-Mbeng W, Otunola GA, Afolayan AJ (2017) Lifestyle factors and comorbidities associated with obesity and overweight in Nkonkobe Municipality of the Eastern Cape, South Africa. *J Health Popul Nutr* 36(1):22. <https://doi.org/10.1186/s41043-017-0098-9>
- Ouassou H, Kharchoufa L, Bouhrim M, Daoudi NE, Imtara H, Bencheikh N, ELbouzidi A, Bnouham M (2020) The pathogenesis of coronavirus disease 2019 (COVID-19): evaluation and prevention. *J Immunol Res* 2020:1–7. <https://doi.org/10.1155/2020/1357983>
- Özogul Y, Özogul F (2019) Biogenic amines formation, toxicity, regulations in food: analysis, occurrence and toxicity. *R Soc Chem Chapter* 1:1–17. <https://doi.org/10.1039/9781788015813-00001>
- Park KM, Kim HJ, Jeong MC, Koo M (2016) Occurrence of toxigenic *Bacillus cereus* and *Bacillus thuringiensis* in doenjang, a Korean fermented soybean paste. *J Food Prot* 79(4):605–612. <https://doi.org/10.4315/0362-028X.JFP-15-416>
- Ping SP, Shih SC, Rong CT, King WQ (2012) Effect of isoflavone aglycone content and antioxidation activity in natto by various cultures of *Bacillus subtilis* during the fermentation period. *J Nutr Food Sci* 2:153
- Rai AK, Sanjukta S, Chourasia R, Bhat I, Bhardwaj PK, Sahoo D (2017) Production of bioactive hydrolysate using protease,  $\beta$ -glucosidase and  $\alpha$ -amylase of *Bacillus* spp isolated from kinema. *Bioresour Technol* 235:358–365
- Rezac S, Kok C.R, Heermann M, and Hutkins R (2018) Fermented foods as a dietary source of live organisms. *Front Microbiol* 9: 1785, DOI: <https://doi.org/10.3389/fmicb.2018.01785>.
- Rhayat L, Maresca M, Nicoletti C, Perrier J, Brinch KS, Christian S, Devillard E, Eckhardt E (2019) Effect of strains on intestinal barrier function and inflammatory response. *Front Immunol* 10:564. <https://doi.org/10.3389/fimmu.2019.00564>
- Richard A, Margaritis A (2003) Rheology, oxygen transfer, and molecular weight characteristics of poly (glutamic acid) fermentation by *Bacillus subtilis*. *Biotechnol Bioeng* 82(3):299–305. <https://doi.org/10.1002/bit.10568>
- Rosen CJ (2020) The epidemiology and pathogenesis of osteoporosis. *Endotext*. MDText.com. Inc. South Dartmouth (MA) NBK279134
- Sanjukta S, Rai AK (2016) Production of bioactive peptides during soybean fermentation and their potential health benefits. *Trends Food Sci Technol* 50: 1–10. <https://doi.org/10.1016/j.tifs.2016.01.010>
- Sanjukta S, Rai AK, Muhammed A, Jeyaram K, Talukdar NC (2015) Enhancement of antioxidant properties of two soybean varieties of Sikkim Himalayan region by proteolytic *Bacillus subtilis* fermentation. *J Funct Foods* 14:650–658. <https://doi.org/10.1016/j.jff.2015.02.033>
- Seo JH, Lee SP (2004) Production of fibrinolytic enzyme from soybean grits fermented by *Bacillus firmus* NA-1. *J Med Food* 7(4):442–449. <https://doi.org/10.1089/jmf.2004.7.442>
- Shahzad R, Shehzad A, Bilal S, and Lee IJ (2020) *Bacillus amyloliquefaciens* RWL-1 as a New Potential Strain for Augmenting Biochemical and Nutritional Composition of Fermented Soybean. *Molecules* 25:2346. <https://doi.org/10.3390/molecules25102346>
- Shin D, Jeong D (2015) Korean traditional fermented soybean products: Jang. *J Ethn Foods* 2(1):2–7. <https://doi.org/10.1016/j.jef.2015.02.002>
- Singh B, Karan R, Singh V (2014a) Microbial quality and safety of Axone- Akhuni, a fermented soybean food of Nagaland. *Noto-are Med* 2014:13
- Singh TA, Devi KR, Ahmed G, Jeyaram K (2014b) Microbial and endogenous origin of fibrinolytic activity in traditional fermented foods of Northeast India. *Int Food Res J* 55:356–362. <https://doi.org/10.1016/j.foodres.2013.11.028>
- Sopheap E, Thavrak H, Borarin B, Chim C, Inatsu Y (2019) Application of antimicrobial *Bacillus subtilis* strain as a starter culture to improve qualities and safety of fermented soybean (SIENG) produced in Cambodia. *J Food Eng* 9:333–353
- Sözen T, Özişik L, Başaran NÇ (2017) An overview and management of osteoporosis. *Eur J Rheumatol Inflamm* 4(1):46–56. <https://doi.org/10.5152/eurjrheum.2016.048>
- Su-Yeon K, Hyeon-Eun K, Yong-Suk K (2017) The potentials of *Bacillus licheniformis* strains for inhibition of *B. cereus* growth and reduction of biogenic amines in cheonggukjang (Korean fermented unsalted soybean paste). *Food Control* 79:87–93. <https://doi.org/10.1016/j.foodcont.2017.03.028>
- Tamang J, Thapa N, Tamang B, Rai A, Chettri R (2015) Microorganisms in fermented foods and beverages. In Tamang, J (ed). *Health Benefits Fermented Foods Beverages* 6:1–110
- Tamang JP (2015) Naturally fermented ethnic soybean foods of India. *J Ethn Foods* 2(1):8–17. <https://doi.org/10.1016/j.jef.2015.02.003>
- Tamang JP, Shin DH, Jung SJ, Chae SW (2016) Functional properties of microorganisms in fermented foods. *Food Microbiol* 7:578
- Tashiro A, Shaw R (2020) COVID-19 pandemic response in Japan: what is behind the initial flattening of the curve? *Sustainability* 12(13):5250. <https://doi.org/10.3390/su12135250>
- Vallabha VS, Tiku PK (2014) Antihypertensive peptides derived from soy protein by fermentation. *Int J Pept Res Ther* 20(2):161–168. <https://doi.org/10.1007/s10989-013-9377-5>
- Vann K, Techarin A, Apiraksakorn J (2020) Beans germination as a potential tool for GABA-enriched tofu production. *J Food Sci Technol* 57(11):3947–3954. <https://doi.org/10.1007/s13197-020-04423-4>
- Wang H, Zhang S, Sun Y, Dai Y (2013) ACE-inhibitory peptide isolated from fermented soybean meal as functional food. *IJFE* 9(1):1–8. <https://doi.org/10.1515/ijfe-2012-0207>
- Wang Y, Liu XT, Wang HL, Li DF, Piao XS, Lu WQ (2014) Optimization of processing conditions for solid-state fermented soybean meal and its effects on growth performance and nutrient digestibility of weanling pigs. *Livest Sci* 170:91–99. <https://doi.org/10.1016/j.livsci.2014.07.020>
- Woo YP, Fung WY, Easa AM, Liong MT (2009) Probiotic-fermented soyfoods: benefits and enhanced bioactivities. *Acta Aliment* 38(3):381–391. <https://doi.org/10.1556/AAlim.2009.0003>
- Xu D, Wang Y, Sun L, Liu H, Li J (2013) Inhibitory activity of a novel antibacterial peptide AMPNT-6 from *Bacillus subtilis* against *Vibrio parahaemolyticus* in shrimp. *Food Control* 30(1):58–61. <https://doi.org/10.1016/j.foodcont.2012.07.025>
- Yang A, Zuo L, Cheng Y, Wu Z, Li X, Tong P, Chen H (2018) Degradation of major allergens and allergenicity reduction of soybean meal through solid-state fermentation with microorganisms. *Food Funct* 3:1899–1909
- Yang H, Yang L, Zhang J, Li H, Tu Z, Wang X (2019a) Exploring functional core bacteria in fermentation of a traditional Chinese food, *Aspergillus*-type douchi. *PLoS One* 14(12):e0226965. <https://doi.org/10.1371/journal.pone.0226965>
- Yang HJ, Kwon DY, Kim HJ, Kim MJ, Jung DY, Kang HJ, Kim DS, Kang S, Moon NR, Shin BK, Park S (2014) Fermenting soybeans with *Bacillus licheniformis* potentiates their capacity to improve cognitive function and glucose homeostasis in diabetic rats with experimental Alzheimer's type dementia. *Eur J Nutr* 54:77–88
- Yang J, Wu XB, Chen HL, Sun-Waterhouse D, Zhong HB, Cui C (2019b) A value-added approach to improve the nutritional quality of soybean meal

- byproduct: enhancing its antioxidant activity through fermentation by *Bacillus amyloliquefaciens* SWJS22. *Food Chem* 272:396–403. <https://doi.org/10.1016/j.foodchem.2018.08.037>
- Yang Y, Islam MS, Wang J, Li Y, Chen X (2020) Traditional Chinese medicine in the treatment of patients infected with 2019-new coronavirus (SARS-CoV-2): a review and perspective. *Int J Biol Sci* 16(10):1708–1717. <https://doi.org/10.7150/ijbs.45538>
- Yeo IC, Lee NK, Cha CJ, Hahm YT (2011b) Narrow antagonistic activity of antimicrobial peptide from *Bacillus subtilis* SCK-2 against *Bacillus cereus*. *J Biosci Bioeng* 112(4):338–344. <https://doi.org/10.1016/j.jbiosc.2011.06.011>
- Yeo IC, Lee NK, Hahm YT (2011a) Genome sequencing of *Bacillus subtilis* SC-8, antagonistic to the *Bacillus cereus* group, isolated from traditional Korean fermented-soybean food. *J Bacteriol* 194:536–537
- Zheng L, Li D, Li ZL, Kang LN, Jiang YY, Liu XY, Chi YP, Li YQ, Wang JH (2017) Effects of *Bacillus* fermentation on the protein microstructure and anti-nutritional factors of soybean meal. *Lett Appl Microbiol* 65(6):520–526. <https://doi.org/10.1111/lam.12806>
- Zheng YF, Jeong JK, Choi HS, Park KY (2011) Increased quality characteristics and physiological effects of chunggukjang fermented with *Bacillus subtilis*-SKm. *J Korean Soc Food Sci Nutr* 40(12):1694–1699. <https://doi.org/10.3746/jkfn.2011.40.12.1694>

### Publisher's Note

Springer Nature remains neutral with regard to jurisdictional claims in published maps and institutional affiliations.

Ready to submit your research? Choose BMC and benefit from:

- fast, convenient online submission
- thorough peer review by experienced researchers in your field
- rapid publication on acceptance
- support for research data, including large and complex data types
- gold Open Access which fosters wider collaboration and increased citations
- maximum visibility for your research: over 100M website views per year

At BMC, research is always in progress.

Learn more [biomedcentral.com/submissions](https://biomedcentral.com/submissions)

