

Cite this: *RSC Adv.*, 2019, 9, 35098Received 25th September 2019  
Accepted 15th October 2019

DOI: 10.1039/c9ra07785e

rsc.li/rsc-advances

# Metal-free oxidative trifluoromethylation of indoles with $\text{CF}_3\text{SO}_2\text{Na}$ on the C2 position†

Jiao-Jiao Xie,  Zhi-Qing Wang and Guo-Fang Jiang \*

An efficient method of synthesizing 2-trifluoromethylindoles from indoles with easy-to-handle, cheap and low-toxic  $\text{CF}_3\text{SO}_2\text{Na}$  under metal-free conditions is described, which selectively introduces trifluoromethyl to indoles on the C2 position. The desired product can be obtained in 0.7 g yield. A radical intermediate may be involved in this transformation.

## Introduction

Indole compounds are widely found in nature and most of them are bioactive and diffusely used in medicine, as food additives and in other fields.<sup>1</sup> For example, indometacin is one of the strongest prostaglandins and synthetic inhibitors (Fig. 1a).<sup>2</sup> As a special functional group, trifluoromethyl is often applied to materials, pesticides and pharmaceuticals,<sup>3</sup> which can enhance the polarity, stability and lipophilicity.<sup>4</sup> For instance, Prozac is mainly used for the treatment of mental illness and fludelonone can effectively inhibit cancer cells (Fig. 1b and c).<sup>5</sup> Given the importance of indoles and trifluoromethyl groups, combining the two into a single entity would be very interesting. In this context, it is of profound significance to study new and potentially physiologically active indoles containing trifluoromethyl from the perspective of synthetic methodology and application prospects.

The classical methods for the synthesis of trifluoromethyl compounds usually use Umemoto,<sup>6</sup> Ruppert–Prakash,<sup>7</sup> Langlois<sup>8</sup> and Togni<sup>9</sup> reagents or other reagents.<sup>10,12</sup> For the past few decades, exploring effective ways to obtain 2-trifluoromethylindoles from indoles has gained increasing attention. Rey-Rodriguez *et al.*<sup>11</sup> demonstrated the iron(II) catalyzed trifluoromethylation of indole under mild reaction conditions (Fig. 2a). Unfortunately, it showed low regioselectivity. Furthermore, Choi *et al.*<sup>12</sup> described the platinum(II) complexes catalyzed trifluoromethylation of indole on the C2 position in the presence of  $\text{CF}_3\text{I}$  and visible light; however,  $\text{CF}_3\text{I}$  is difficult to preserve and toxic (Fig. 2b). In the recent years,  $\text{CF}_3\text{SO}_2\text{Na}$  has gradually become an environmentally friendly and cheap source of trifluoromethyl in the field of organic synthesis.<sup>13</sup> Shi<sup>14</sup> offered an efficient copper-catalyzed oxidation method for the trifluoromethylation of C3 position-blocked indoles (Fig. 2c).

$\text{CF}_3\text{SO}_2\text{Na}$  has been widely used as a  $\text{CF}_3$  source in organic synthesis; however, the metal-free and highly regioselective synthesis of 2-trifluoromethylindoles has rarely been reported. The disadvantages of expensive reagents, poor regioselectivity or difficult-to-handle reagents are often encountered. As part of our ongoing interest in the synthesis of indoles derivatives,<sup>15</sup> we reported herein a *tert*-butyl hydroperoxide (TBHP)-promoted metal-free and highly regio-selective trifluoromethylation of indole on the C2 position using easy-to-handle and low-toxic  $\text{CF}_3\text{SO}_2\text{Na}$  as the trifluoromethyl source.

Initially, indole (**1a**) and  $\text{CF}_3\text{SO}_2\text{Na}$  were selected as model substrates for the optimization of the reaction conditions (Table 1). When **1a**, 1 equiv. of  $\text{CF}_3\text{SO}_2\text{Na}$ , 2 equiv. of TBHP and 2 mL  $\text{CH}_3\text{CN}$  were added to a sealed Pyrex test tube under room temperature, **2a** was obtained in the yield of 15% (entry 1). Subsequently, higher temperature (80 °C and 140 °C) gave the desired product **2a** in higher yields (36% and 45%, respectively) (entries 2–3). Next, we switched the ratio of raw materials. It was found that the amount of  $\text{CF}_3\text{SO}_2\text{Na}$  would greatly affect the yield of **2a**, which showed that a small loading of  $\text{CF}_3\text{SO}_2\text{Na}$  resulted in less desired product and a higher loading of  $\text{CF}_3\text{SO}_2\text{Na}$  would result in byproduct **3a** (entries 5–6). A higher yield of **2a** was obtained in the presence of 3 equiv. of TBHP (entries 3–5). A reaction time of 18 hours was found to be enough for this transformation, which gave the desired product **2a** in 66% yield (entry 5). Shortening the reaction time to 16 hours or prolonging the reaction time to 20 hours (even 24 hours) afforded **2a** in the yield of 53% and 65% (66%), respectively

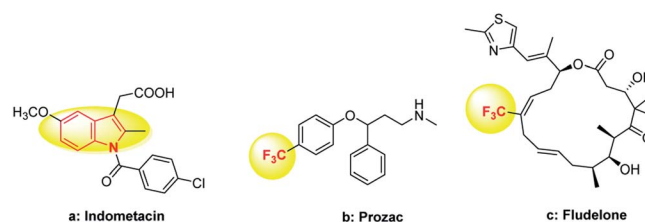


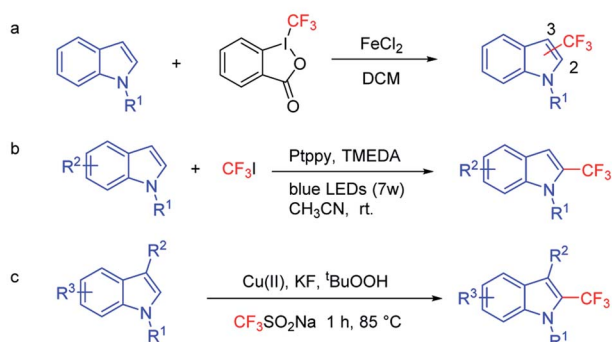
Fig. 1 Indoles and trifluorides with biological activities.

State Key Laboratory of Chemo/Biosensing and Chemometrics, College of Chemistry and Chemical Engineering, Hunan University, Changsha 410082, P. R. China.  
E-mail: gffiang@hnu.edu.cn

† Electronic supplementary information (ESI) available. See DOI: 10.1039/c9ra07785e



## Previous work



## This work

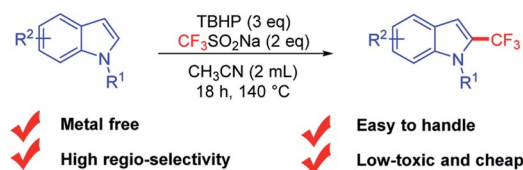


Fig. 2 Preparation of trifluoromethylindoles from indoles.

(entries 5–9). When toluene, DMF and H<sub>2</sub>O were used as solvents, **2a** was obtained in the yield of 49%, 41% and 30%, respectively (entries 10–11), while no targeting product **2a** was obtained with DMSO or 1,4-dioxane as solvents. Besides, we also investigated other trifluoromethylation reagents such as TMSCF<sub>3</sub> (trifluoromethyltrimethylsilane), using which only trace **2a** was observed. In brief, CF<sub>3</sub>SO<sub>2</sub>Na (2.0 equiv.), TBHP (3.0 equiv.), CH<sub>3</sub>CN (2 mL), 140 °C and 18 h are the optimized reaction conditions, as shown in entry 5. The two-dimensional

NMR (H–H COSEY) plot also supported that trifluoromethylation was on the C2 position of indoles (ESI 5†).

With the optimized reaction conditions in hand, we investigated the substrate scopes with respect to different substituents on indole scaffolds shown in Table 2. To our delight, most of the transformations went smoothly and provided the corresponding products in moderate to good yields. When the hydrogen of NH was replaced by methyl, trifluoromethylation took place and gave **2b** in the yield of 56%. It should be noted that when the position of the methyl group on the scaffold of indole was changed from C3 to C7, the corresponding products were obtained with the yield of 73% to 57% (**2c**, **2d**, **2g**, **2m**, **2t**). Indoles with the methyl group substituted at C4 or C6 position successfully converted into corresponding products with the yields of 76% (**2d**) and 75% (**2m**), respectively, showing a higher activity. Importantly, this approach was compatible with halogen groups such as bromine (**2k**) and iodine (**2l**), which presented corresponding products with the yield of 54% and 59%, respectively. Except for the fluorine-containing substituents, it was found that the yield of electron-donating groups was slightly higher than that of the electron-withdrawing groups (**2h**, **2n**, **2r**). For example, 7-azaindole was successfully converted into its corresponding trifluoromethylation product **2s** with the yield of 64%.

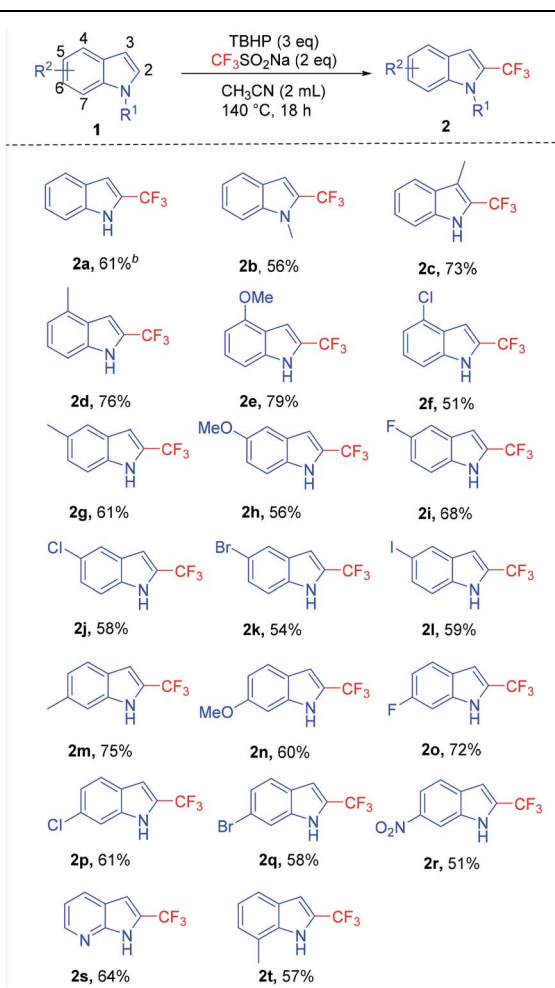
Subsequently, we studied other indole derivatives under optimized conditions (Fig. 3), such as 2-methylindole (**1u**), indoline (**1v**) and indazole (**1w**). The desired product was not obtained, which may indicate that trifluoromethylation occurred on the C2 position and indoline could not be compatible in the present system.

Investigations established that a large-scale amplification experiment of **1b** (5 mmol) under optimized conditions at 80 °C

Table 1 Screening of the reaction conditions<sup>a</sup>

Entry	CF <sub>3</sub> reagent(X eq.)	Y eq.	Sol (2 mL)	Temp/°C	Time/h	Yield <sup>b</sup> 2a/(3a) %
1	CF <sub>3</sub> SO <sub>2</sub> Na(2 eq.)	1	CH <sub>3</sub> CN	25	18	15
2	CF <sub>3</sub> SO <sub>2</sub> Na(2 eq.)	1	CH <sub>3</sub> CN	80	18	36
3	CF <sub>3</sub> SO <sub>2</sub> Na(2 eq.)	1	CH <sub>3</sub> CN	140	18	45
4	CF <sub>3</sub> SO <sub>2</sub> Na(2 eq.)	2	CH <sub>3</sub> CN	140	18	50
5	CF <sub>3</sub> SO <sub>2</sub> Na(2 eq.)	3	CH <sub>3</sub> CN	140	18	66
6	CF <sub>3</sub> SO <sub>2</sub> Na(3 eq.)	3	CH <sub>3</sub> CN	140	18	56(16)
7	CF <sub>3</sub> SO <sub>2</sub> Na(2 eq.)	3	CH <sub>3</sub> CN	140	16	53
8	CF <sub>3</sub> SO <sub>2</sub> Na(2 eq.)	3	CH <sub>3</sub> CN	140	20	65
9	CF <sub>3</sub> SO <sub>2</sub> Na(2 eq.)	3	CH <sub>3</sub> CN	140	24	66
10	CF <sub>3</sub> SO <sub>2</sub> Na(2 eq.)	3	Toluene	140	18	49
11	CF <sub>3</sub> SO <sub>2</sub> Na(2 eq.)	3	DMF	140	18	41
12	CF <sub>3</sub> SO <sub>2</sub> Na(2 eq.)	3	H <sub>2</sub> O	140	18	30
13	CF <sub>3</sub> SO <sub>2</sub> Na(2 eq.)	3	DMSO	140	18	nr
14	CF <sub>3</sub> SO <sub>2</sub> Na(2 eq.)	3	1,4-Dioxane	140	18	nr
15	TMSCF <sub>3</sub> (2 eq.)	3	CH <sub>3</sub> CN	140	18	Trace

<sup>a</sup> Unless otherwise noted, the reaction was carried out with **1a** (0.3 mmol) and solvent CH<sub>3</sub>CN (2 mL), 140 °C, stirred for 18 h in air. <sup>b</sup> Isolated yields.

Table 2 Trifluoromethylation of indoles<sup>a,b</sup>

<sup>a</sup> The reaction was carried with **1** (0.3 mmol),  $\text{CF}_3\text{SO}_2\text{Na}$  (2.0 equiv.) and TBHP (3.0 equiv.) were used in  $\text{CH}_3\text{CN}$  (2 mL) at  $140^\circ\text{C}$  in air for 18 h.  
<sup>b</sup> Isolated yields.

smoothly gave **2b**. We were pleased to observe that 0.507 g of the corresponding product was isolated with the yield being 51% (Fig. 4).

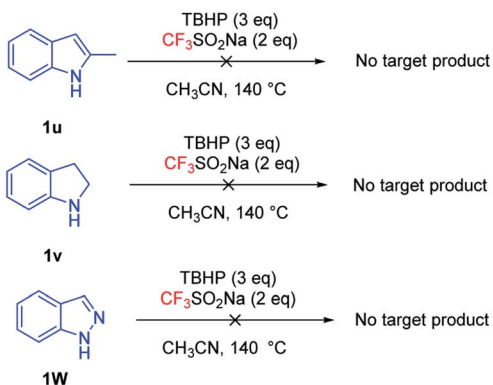


Fig. 3 Trifluoromethylation of other indole derivatives.

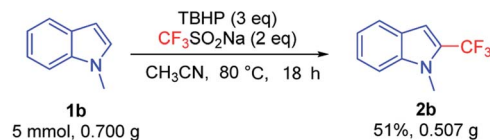


Fig. 4 Gram-scale experiment.

In order to get insights into the reaction mechanism, a series of control experiments were conducted. When 2,2,6,6-tetramethylpiperidine-1-oxyl (TEMPO) (4 equiv.), butylatedhydroxytoluene (BHT) (4 equiv.) or 1,4-benzoquinone (4 equiv.) was respectively added under the standard reaction conditions (Table 1, entry 6), almost no desired products were detected (Fig. 5). In addition, a radical intermediate (molecular weight: 288) was detected by GC-MS when a radical scavenger (BHT) was used. Based on these results, we proposed herein a plausible reaction pathway (Fig. 6).<sup>8a,14</sup> At first, a free radical,  $^t\text{BuO}^\bullet$  (**II**) generated from TBHP (**I**) by heating reacts with a trifluorosulfinate anion to provide the free radical  $\text{CF}_3\text{SO}_2^\bullet$  (**III**). Subsequently, a free radical  $\text{CF}_3^\bullet$  was formed by releasing  $\text{SO}_2$  from the radical  $\text{CF}_3\text{SO}_2^\bullet$  (**III**). The intermediate (**V**) was generated from the radical  $\text{CF}_3^\bullet$  with substrate **1**. TBHP accepted one electron from the intermediate (**V**) to give the intermediate cation (**VI**) and release  $\text{OH}^-$ . Finally, the product **2** was obtained by releasing a proton from the intermediate cation (**VI**).

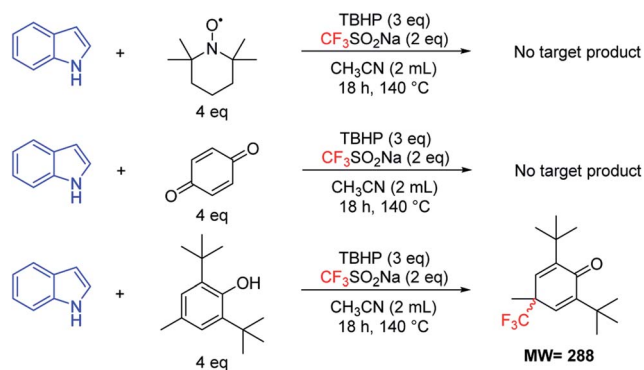


Fig. 5 Control experiments.

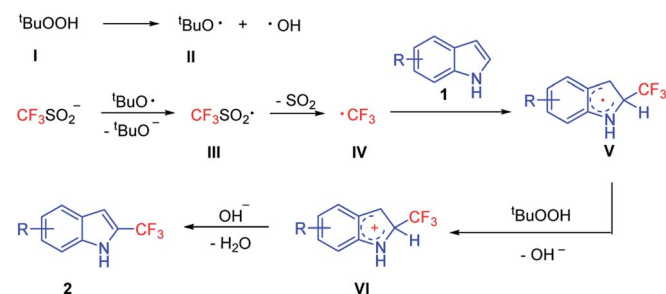


Fig. 6 Proposed mechanism for trifluoromethylation of indoles.

## Conclusions

In summary, we have developed an original method of synthesizing 2-trifluoromethylindoles from indoles with easy-to-handle, cheap and low-toxic  $\text{CF}_3\text{SO}_2\text{Na}$  under metal-free conditions, which selectively proceeded on the C2 position of indoles. High functional group tolerance and moderate to good yield were presented in this transformation. The control experiments provided evidences that the reaction may undergo a free radical pathway. Further applications of 2-trifluoromethylindoles are currently being carried out in our laboratory.

## Conflicts of interest

There are no conflicts to declare.

## Acknowledgements

We thank the financial support from the National Natural Science Foundation of China (51578224).

## Notes and references

- (a) B. Zhang and A. Studer, *Org. Lett.*, 2014, **16**, 1216; (b) J. P. Brand, J. Charpentier and J. Waser, *Angew. Chem., Int. Ed.*, 2009, **48**, 9346; (c) W. Wang, X. Lian, D. Chen, X. Liu, L. Lin and X. Feng, *Chem. Commun.*, 2011, **47**, 7821; (d) L. Han, X. Ma, Y. Liu, Z. Yu and T. Liu, *Org. Chem. Front.*, 2018, **5**, 725; (e) Y. Yamamoto, E. Ohkubo and M. Shibuya, *Adv. Synth. Catal.*, 2017, **359**, 1747; (f) E. Xie, A. Rahman and X. Lin, *Org. Chem. Front.*, 2017, **4**, 1407; (g) B. Ernst, A. Ruehling, B. Wibbeling and F. Glorius, *Chem.–Eur. J.*, 2016, **22**, 4400.
- (a) D. Tu, J. Luo and C. Jiang, *Chem. Commun.*, 2018, **54**, 2514; (b) S. Jana, A. Verma, R. Kadu and S. Kumar, *Chem. Sci.*, 2017, **8**, 6633.
- (a) G. L. Gao, C. Yang and W. Xia, *Chem. Commun.*, 2017, **53**, 1041; (b) Y. Ye, K. P. S. Cheung, L. He and G. C. Tsui, *Org. Chem. Front.*, 2018, **5**, 1511; (c) G. Blay, I. Fernandez, M. Carmen Munoz, J. R. Pedro and C. Vila, *Chem.–Eur. J.*, 2010, **16**, 9117; (d) L. Jiang, W. Yi and Q. Liu, *Adv. Synth. Catal.*, 2016, **358**, 3700.
- (a) B. Chaudhary, M. Diwaker and S. Sharma, *Org. Chem. Front.*, 2018, **5**, 3133; (b) D. A. Nagib and D. W. C. MacMillan, *Nature*, 2011, **480**, 224; (c) D. A. Borokin, S. M. Landge and B. Toeroek, *Chirality*, 2011, **23**, 612; (d) Q. Lou, Y. Ding, D. Xu, G. Liu and J. Zhao, *Adv. Synth. Catal.*, 2017, **359**, 2557.
- (a) C. P. Zhang, Z. L. Wang, Q. Y. Chen, C. T. Zhang, Y. C. Gu and J. C. Xiao, *Angew. Chem., Int. Ed.*, 2011, **50**, 1896; (b) M. S. Wiehn, E. V. Vinogradova and A. Togni, *J. Fluorine Chem.*, 2010, **131**, 951; (c) Y. Huang, S. Suzuki, G. Liu, E. Tokunaga, M. Shiro and N. Shibata, *New J. Chem.*, 2011, **35**, 2614.
- C. Xu, J. Liu, W. Ming, Y. Liu, J. Liu and M. Wang, *Chem.–Eur. J.*, 2013, **19**, 9104.
- (a) S. Seo, J. B. Taylor and M. F. Greaney, *Chem. Commun.*, 2013, **49**, 6385; (b) X. Mu, S. Chen, X. Zhen and G. Liu, *Chem.–Eur. J.*, 2011, **17**, 6039.
- (a) B. R. Langlois, E. Laurent and N. Roidot, *Tetrahedron Lett.*, 1991, **32**, 7525; (b) S. A. Miller, B. van Beek, T. A. Hamlin, F. M. Bickelhaupt and N. E. Leadbeater, *J. Fluorine Chem.*, 2018, **214**, 94; (c) Y. Ji, T. Brueckl, R. D. Baxter, Y. Fujiwara, I. B. Seiple, S. Su, D. G. Blackmond and P. S. Baran, *Proc. Natl. Acad. Sci. U. S. A.*, 2011, **108**, 14411.
- (a) E. Mejía and A. Togni, *ACS Catal.*, 2012, **2**, 521; (b) R. Shimizu, H. Egami, T. Nagi, J. Chae, Y. Hamashima and M. Sodeoka, *Tetrahedron Lett.*, 2010, **51**, 5947; (c) L. Hu, X. Chen and G. Zhu, *Chem. Commun.*, 2016, **52**, 6845; (d) S. P. Pitre, C. D. McTiernan, H. Ismaili and J. C. Scaiano, *ACS Catal.*, 2014, **4**, 2530; (e) J. Liu, L. Li, L. Yu, L. Tang, Q. Chen and M. Shi, *Adv. Synth. Catal.*, 2018, **360**, 2959; (f) Y.-T. He, Q. Wang, J. Zhao, X.-Z. Wang, Y.-F. Qiu, Y.-C. Yang, J.-Y. Hu, X.-Y. Liu and Y.-M. Liang, *Adv. Synth. Catal.*, 2015, **357**, 3069.
- (a) Z. Wang, F. Ge, W. Wan, H. Jiang and J. Hao, *J. Fluorine Chem.*, 2007, **128**, 1143; (b) N. Iqbal, S. Choi, E. Ko and E. J. Cho, *Tetrahedron Lett.*, 2012, **53**, 2005; (c) M. Chen, Z.-T. Huang and Q.-Y. Zheng, *Chem. Commun.*, 2012, **48**, 11686; (d) B. Torok, M. Abid, G. London, J. Esquibel, M. Torok, S. C. Mhadgut, P. Yan and G. K. S. Prakash, *Angew. Chem., Int. Ed.*, 2005, **44**, 3086; (e) P. Li, G. Zhao and S. Zhu, *Chin. J. Chem.*, 2011, **29**, 2749; (f) Y. Hui, W. Chen, W. Wang, J. Jiang, Y. Cai, L. Lin, X. Liu and X. Feng, *Adv. Synth. Catal.*, 2010, **352**, 3174.
- R. Rey-Rodriguez, P. Retailleau and P. Bonnet and I. Gillaizeau, *Chem.–Eur. J.*, 2015, **21**, 3572.
- W. J. Choi, S. Choi, K. Ohkubo, S. Fukuzumi, E. J. Cho and Y. You, *Chem. Sci.*, 2015, **6**, 145.
- (a) B. Chang, H. Shao, P. Yan, W. Qiu, Z. Weng and R. Yuan, *ACS Sustainable Chem. Eng.*, 2016, **5**, 334; (b) Y. Zhang, X. Han, J. Zhao, Z. Qian, T. Li and Y. Tang, *Adv. Synth. Catal.*, 2018, **360**, 2659; (c) L. Jiang, J. Qian, W. Yi, G. Lu, C. Cai and W. Zhang, *Angew. Chem., Int. Ed.*, 2015, **54**, 14965.
- X. Shi, X. Li, L. Ma and D. Shi, *Catalysts*, 2019, **9**, 278.
- C. P. Wang and G. F. Jiang, *Tetrahedron Lett.*, 2017, **58**, 1747.