

SCIENTIFIC REPORTS

OPEN

Erratum: Molecular analysis of the factorless internal ribosome entry site in *Cricket Paralysis virus* infection

Craig H. Kerr, Zi Wang Ma, Christopher J. Jang, Sunnie R. Thompson & Eric Jan

Scientific Reports 6:37319; doi: 10.1038/srep37319; published online 17 November 2016; updated on 04 April 2017

This Article contains an error in Figure 2 in the column labelled 'Nucleotide(s)', row 'mSLV-L2'. The subscript text '6144-45' is missing between GC and CU. In addition, there is an error in the mutation column where mVLR is incorrectly given as VLRm. The correct Figure 2 appears below as Figure 1.

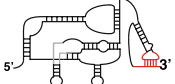
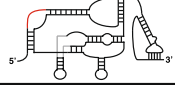
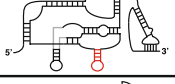
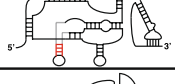
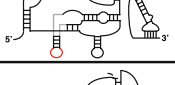
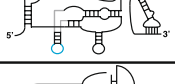
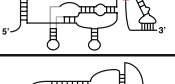
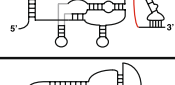

Mutation	Nucleotide(s)	Region	Effect on the IRES	Reference
Δ PKI	CC ₆₂₁₄₋₁₅ GG		Disrupts 80S ribosome positioning at the GCU	13
mL1.1a	G ₆₀₃₈ C		Interferes with 60S subunit joining	15
mSLIV	AUUU ₆₁₁₁₋₁₄ UAAA		Reduces IRES activity >90% (loss of eS7 interactions?)	13
mSLV-S	CAC ₆₁₄₈₋₅₀ GUG		Reduces IRES activity >90% (disrupts 40S subunit interactions)	13
mSLV-L1	CA ₆₁₄₂₋₄₃ GU		Reduces IRES activity >90% (loss of eS25 contacts?)	13
mSLV-L2	GC ₆₁₄₄₋₄₅ CU		?	-
mVLR	A ₆₂₀₅ U		Reduces IRES activity ~50%	32
VLR (G-rich)	A ₆₂₀₄ G & AA ₆₂₀₈₋₉ GG		Inhibits IRES activity; blocks translocation	31
ePKI	UA ₆₁₉₀₋₉₁ GC & UA ₆₂₁₂₋₁₃ GC		Enhances IRES activity 2.0-fold <i>in vitro</i>	-

Figure 1.



This work is licensed under a Creative Commons Attribution 4.0 International License. The images or other third party material in this article are included in the article's Creative Commons license, unless indicated otherwise in the credit line; if the material is not included under the Creative Commons license, users will need to obtain permission from the license holder to reproduce the material. To view a copy of this license, visit <http://creativecommons.org/licenses/by/4.0/>

© The Author(s) 2017