

Cite this: *RSC Adv.*, 2019, 9, 7479

An efficient Nozaki–Hiyama allenylation promoted by the acid derived MIL-101 MOF†

Yi Luan, ^a Zonghui Cai, ^a Xiujuan Li, ^a Daniele Ramella, ^b Zongcheng Miao^c and Wenyu Wang^{*d}

A concise synthesis of the sulfonic acid-containing MIL-101 MOF catalyst was reported using commercially available materials. A series of characterization of as-synthesized MIL-101-SO₃H including SEM, XRD, FTIR, BET and TGA was also demonstrated. Using MIL-101-SO₃H as a catalyst, an efficient Nozaki–Hiyama allenylation reaction was achieved to generate various polyfunctionalized α -allenic alcohols in high yield and good selectivity. Taking advantage of the high acidity of the MIL-101-SO₃H MOF structure, such transformations were also achieved under mild reaction conditions and short reaction times. Based on our observed evidence during this study, a mechanism was proposed involving a substrate activation/ γ -nucleophilic addition reaction sequence. In addition, the MIL-101-SO₃H catalyst can be recycled ten times during the Nozaki–Hiyama allenylation reaction without compromising the yield and selectivity.

Received 22nd November 2018
Accepted 9th February 2019

DOI: 10.1039/c8ra09600g

rsc.li/rsc-advances

Introduction

Allenes have proven to be versatile and useful intermediates or synthons¹ for synthesis of drug-like molecules or natural products due to the existence of two orthogonal π -bonds.² Recently, α -allenic alcohols have drawn much attention because they can be easily transformed to dihydrofurans³ and cyclopropanes,⁴ and iodination of the allene could provide subsequent access to vinyl epoxides,⁵ *syn*-1,2-diols⁶ and *syn*-1,2-amino alcohols⁷ in high diastereoselectivities. Synthesis of α -allenic alcohols has been achieved through allenylation of carbonyls with allenyl metal or propargyl metal species.^{2f} However, controlling the formation of allenols over homopropargyl alcohols is challenging due to the facile isomerization between the allenyl metal and the corresponding propargyl metal species, especially given the fact that propargyl alcohols are generally thermodynamically favored over the allenols.

Recently, metal–organic frameworks (MOFs) have emerged as a new class of solid catalysts,⁸ by virtue of their highly tailorable nature, porous structure and large surface area.⁹ Incorporation of Brønsted acidity into MOFs materials have also been developed and due to their well-defined porous acidic micro

structure, they have been used as the efficient solid catalysts for several catalytic transformations.¹⁰ Among all the reported examples, a stable and recyclable MOF structure bearing sulfonic acid functionality can serve as a low pK_a catalytic material,¹¹ and we eventually choose to use a chemically stable and previously described MIL-101-SO₃H MOF in our catalytic reaction development study.¹² Due to its chemical and physical stabilities, MIL-101-SO₃H has been utilized as an efficient catalyst for several organic reactions.¹³

Herein, we reported a highly efficient Nozaki–Hiyama allenylation reaction catalyzed by MIL-101-SO₃H MOF using propargyl boronates, which provided rapid access to the α -allenic alcohol products. This newly synthesized MIL-101-SO₃H catalyst bearing aromatic sulfonic acid groups was obtained using commercially available monosodium 2-sulfoterephthalate. A broad scope of propargyl boronates and aldehydes were tested to be tolerable under the optimal reaction conditions with high catalytic reactivities. Furthermore, the as-synthesized MIL-101-SO₃H catalyst can be readily filtered and separated from the allenylation reaction mixture. Recycling the MIL-101-SO₃H up to ten times doesn't compromise yield or selectivity of the benzaldehyde allenylation.

^aSchool of Materials Science and Engineering, University of Science and Technology Beijing, 30 Xueyuan Road, Haidian District, Beijing 100083, P. R. China. E-mail: yiluan@ustb.edu.cn

^bDepartment of Chemistry, Temple University-Beury Hall, 1901, N. 13th Street, Philadelphia, PA 19122, USA

^cKey Laboratory of Organic Polymer Photoelectric Materials, School of Science, Xijing University, Xi'an, 710123, China

^dBroad Institute, 415 Main Street, Cambridge, Massachusetts 02142, USA

† Electronic supplementary information (ESI) available. See DOI: 10.1039/c8ra09600g

Results and discussion

MIL-101-SO₃H can be readily synthesized and purified according to the reported hydrothermal methods as a crystalline powder.¹⁴ It is isostructural to MIL-101 (Fig. 1), and thus has the same pore structures. The SEM images of MIL-101-SO₃H showed (Fig. 1) the rectangular crystals of MIL-101-SO₃H are evenly distributed with a size of 200 nm.



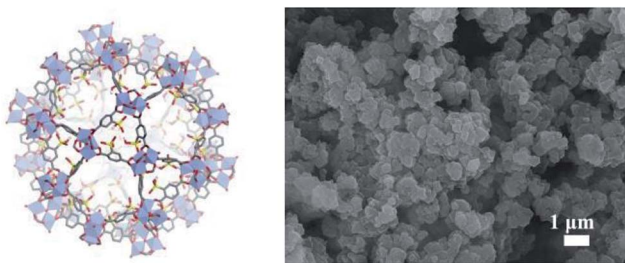


Fig. 1 The detailed structure of MIL-101-SO₃H and its SEM image.

Subsequently, powder X-ray diffraction (PXRD) measurements were conducted (Fig. 2) and showed good agreement with literature values.¹⁵ In addition, the obtained XRD data of MIL-101-SO₃H demonstrated high similarity to the XRD patterns of the MIL-101, which also indicated our successful preparation of the MIL-101-SO₃H MOF.

The specific surface areas of the products were then analyzed by N₂ adsorption–desorption measurements at 77 K. As shown in Fig. 3, the trace of the MIL-101-SO₃H showed a type-I isotherm. N₂ gas sorption isotherms reveal a Brunauer–Emmett–Teller (BET) surface area of 1243 m² g^{−1}.

Additionally, the thermal structural stabilities of MIL-101-SO₃H were examined by thermal gravimetric analysis (TGA). A weight loss at about 300 °C was observed during the TGA measurement,¹⁶ which indicated high thermal stability of the acid derived MIL-101-SO₃H sample, which should provide reliable stability during the catalytic reaction temperature range (Fig. 4).

With the MOF catalyst in hand, we started our catalytic Nozaki–Hiyama allenylation reaction studies. Several reaction factors such as nature of the catalyst and solvent, were tested in order to reveal the optimal reaction condition (Table 1). First, a control experiment was performed to study the background rate of the allenylation reaction of propargyl boronate **1a**. As expected, no conversion was observed for propargyl boronate **1a** in the absence of catalyst or using biphenol as the catalyst (Table 1, entries 1–2) suggesting that a low p*K*_a acid is indeed

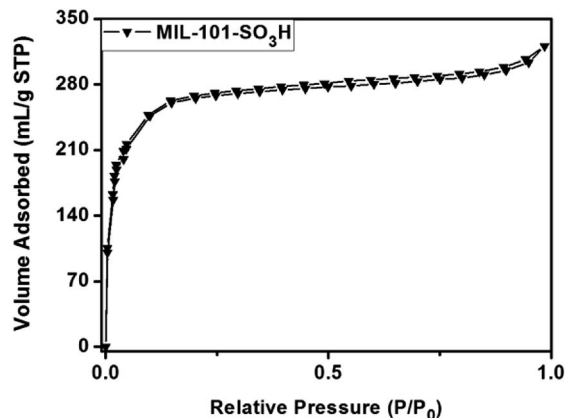


Fig. 3 N₂ adsorption–desorption isotherm of MIL-101-SO₃H.

necessary for the reaction to occur. Subsequently, HCl showed modest yield at 1 mol% catalytic loading and the reaction was slow due to the low catalyst loading and undesired α -addition byproduct **4a** (Table 1, entry 3) was also observed. *p*-TsoH provided satisfying yield and selectivity at 1 mol% catalyst loading, despite the fact it is not recyclable and being corrosive to several equipments (Table 1, entry 4). As expected, MIL-101 bearing no acidic functional group provided only traces of product at 23 °C in CH₂Cl₂ solvent (Table 1, entry 5). We expect metal–organic framework material bearing –SO₃H can provide the high reaction efficiency and recyclable nature at the same time. Our previously reported UiO-66-RSO₃H indeed provided an increase for the yield.¹⁷ However, alkyl sulfonic acid functional group inside the UiO-66-RSO₃H catalyst was not acidic enough to provide the quantitative conversion (Table 1, entry 6). In contrast, 1 mol% MIL-101-SO₃H showed almost quantitative conversion and over 99% selectivity for the allenylation **1a**.¹⁷ The greatly enhanced acidity could efficiently allow the rearrangement of boronate for γ -nucleophilic addition to aldehyde to provide the desired α -allenlic alcohol **2a** in excellent yield (Table 1, entry 7). Toluene gave almost comparable yield for the allenylation reaction (Table 1, entry 8). Polar nonprotic/protic solvents, such as THF and ethanol, gave decent yield of the

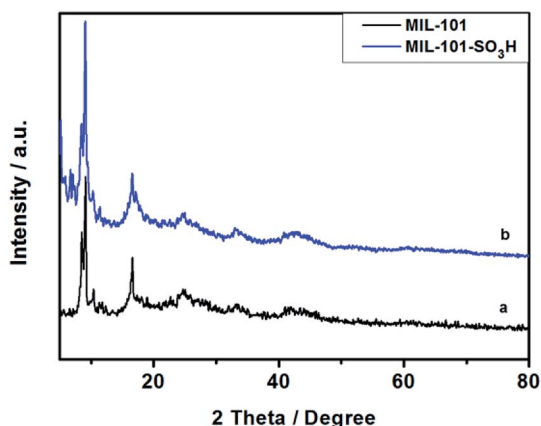


Fig. 2 Powder XRD patterns of (a) MIL-101 and (b) MIL-101-SO₃H.

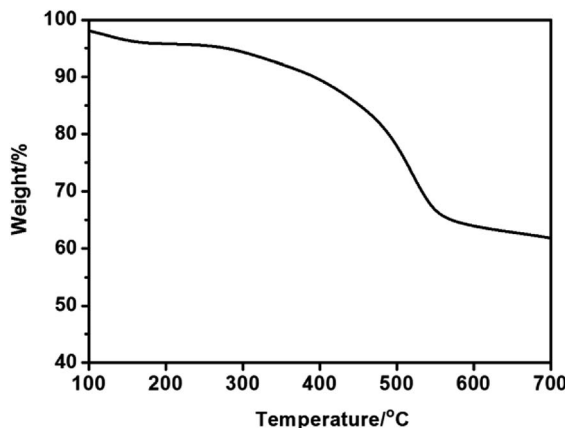
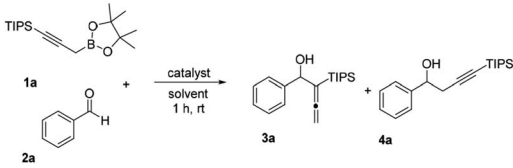


Fig. 4 TGA of MIL-101-SO₃H.

Table 1 Reaction condition optimization for allenylation reaction^a


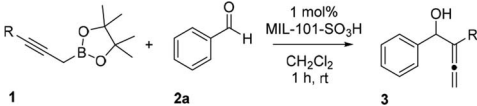
Entry	Catalyst	Solvent	Yield of 3a	Selectivity
1	—	CH ₂ Cl ₂	<5%	N.A.
2	Biphenol	CH ₂ Cl ₂	<5%	N.A.
3	HCl	CH ₂ Cl ₂	53%	71%
4	<i>p</i> -TsOH	CH ₂ Cl ₂	91%	99%
5	MIL-101	CH ₂ Cl ₂	<5%	N.A.
6	UiO-66-RSO ₃ H	CH ₂ Cl ₂	77%	96%
7	MIL-101-SO ₃ H	CH ₂ Cl ₂	99%	99%
8	MIL-101-SO ₃ H	PhCH ₃	98%	99%
9	MIL-101-SO ₃ H	THF	68%	99%
10	MIL-101-SO ₃ H	EtOH	44%	99%
11	MIL-101-SO ₃ H	DMF	23%	99%

^a Reaction condition: 1 mol% catalyst, TIPS propargyl boronate **1a** and benzaldehyde **2a** were stirred in the solvent (0.2 M) for 1 h at room temperature.

desired allenylation product with diminished yields (Table 1, entries 9–10). Mildly basic solvent, DMF was not suitable for the acidic heterogeneous MIL-101-SO₃H promoted allenylation reaction (Table 1, entry 11). Further solvent evaluation indicated that dichloromethane is the optimal reaction solvent for further allenylation reaction studies (Table 1, entries 7–11). Optimization of catalyst structure demonstrated that MIL-101-SO₃H can efficiently catalyze the allenylation reaction using propargyl boronates and aldehyde as the starting material.

With an optimal catalyst and reaction condition identified, the scope of propargyl boronate reaction partners were next investigated. Simple TIPS-protected boronate **1a** and benzaldehyde **2a** resulted in quantitative formation of **3a** without any undesired propargyl α -addition byproduct (Table 2, entry 1). Phenyl substituted propargyl boronate **1b** also tolerated this chemistry, which gave allenyl alcohol **3b** in 95% yield. The 1,1-disubstituted vinyl moiety on **1c** is known to undergo protonation to generate a stabilized tertiary carbocation which potentially provide us a diminished yield of the desired allenylation product. Gratifyingly, the complex vinylpropargyl borate **1c** also gave desired **3c** in excellent yield (Table 2, entry 3) under identical reaction condition, which illustrated the versatility of MIL-101-SO₃H as a catalyst in this reaction. Consistently, acid labile substrate **1d** also provided desired product **3d** in great yield without losing TBS group (Table 2, entry 4).

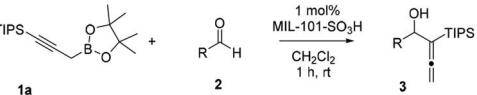
We next examined MIL-101-SO₃H catalyst in allenylation of a wide variety of aldehydes (Table 3). Electronic rich and deficient benzaldehydes as well as polyaromatic benzaldehyde (**2e–2h**) were all shown to be tolerant for such transformation, as well as a heterocyclic aldehyde such as furfurals (**2i** and **2j**). The

Table 2 Nucleophile (boronate) variations for allenylation reaction^a


Entry	Boronate	Product	Yield
1	1a	3a	99%
2	1b	3b	98%
3	1c	3c	95%
4	1d	3d	97%

^a Reaction condition: 1 mol% MIL-101-SO₃H, propargyl boronate **1** and benzaldehyde **2a** were stirred in CH₂Cl₂ for 1 h at room temperature.

α,β -unsaturated aldehyde **2k** was also tested and only the desired addition product was observed in 95% yield, although boronates are known to undergo 1,4-addition into enones. More challenging aliphatic aldehydes (**2l–2n**, **2p**) also provide

Table 3 Electrophile (aldehyde) variations for allenylation reaction^a


R = aryl, heteroaryl, vinyl, alkyl

3e , 99% yield	3f , 93% yield	3g , 91% yield
3h , 97% yield	3i , 91% yield	3j , 94% yield
3k , 95% yield	3l , 95% yield	3m , 98% yield
3n , 97% yield	3o , 97% yield	3p , 98% yield

^a Reaction condition: 1 mol% MIL-101-SO₃H, propargyl boronate **1** and benzaldehyde **2a** were stirred in CH₂Cl₂ for 1 h time at room temperature.

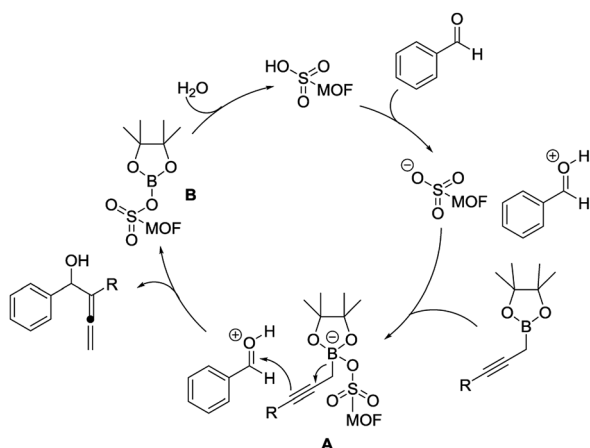
excellent yields and selectivity. Furthermore, alkene aldehydes (**2k**, **2o**) were shown to be well tolerant in our catalytic system to provide corresponding allenic alcohols in more than 95% yields.

A detailed reaction mechanism has been proposed. First, the Brønsted acidic site on MIL-101-SO₃H catalyst would activate the aldehyde substrate by protonation, and simultaneously, the generated sulfonate anion on the backbone of the MOF catalyst could further activate the boronate species to form intermediate **A** (Scheme 1). Therefore, by using our heterogeneous catalyst MIL-101-SO₃H formation of the key zwitterionic intermediate **A** could introduce a better reactant approximation for the ideal reactivity to occur whereas using traditional acid, such as HCl, would bring less control of the desired reactivity which lead to formation of the undesired propargyl alcohols (*cf.* Table 1). The well-defined porous structure of the catalyst will facilitate this double activation of both reactant and trigger the desired γ -nucleophilic addition from boronate to the aldehyde.

However, if such double activation did not work properly, the undesired α -nucleophilic addition could also happen to give the propargyl byproduct. Subsequently, the catalyst could be regenerated by hydrolysis of borate intermediate **B**.

Additionally, we tested recyclability of the acidic MIL-101-SO₃H catalyst and showed that it can be recycled up to ten times without compromising the yield and selectivity of the allenylation reaction of aldehyde **1a**. The recyclability of the MIL-101-SO₃H catalyst was evaluated using TIPS-propargyl boronate **1a** in 2 mL of CH₂Cl₂ at room temperature. As for MIL-101-SO₃H, the yield of desired **3a** remained 98% after usage of the same recycled catalyst with 10 batches of fresh reagent (Fig. 5).

A hot filtration test was also performed for the MIL-101-SO₃H catalyzed allenylation reaction. After 20 minutes of reaction, the solid MIL-101-SO₃H catalyst was filtered off and at this point, the allenylation of aldehyde **1a** did not further proceed, which further suggested no acid leaching into the reaction solution (Fig. 6). Meanwhile SEM images and X-ray powder diffraction spectrum of the MIL-101-SO₃H catalyst were also recorded after ten allenylation reaction cycles. These data were found to be identical to those of the freshly prepared catalyst (Fig. S1 and



Scheme 1 Proposed reaction mechanism.

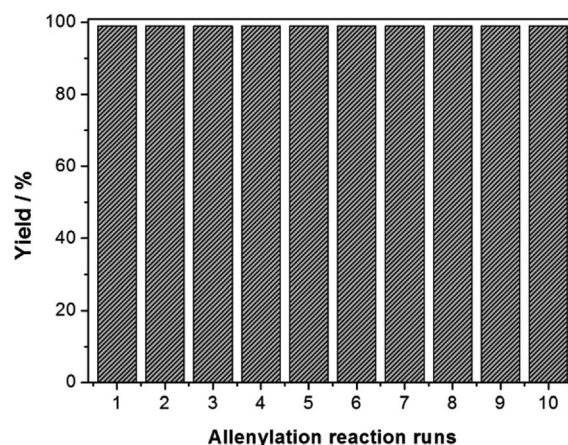


Fig. 5 MIL-101-SO₃H catalyst recycling test for the allenylation of **1a**.

S2[†]), which also suggested the high chemical stability of the MIL-101-SO₃H catalyst.

Experimental

Synthetic procedures

General procedure for synthesis of MIL-101-SO₃H. MIL-101 and MIL-101-SO₃H were prepared according to the literature.^{14,18}

General procedure for synthesis of propargyl boronates. Modified from the procedure by Brown *et al.*¹⁹ (triisopropylsilyl) acetylene (5 g, 27.5 mmol) was added to a solution of LDA (26.3 mmol) in dry THF (60 mL) previously cooled to 78 °C under argon and allowed to stir for 1 h. 2-(Iodomethyl)-4,4,5,5-tetramethyl-1,3,2-dioxaborolane (6.7 g, 25 mmol) was then added in one portion. After an additional 30 min of stirring, the reaction allowed to warm to room temperature and was left overnight without stirring. The reaction was then cooled to 0 °C and 2 M anhydrous HCl in diethyl ether (13.75 mL, 27.5 mmol) was added carefully dropwise with vigorous stirring. The

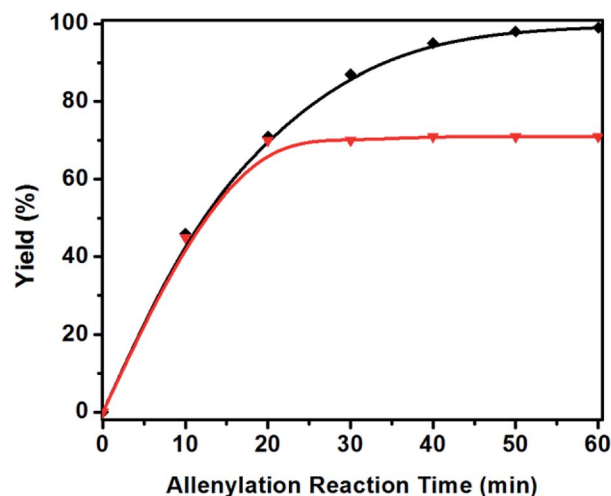


Fig. 6 MIL-101-SO₃H catalyst hot filtration test.

precipitate was then filtered off and the solvent removed. The resulting residue was extracted with pentane (100 mL for 3 times) and the extracts combined and cooled to $-78\text{ }^{\circ}\text{C}$ overnight. The pentane solution was warmed to room temperature and then decanted into an oven-dried 500 mL flask and solvent then removed.

General procedure for synthesis of α -allenic alcohols. A 10 mL round-bottom flask was charged with stir bar under open air. To the flask was added MIL-101-SO₃H (0.005 mmol based on -SO₃H group) and propargyl boronate **1a** (177 mg, 0.55 mmol) then dissolved in CH₂Cl₂ (2 mL). The mixture was stirred at room temperature for 5 minutes. Then benzaldehyde **2a** (51 μ L, 0.5 mmol) was added and stirred for 1 h. The organic layer was separated and the aqueous layer extracted with hexanes and the product purified by flash silica gel chromatography (1–5% acetone in hexanes or 100% DCM) to afford **3a** as a colorless oil.

Reusability of the MIL-101-SO₃H catalyst. For the recyclability test of the MIL-101-SO₃H catalyst, the catalytic reactions were performed under the same optimized conditions in dichloromethane for 1 h using the recovered MIL-101-SO₃H catalyst. A leaching study of the MIL-101-SO₃H catalyst was conducted; the mother liquor was filtered and the supernatant was re-evaluated using fresh starting material under optimized catalytic conditions.

Conclusions

In conclusion, a heterogeneous MIL-101-SO₃H catalyst bearing an aromatic sulfonic acid group was synthesized and applied to allenylation reaction of aldehydes for the efficient synthesis α -allenic alcohols. Simple reaction setup using mild reaction conditions and low catalyst loadings are hallmarks of this MOF promoted allenylation methodology. The MIL-101-SO₃H promoted reaction was found to be general for aldehydes and the ability to vary the alkyne substitution on the boronate, which makes this methodology a powerful tool for the generation of a wide range of α -allenic alcohol products. The structural morphology and properties of MIL-101-SO₃H were fully characterized by SEM, XRD, TGA, FTIR and BET. The newly developed MIL-101-SO₃H showed higher reaction efficiency and selectivity in the allenylation reaction at 1 mol% catalyst loadings in comparison with several other catalyst systems. The high chemical stability of the MIL-101-SO₃H catalyst was due to its strong covalent bond, and did not suffer from leaching. Further studies involving new synthetic applications of the MIL-101-SO₃H catalyst are currently in progress and will be reported in the due course.

Conflicts of interest

There are no conflicts to declare.

Acknowledgements

This work is supported by Beijing Natural Science Foundation (No. 2172037) and National Natural Science Foundation of China (No. 51673157). We also thank the Natural Science Basic

Research Plan in Shaanxi Province of China (No. 2018JQ5028, No. 2017JM5134 and No. 2018JM5047) and the Science Research Foundation of Xijing University (Grant No. XJ16T02) for financial support.

Notes and references

- 1 J. A. Marshall, B. W. Gung and M. L. Grachan, in *Modern Allene Chemistry*, ed. N. Krause and A. S. K. Hashmi, Wiley-VCH, Weinheim, 2004.
- 2 (a) S. Ma and S. Zhao, *J. Am. Chem. Soc.*, 2001, **123**, 5578; (b) N. Krause, A. Hoffmann-Roeder and J. Canisius, *Synthesis*, 2002, 1759; (c) B. Alcaide, P. Almendros and C. Aragoncillo, *Chem.–Eur. J.*, 2002, **8**, 1719; (d) D. Xu, Z. Li and S. Ma, *Chem.–Eur. J.*, 2002, **8**, 5012; (e) E. Yoneda, S. Zhang, D. Zhou, K. Onitsuka and S. Takahashi, *J. Org. Chem.*, 2003, **68**, 8571; (f) W. Wang, A. Clay, R. Krishnan, N. J. Lajkiewicz, L. E. Brown, J. Sivaguru and J. A. Porco Jr, *Angew. Chem., Int. Ed.*, 2017, **56**, 14479; (g) C. Qi, W. Wang, K. D. Reichl, J. McNeely and J. A. Porco Jr, *Angew. Chem., Int. Ed.*, 2018, **57**, 2101; (h) S. Liu, W. Wang, L. E. Brown, C. Qiu, N. J. Lajkiewicz, T. Zhao, J. Zhou, J. A. Porco Jr and T. Wang, *EBioMedicine*, 2015, **11**, 1600; (i) W. Wang, R. Cencic, L. Whitesell, J. Pelletier and J. A. Porco Jr, *Chem.–Eur. J.*, 2016, **22**, 12006; (j) C. Mukai, I. Nomura and S. Kitagaki, *J. Org. Chem.*, 2003, **68**, 1376; (k) A. S. K. Hashima, M. C. Blanco, D. Fischer and J. W. Bats, *Eur. J. Org. Chem.*, 2006, **2006**, 1387; (l) H. C. Brown, U. R. Khire and G. Narla, *J. Org. Chem.*, 1995, **60**, 8130.
- 3 (a) A. Hoffmann-Röder and N. Krause, *Org. Lett.*, 2001, **3**, 2537; (b) F. Zamani, S. G. Pyne and C. J. T. Hyland, *J. Org. Chem.*, 2017, **82**, 6819; (c) R. R. Tata and M. Harmata, *Org. Lett.*, 2016, **18**, 5684; (d) B. Yang, C. Zhu, Y. Qiu and J. Bäckvall, *Angew. Chem., Int. Ed.*, 2016, **55**, 5568.
- 4 (a) M. Tomoya, N. Takayuki, B. Tsuneaki and M. Masahiro, *Chem. Lett.*, 2015, **44**, 700; (b) H. K. Grover, M. R. Emmett and M. A. Kerr, *Org. Biomol. Chem.*, 2015, **13**, 655; (c) H. Hori, S. Arai and A. Nishida, *Adv. Synth. Catal.*, 2017, **359**, 1170; (d) M. Yasui, R. Ota, C. Tsukano and Y. Takemoto, *Nat. Commun.*, 2017, **8**, 674.
- 5 R. W. Friesen and M. Blouin, *J. Org. Chem.*, 1993, **58**, 1653.
- 6 (a) R. W. Friesen and A. Giroux, *Tetrahedron Lett.*, 1993, **34**, 1867; (b) C. S. Adams, R. D. Grigg and J. M. Schomaker, *Chem. Sci.*, 2014, **5**, 3046.
- 7 R. W. Friesen and A. E. Kolaczewska, *J. Org. Chem.*, 1991, **56**, 4888.
- 8 Y. Huang, J. Liang, X. Wang and R. Cao, *Chem. Soc. Rev.*, 2017, **46**, 126.
- 9 (a) X. Cao, C. Tan, M. Sindoro and H. Zhang, *Chem. Soc. Rev.*, 2017, **46**, 2660; (b) Q. Yang, Q. Xu and H. Jiang, *Chem. Soc. Rev.*, 2017, **46**, 4774.
- 10 J. Jiang and O. M. Yaghi, *Chem. Rev.*, 2015, **115**, 6966.
- 11 (a) J. Juan-Alcaniz, R. Giellisse, A. B. Lago, E. V. Ramos-Fernandez, P. Serra-Crespo, T. Devic, N. Guillou, C. Serre, F. Kapteijn and J. Gascon, *Catal. Sci. Technol.*, 2013, **3**, 2311; (b) A. Klinkebiel, N. Reimer, M. Lammert, N. Stock and U. Luning, *Chem. Commun.*, 2014, **50**, 9306; (c) H. Li,

- K. Wang, D. Feng, Y. Chen, W. Verdegaal and H. Zhou, *ChemSusChem*, 2016, **9**, 2832.
- 12 H. Li, K. C. Wang, D. W. Feng, Y. P. Chen, W. Verdegaal and H. C. Zhou, *ChemSusChem*, 2016, **9**, 2832.
- 13 (a) M. B. Boroujeni, A. Hashemzadeh, M. T. Faroughi, A. Shaabani and M. M. Amini, *RSC Adv.*, 2016, **6**, 100195; (b) M. Saikia and L. Saikia, *RSC Adv.*, 2016, **6**, 15846.
- 14 Y. Zhou, Y. Chen, Y. Hu, G. Huang, S. Yu and H. Jiang, *Chem.–Eur. J.*, 2014, **20**, 14976.
- 15 G. Chang, M. Huang, Y. Su, H. Xing, B. Su, Z. Zhang, Q. Yang, Y. Yang, Q. Ren, Z. Bao and B. Chen, *Chem. Commun.*, 2015, **51**, 2859.
- 16 (a) Y. Luan, Y. Qi, H. Gao, R. S. Andriamitantoa, N. Zheng and G. Wang, *J. Mater. Chem. A*, 2015, **3**, 17320; (b) X. Du, X. Li, H. Tang, W. Wang, D. Ramella and Y. Luan, *New J. Chem.*, 2018, **42**, 12722.
- 17 (a) Y. Luan, N. Zheng, Y. Qi, J. Yu and G. Wang, *Eur. J. Inorg. Chem.*, 2014, **2014**, 4268; (b) J. Zhao, W. Wang, H. Tang, D. Ramella and Y. Luan, *Mol. Catal.*, 2018, **456**, 57; (c) Y. Qi, Y. Luan, J. Xu, X. Peng and G. Wang, *Chem.–Eur. J.*, 2014, **20**, 1–10.
- 18 (a) G. Akiyama, R. Matsuda, H. Sato, M. Takata and S. Kitagawa, *Adv. Mater.*, 2011, **23**, 3294; (b) G. Ferey, C. Mellot-Draznieks, C. Serre, F. Millange, J. Dutour, S. Surble and I. Margiolaki, *Science*, 2005, **309**, 2040.
- 19 H. C. Brown, C. D. Roy and R. Soundararajan, *Tetrahedron Lett.*, 1997, **38**, 765.