



Crystal structure of bis[μ -bis(diphenylphosphanyl)methane- $\kappa^2P:P'$]- μ -chlorido-chlorido-1 κ Cl-(1-phenylthiourea-2 κ S)-disilver acetonitrile hemisolvate

Arunpatcha Nimthong-Roldán,^a Janejira Ratthiwal^b and Yupa Wattanakajana^{b*}

^aDepartment of Chemistry, Youngstown State University, 1 University Plaza, 44555 Youngstown, OH, USA, and ^bDepartment of Chemistry, Faculty of Science, Prince of Songkla University, Hat Yai, Songkhla 90112, Thailand. *Correspondence e-mail: yupa.t@psu.ac.th

Received 4 May 2015; accepted 9 May 2015

Edited by T. J. Prior, University of Hull, England

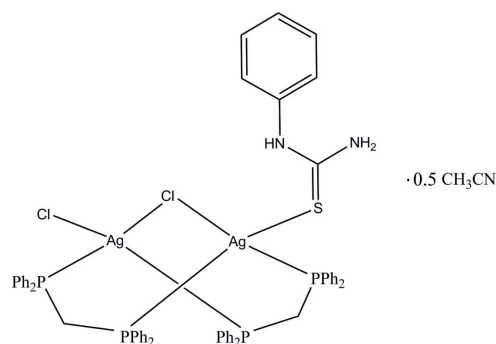
In the dinuclear title complex, $[\text{Ag}_2\text{Cl}_2(\text{C}_7\text{H}_8\text{N}_2\text{S})(\text{C}_{25}\text{H}_{22}\text{P}_2)_2] \cdot 0.5\text{CH}_3\text{CN}$, each Ag^{I} ion displays a distorted tetrahedral coordination geometry with two P atoms from two bis(diphenylphosphanyl)methane (dppm) ligands, one bridging chloride ion, one terminal chloride ion and one terminal S atom from the N,N' -phenylthiourea (ptu) ligand. The dppm ligands and the bridging chloride ion force the two Ag atoms into close proximity, with a short $\text{Ag} \cdots \text{Ag}$ separation of 3.2064 (2) Å. In the crystal, complex molecules are linked by $\text{N}-\text{H} \cdots \text{Cl}$ hydrogen bonds forming a dimer. The dimers are linked *via* weak $\text{C}-\text{H} \cdots \text{Cl}$ hydrogen bonds forming a two-dimensional supramolecular architecture in the yz plane. In addition, an intramolecular $\text{N}-\text{H} \cdots \text{Cl}$ hydrogen bond is observed.

Keywords: crystal structure; silver complex; N,N' -phenylthiourea; hydrogen bonding.

CCDC reference: 1064097

1. Related literature

For the studies of silver(I) complexes containing phosphine and sulfur co-donor ligands, see: Zhang *et al.* (2003); Wattanakajana *et al.* (2013). For their various applications such as antimicrobial activities, see: Isab *et al.* (2010); Nawaz *et al.* (2011).



2. Experimental

2.1. Crystal data

$[\text{Ag}_2\text{Cl}_2(\text{C}_7\text{H}_8\text{N}_2\text{S})(\text{C}_{25}\text{H}_{22}\text{P}_2)_2] \cdot 0.5\text{C}_2\text{H}_3\text{N}$
 $M_r = 2456.22$
 Monoclinic, $C2/c$
 $a = 30.6130$ (12) Å
 $b = 16.5078$ (4) Å
 $c = 21.7975$ (6) Å

$\beta = 97.129$ (2)°
 $V = 10930.3$ (6) Å³
 $Z = 4$
 Mo $K\alpha$ radiation
 $\mu = 1.01$ mm⁻¹
 $T = 100$ K
 $0.38 \times 0.27 \times 0.05$ mm

2.2. Data collection

Bruker AXS D8 Quest CMOS diffractometer
 Absorption correction: multi-scan (SADABS; Bruker, 2014)
 $T_{\text{min}} = 0.564$, $T_{\text{max}} = 0.746$

43370 measured reflections
 13309 independent reflections
 11256 reflections with $I > 2\sigma(I)$
 $R_{\text{int}} = 0.038$

2.3. Refinement

$R[F^2 > 2\sigma(F^2)] = 0.031$
 $wR(F^2) = 0.076$
 $S = 1.09$
 13309 reflections

628 parameters
 H-atom parameters constrained
 $\Delta\rho_{\text{max}} = 1.11$ e Å⁻³
 $\Delta\rho_{\text{min}} = -0.82$ e Å⁻³

Table 1
Hydrogen-bond geometry (Å, °).

$D-H \cdots A$	$D-H$	$H \cdots A$	$D \cdots A$	$D-H \cdots A$
$\text{N1}-\text{H1} \cdots \text{Cl2}^{\text{i}}$	0.88	2.32	3.1910 (19)	172
$\text{N2}-\text{H2A} \cdots \text{Cl1}^{\text{i}}$	0.88	2.56	3.1618 (19)	126
$\text{N2}-\text{H2A} \cdots \text{Cl2}^{\text{i}}$	0.88	2.84	3.595 (2)	144
$\text{N2}-\text{H2B} \cdots \text{Cl1}$	0.88	2.52	3.328 (2)	152

Symmetry code: (i) $-x + \frac{1}{2}, -y + \frac{3}{2}, -z + 1$.

Data collection: APEX2 (Bruker, 2014); cell refinement: SAINT (Bruker, 2014); data reduction: SAINT; program(s) used to solve structure: SHELXS97 (Sheldrick, 2008); program(s) used to refine structure: SHELXL2013 (Sheldrick, 2015) and SHELXLE (Hübschle *et al.*, 2011); molecular graphics: Mercury (Macrae *et al.*, 2008); software used to prepare material for publication: SHELXL2013.

Acknowledgements

Financial support from the Department of Chemistry, Prince of Songkla University, is gratefully acknowledged. We would like to thank Dr Matthias Zeller for valuable suggestions and assistance with the X-ray structure determination and use of structure refinement programs.

Supporting information for this paper is available from the IUCr electronic archives (Reference: PJ2019).

References

- Bruker (2014). *APEX2, SAINT and SADABS*. Bruker AXS Inc., Madison, Wisconsin, USA.
- Hübschle, C. B., Sheldrick, G. M. & Dittrich, B. (2011). *J. Appl. Cryst.* **44**, 1281–1284.
- Isab, A. A., Nawaz, S., Saleem, M., Altaf, M., Monim-ul-Mehboob, M., Ahmad, S. & Evans, H. S. (2010). *Polyhedron*, **29**, 1251–1256.
- Macrae, C. F., Bruno, I. J., Chisholm, J. A., Edgington, P. R., McCabe, P., Pidcock, E., Rodriguez-Monge, L., Taylor, R., van de Streek, J. & Wood, P. A. (2008). *J. Appl. Cryst.* **41**, 466–470.
- Nawaz, S., Isab, A. A., Merz, K., Vasylyeva, V., Metzler-Nolte, N., Saleem, M. & Ahmad, S. (2011). *Polyhedron*, **30**, 1502–1506.
- Sheldrick, G. M. (2008). *Acta Cryst.* **A64**, 112–122.
- Sheldrick, G. M. (2015). *Acta Cryst.* **C71**, 3–8.
- Wattanakanjana, Y., Pakawatchai, C. & Nimthong, R. (2013). *Acta Cryst.* **E69**, m83–m84.
- Zhang, L., Zhang, H.-X., Chen, C.-L., Deng, L.-R. & Kang, B.-S. (2003). *Inorg. Chim. Acta*, **355**, 49–56.

supporting information

Acta Cryst. (2015). E71, m133–m134 [doi:10.1107/S2056989015008981]

Crystal structure of bis[μ -bis(diphenylphosphanyl)methane- $\kappa^2P:P'$]- μ -chlorido-chlorido-1 κ Cl-(1-phenylthiourea-2 κ S)disilver acetonitrile hemisolvate

Arunpatcha Nimthong-Roldán, Janejira Ratthiwal and Yupa Wattanakanjana

S1. Experimental

Bis(diphenylphosphanyl)methane, dppm, (0.1 g, 0.26 mmol) was dissolved in 30 ml of acetonitrile at 343 K and then silver(I) chloride, AgCl, (0.04 g, 0.28 mmol) was added. The mixture was stirred for 4 hr and then *N,N'*-phenylthiourea, ptu, (0.04 g, 0.26 mmol) was added and the new reaction mixture was heated under reflux for 6 hr during which the precipitate gradually disappeared. The resulting clear solution was filtered and left to evaporate at room temperature. The crystalline complex, which deposited upon standing for several days, was filtered off and dried in vacuo.

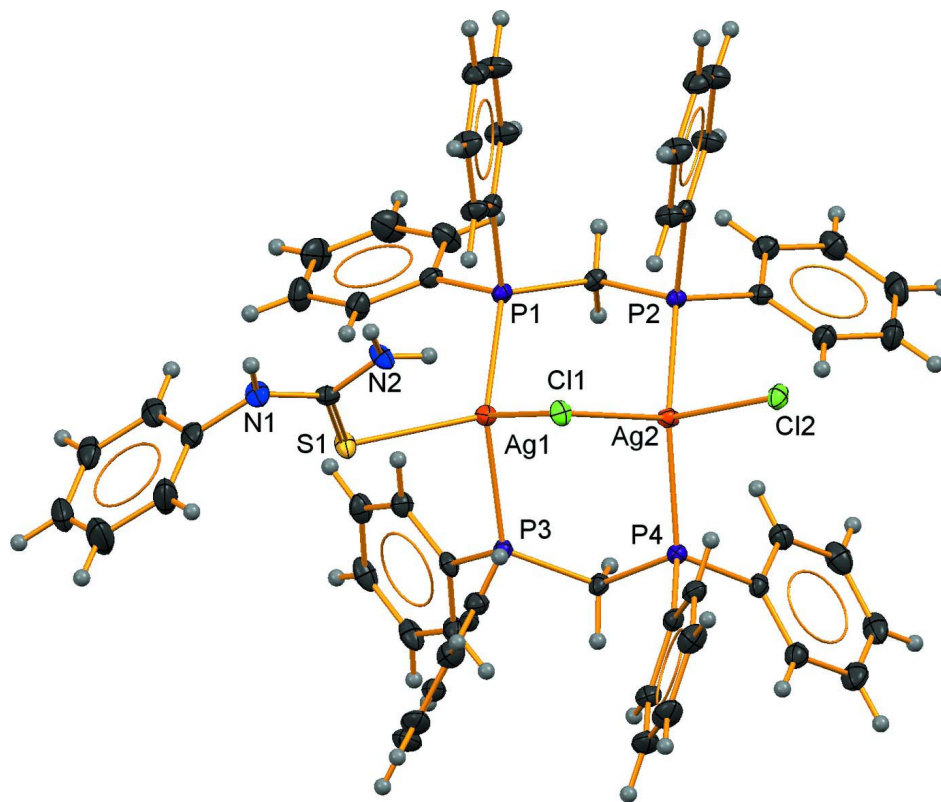
S1.1. Refinement

H atoms bonded to C and N atoms were included in calculated positions and were refined with a riding model using distances of 0.95 Å (aryl H), and $U_{iso}(H) = 1.2U_{eq}(C)$; 0.99 Å (CH₂) and $U_{iso}(H) = 1.5U_{eq}(C)$; 0.88 Å (NH), and $U_{iso}(H) = 1.2U_{eq}(N)$.

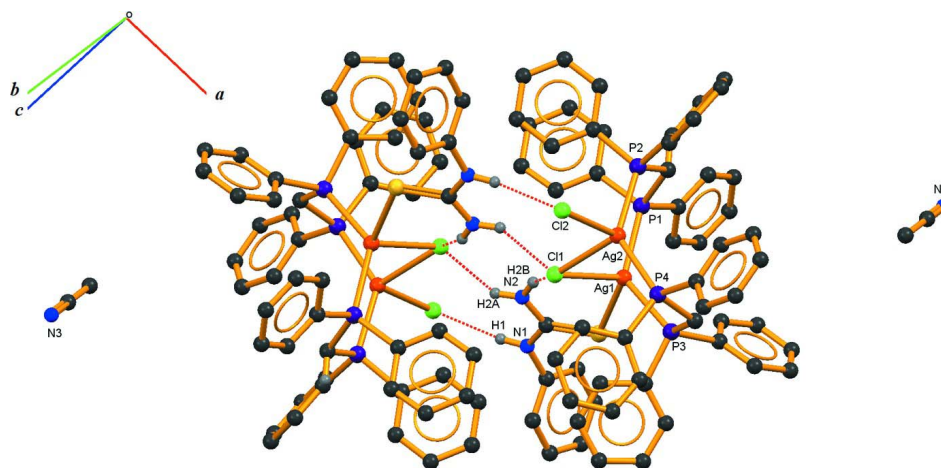
S2. Results and discussion

Silver(I) complexes containing phosphine and sulfur co-donor ligands have been studied in recent years (Zhang *et al.*, 2003; Wattanakanjana *et al.*, 2013) because of their various applications such as antimicrobial activities (Isab *et al.*, 2010; Nawaz *et al.*, 2011). Herein, the crystal structure of a dinuclear silver(I) chloride complex containing both dppm and ptu is described.

The title complex is dinuclear in which the Ag^I ions adopt distorted tetrahedral geometries. Bis(diphenylphosphanyl)methane (dppm) affords a dinuclear metal complex in the μ -dppm form. There are two kinds of coordination environment around the Ag^I centres. In one of the Ag centre, the silver atom, Ag1, is tetrahedrally coordinated to two P atoms of two dppm ligands, one bridging chloride ion and a terminal S atom of *N,N'*-phenylthiourea (ptu) ligand. In the second centre, the silver atom, Ag2, is bound to two P atoms of two dppm ligands and two chloride ions form the bridging and a terminal Cl atom in a tetrahedral environment as shown in Fig. 1. The dppm ligands and the bridging chloride ion force the two Ag atoms into close proximity with a short Ag \cdots Ag separation of 3.2064 (2) Å. In the crystal, N1—H1 \cdots Cl2ⁱ and N2—H2A \cdots Cl1ⁱ hydrogen bonds are linked molecules into dimers (Fig. 2 and Table 1). The dimers are connected *via* a weak C10—H10A \cdots Cl2ⁱⁱ hydrogen bonds [C10(*sp*³)—H10A \cdots Cl2ⁱⁱ, with H10A \cdots Cl2ⁱⁱ = 2.6379 (6) Å, C10(*sp*³) \cdots Cl2ⁱⁱ, = 3.581 (2) Å and C10(*sp*³)—H10A \cdots Cl2ⁱⁱ, = 159.20 (14)°, symmetry code: (ii) 1/2 - x, -1/2 + y, 1/2 - z], leading to the formation of a two-dimensional network parallel to (100), Fig. 3. In addition, an intramolecular N2—H2B \cdots Cl1 hydrogen bond is observed.

**Figure 1**

The molecular structure with displacement ellipsoids drawn at the 50% probability level. The acetonitrile is omitted for clarity.

**Figure 2**

Part of the crystal structure showing intra-intermolecular N—H...Cl hydrogen bonds forming a dimers as dashed lines.

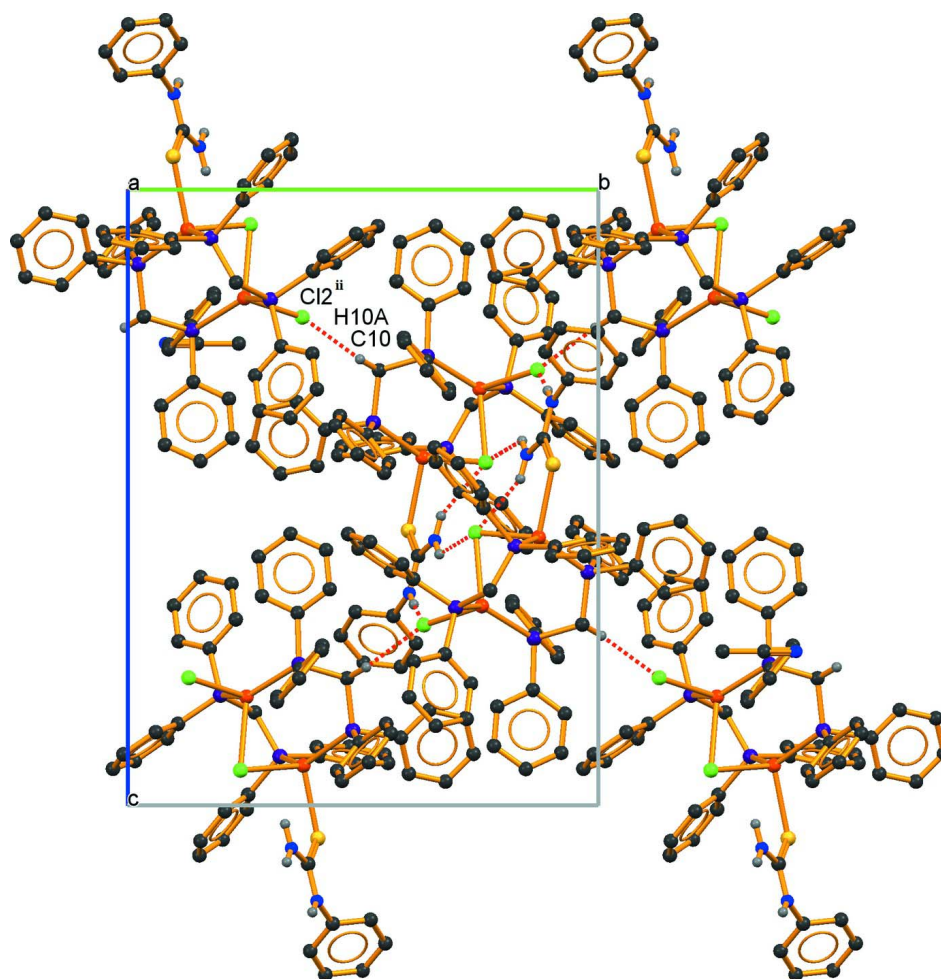


Figure 3

Part of the crystal structure showing intermolecular C—H...Cl hydrogen bonds as dashed lines, forming a two-dimensional network parallel to (100).

Bis[μ -bis(diphenylphosphanyl)methane- $\kappa^2P:P'$]- μ -chlorido-chlorido-1 κ Cl-(1-phenylthiourea-2 κ S)disilver acetonitrile hemisolvate

Crystal data

[Ag₂Cl₂(C₇H₈N₂S)(C₂₅H₂₂P₂)₂] \cdot 0.5C₂H₃N

$M_r = 2456.22$

Monoclinic, $C2/c$

$a = 30.6130$ (12) Å

$b = 16.5078$ (4) Å

$c = 21.7975$ (6) Å

$\beta = 97.129$ (2)°

$V = 10930.3$ (6) Å³

$Z = 4$

$F(000) = 4984$

$D_x = 1.493$ Mg m⁻³

Mo $K\alpha$ radiation, $\lambda = 0.71073$ Å

Cell parameters from 9809 reflections

$\theta = 2.3$ – 28.3 °

$\mu = 1.01$ mm⁻¹

$T = 100$ K

Plate, colourless

$0.38 \times 0.27 \times 0.05$ mm

Data collection

Bruker AXS D8 Quest CMOS diffractometer	$T_{\min} = 0.564$, $T_{\max} = 0.746$
Radiation source: I- μ -S microsource X-ray tube	43370 measured reflections
Laterally graded multilayer (Goebel) mirror monochromator	13309 independent reflections
ω and phi scans	11256 reflections with $I > 2\sigma(I)$
Absorption correction: multi-scan (SADABS; Bruker, 2014)	$R_{\text{int}} = 0.038$
	$\theta_{\max} = 28.3^\circ$, $\theta_{\min} = 2.3^\circ$
	$h = -40 \rightarrow 37$
	$k = -22 \rightarrow 22$
	$l = -29 \rightarrow 27$

Refinement

Refinement on F^2	Secondary atom site location: difference Fourier map
Least-squares matrix: full	Hydrogen site location: mixed
$R[F^2 > 2\sigma(F^2)] = 0.031$	H-atom parameters constrained
$wR(F^2) = 0.076$	$w = 1/[\sigma^2(F_o^2) + (0.0258P)^2 + 25.3039P]$
$S = 1.09$	where $P = (F_o^2 + 2F_c^2)/3$
13309 reflections	$(\Delta/\sigma)_{\max} = 0.003$
628 parameters	$\Delta\rho_{\max} = 1.11 \text{ e } \text{\AA}^{-3}$
0 restraints	$\Delta\rho_{\min} = -0.82 \text{ e } \text{\AA}^{-3}$
Primary atom site location: structure-invariant direct methods	

Special details

Geometry. All e.s.d.'s (except the e.s.d. in the dihedral angle between two l.s. planes) are estimated using the full covariance matrix. The cell e.s.d.'s are taken into account individually in the estimation of e.s.d.'s in distances, angles and torsion angles; correlations between e.s.d.'s in cell parameters are only used when they are defined by crystal symmetry. An approximate (isotropic) treatment of cell e.s.d.'s is used for estimating e.s.d.'s involving l.s. planes.

Fractional atomic coordinates and isotropic or equivalent isotropic displacement parameters (\AA^2)

	<i>x</i>	<i>y</i>	<i>z</i>	$U_{\text{iso}}^*/U_{\text{eq}}$	Occ. (<1)
Ag1	0.34726 (2)	0.62699 (2)	0.43524 (2)	0.01319 (4)	
Ag2	0.31458 (2)	0.74785 (2)	0.32376 (2)	0.01379 (5)	
Cl1	0.30072 (2)	0.76058 (3)	0.44301 (3)	0.01595 (11)	
Cl2	0.26067 (2)	0.87057 (3)	0.29281 (3)	0.01781 (11)	
S1	0.37141 (2)	0.59639 (4)	0.55368 (3)	0.01809 (12)	
P1	0.30220 (2)	0.52187 (3)	0.37837 (3)	0.01281 (11)	
P2	0.27329 (2)	0.63632 (3)	0.27086 (3)	0.01257 (11)	
P3	0.42265 (2)	0.67660 (3)	0.42066 (3)	0.01213 (11)	
P4	0.38881 (2)	0.80300 (3)	0.32099 (3)	0.01273 (11)	
N1	0.33087 (6)	0.59822 (13)	0.65532 (9)	0.0194 (4)	
H1	0.3073	0.6076	0.6735	0.023*	
N2	0.29192 (6)	0.65224 (13)	0.56963 (9)	0.0184 (4)	
H2A	0.2706	0.6621	0.5922	0.022*	
H2B	0.2888	0.6657	0.5303	0.022*	
C1	0.32886 (7)	0.61682 (14)	0.59508 (11)	0.0147 (4)	
C2	0.36829 (8)	0.56437 (16)	0.69221 (11)	0.0217 (5)	
C3	0.37998 (8)	0.48414 (17)	0.68583 (12)	0.0239 (5)	
H3	0.3636	0.4507	0.6558	0.029*	
C4	0.41607 (9)	0.45264 (19)	0.72405 (13)	0.0291 (6)	

H4	0.4244	0.3977	0.7197	0.035*
C5	0.43962 (10)	0.5012 (2)	0.76824 (15)	0.0394 (8)
H5	0.4643	0.4798	0.7939	0.047*
C6	0.42720 (12)	0.5803 (2)	0.77492 (17)	0.0502 (9)
H6	0.4430	0.6133	0.8058	0.060*
C7	0.39154 (11)	0.61243 (19)	0.73659 (15)	0.0384 (7)
H7	0.3833	0.6674	0.7410	0.046*
C10	0.29357 (7)	0.53409 (13)	0.29369 (11)	0.0148 (4)
H10A	0.2720	0.4933	0.2756	0.018*
H10B	0.3217	0.5242	0.2769	0.018*
C11	0.32532 (7)	0.41959 (14)	0.39004 (11)	0.0171 (5)
C12	0.34737 (8)	0.40255 (16)	0.44862 (12)	0.0235 (5)
H12	0.3507	0.4433	0.4796	0.028*
C13	0.36449 (9)	0.32471 (17)	0.46129 (14)	0.0311 (6)
H13	0.3795	0.3128	0.5011	0.037*
C14	0.35973 (9)	0.26519 (17)	0.41627 (16)	0.0340 (7)
H14	0.3716	0.2127	0.4251	0.041*
C15	0.33770 (9)	0.28230 (17)	0.35855 (16)	0.0345 (7)
H15	0.3343	0.2413	0.3277	0.041*
C16	0.32043 (8)	0.35929 (16)	0.34516 (14)	0.0263 (6)
H16	0.3053	0.3706	0.3053	0.032*
C20	0.43242 (7)	0.72999 (14)	0.34908 (11)	0.0152 (4)
H20A	0.4608	0.7592	0.3567	0.018*
H20B	0.4350	0.6894	0.3163	0.018*
C21	0.24624 (7)	0.50760 (14)	0.39803 (11)	0.0147 (4)
C22	0.21789 (8)	0.45073 (15)	0.36763 (12)	0.0227 (5)
H22	0.2275	0.4183	0.3359	0.027*
C23	0.17546 (8)	0.44093 (16)	0.38335 (13)	0.0262 (6)
H23	0.1562	0.4021	0.3622	0.031*
C24	0.16141 (8)	0.48786 (16)	0.42986 (12)	0.0215 (5)
H24	0.1326	0.4807	0.4409	0.026*
C25	0.18909 (8)	0.54496 (16)	0.46013 (12)	0.0234 (5)
H25	0.1793	0.5774	0.4918	0.028*
C26	0.23161 (8)	0.55497 (15)	0.44410 (11)	0.0199 (5)
H26	0.2506	0.5944	0.4648	0.024*
C31	0.21414 (7)	0.63403 (13)	0.27840 (11)	0.0153 (4)
C32	0.19907 (7)	0.68226 (15)	0.32371 (12)	0.0197 (5)
H32	0.2192	0.7149	0.3496	0.024*
C33	0.15427 (8)	0.68285 (16)	0.33128 (13)	0.0258 (6)
H33	0.1441	0.7156	0.3624	0.031*
C34	0.12500 (8)	0.63577 (16)	0.29355 (13)	0.0242 (5)
H34	0.0947	0.6360	0.2988	0.029*
C35	0.13970 (8)	0.58808 (17)	0.24803 (13)	0.0261 (6)
H35	0.1194	0.5563	0.2217	0.031*
C36	0.18432 (8)	0.58659 (16)	0.24074 (12)	0.0224 (5)
H36	0.1944	0.5531	0.2100	0.027*
C41	0.27386 (7)	0.63926 (14)	0.18740 (11)	0.0160 (4)
C42	0.26697 (8)	0.57103 (15)	0.14897 (12)	0.0204 (5)

H42	0.2629	0.5193	0.1665	0.024*
C43	0.26611 (8)	0.57888 (17)	0.08545 (12)	0.0261 (5)
H43	0.2616	0.5324	0.0598	0.031*
C44	0.27183 (9)	0.65415 (19)	0.05911 (12)	0.0287 (6)
H44	0.2713	0.6591	0.0156	0.034*
C45	0.27831 (9)	0.72187 (18)	0.09647 (13)	0.0285 (6)
H45	0.2821	0.7735	0.0785	0.034*
C46	0.27935 (8)	0.71476 (15)	0.16023 (12)	0.0213 (5)
H46	0.2838	0.7616	0.1855	0.026*
C51	0.46106 (7)	0.59204 (14)	0.42004 (11)	0.0150 (4)
C52	0.44499 (7)	0.51591 (14)	0.43294 (11)	0.0179 (5)
H52	0.4158	0.5109	0.4432	0.021*
C53	0.47090 (8)	0.44711 (15)	0.43111 (12)	0.0216 (5)
H53	0.4593	0.3953	0.4391	0.026*
C54	0.51389 (8)	0.45446 (16)	0.41752 (12)	0.0238 (5)
H54	0.5319	0.4077	0.4169	0.029*
C55	0.53054 (8)	0.52986 (17)	0.40493 (12)	0.0242 (5)
H55	0.5600	0.5347	0.3959	0.029*
C56	0.50428 (8)	0.59852 (16)	0.40539 (11)	0.0208 (5)
H56	0.5156	0.6499	0.3958	0.025*
C61	0.44553 (7)	0.74433 (13)	0.48286 (10)	0.0142 (4)
C62	0.49017 (8)	0.74738 (14)	0.50644 (12)	0.0200 (5)
H62	0.5108	0.7143	0.4889	0.024*
C63	0.50455 (8)	0.79865 (16)	0.55549 (13)	0.0275 (6)
H63	0.5349	0.7999	0.5715	0.033*
C64	0.47489 (9)	0.84788 (17)	0.58114 (13)	0.0272 (6)
H64	0.4849	0.8830	0.6145	0.033*
C65	0.43043 (9)	0.84565 (16)	0.55794 (12)	0.0245 (5)
H65	0.4101	0.8797	0.5752	0.029*
C66	0.41579 (8)	0.79381 (15)	0.50974 (11)	0.0193 (5)
H66	0.3853	0.7917	0.4947	0.023*
C71	0.40652 (7)	0.82620 (14)	0.24539 (11)	0.0162 (4)
C72	0.39431 (8)	0.77072 (16)	0.19800 (12)	0.0214 (5)
H72	0.3759	0.7263	0.2051	0.026*
C73	0.40891 (9)	0.77995 (18)	0.14049 (13)	0.0275 (6)
H73	0.4009	0.7413	0.1088	0.033*
C74	0.43512 (8)	0.84561 (18)	0.12935 (12)	0.0275 (6)
H74	0.4452	0.8519	0.0901	0.033*
C75	0.44653 (8)	0.90190 (18)	0.17565 (13)	0.0271 (6)
H75	0.4640	0.9474	0.1678	0.033*
C76	0.43253 (8)	0.89235 (15)	0.23358 (12)	0.0207 (5)
H76	0.4407	0.9310	0.2652	0.025*
C81	0.40104 (7)	0.89352 (14)	0.36760 (11)	0.0159 (4)
C82	0.36545 (8)	0.94055 (14)	0.38123 (11)	0.0185 (5)
H82	0.3363	0.9250	0.3657	0.022*
C83	0.37246 (9)	1.00972 (16)	0.41718 (12)	0.0252 (5)
H83	0.3482	1.0419	0.4257	0.030*
C84	0.41509 (9)	1.03167 (16)	0.44066 (13)	0.0274 (6)

H84	0.4199	1.0788	0.4656	0.033*	
C85	0.45069 (9)	0.98535 (17)	0.42795 (13)	0.0274 (6)	
H85	0.4797	1.0007	0.4442	0.033*	
C86	0.44392 (8)	0.91653 (15)	0.39146 (12)	0.0209 (5)	
H86	0.4683	0.8850	0.3826	0.025*	
N3	0.5000	0.0799 (3)	0.2500	0.0509 (11)	
C8	0.5000	0.1474 (3)	0.2500	0.0472 (12)	
C9	0.5000	0.2356 (4)	0.2500	0.114 (3)	
H9A	0.5194	0.2550	0.2219	0.171*	0.5
H9B	0.4707	0.2550	0.2372	0.171*	0.5
H9C	0.5099	0.2550	0.2909	0.171*	0.5

Atomic displacement parameters (Å²)

	U^{11}	U^{22}	U^{33}	U^{12}	U^{13}	U^{23}
Ag1	0.01265 (8)	0.01232 (8)	0.01462 (9)	0.00062 (6)	0.00176 (6)	-0.00100 (6)
Ag2	0.01315 (8)	0.01121 (8)	0.01675 (9)	-0.00039 (6)	0.00076 (6)	-0.00092 (6)
Cl1	0.0165 (2)	0.0153 (3)	0.0160 (3)	0.00499 (19)	0.00185 (19)	-0.0005 (2)
Cl2	0.0170 (2)	0.0160 (3)	0.0208 (3)	0.00423 (19)	0.0038 (2)	0.0054 (2)
S1	0.0151 (2)	0.0261 (3)	0.0135 (3)	0.0066 (2)	0.0036 (2)	0.0031 (2)
P1	0.0133 (2)	0.0107 (3)	0.0145 (3)	0.00021 (19)	0.0021 (2)	0.0001 (2)
P2	0.0136 (2)	0.0111 (3)	0.0129 (3)	-0.00047 (19)	0.0012 (2)	-0.0005 (2)
P3	0.0117 (2)	0.0126 (3)	0.0122 (3)	0.00089 (19)	0.0016 (2)	0.0008 (2)
P4	0.0129 (2)	0.0123 (3)	0.0129 (3)	-0.0004 (2)	0.0013 (2)	0.0006 (2)
N1	0.0171 (9)	0.0257 (11)	0.0163 (11)	0.0029 (8)	0.0056 (8)	0.0006 (8)
N2	0.0147 (9)	0.0251 (11)	0.0149 (10)	0.0049 (8)	0.0003 (7)	-0.0039 (8)
C1	0.0139 (10)	0.0151 (11)	0.0153 (12)	-0.0016 (8)	0.0030 (8)	-0.0034 (9)
C2	0.0212 (11)	0.0290 (14)	0.0160 (12)	-0.0015 (10)	0.0060 (9)	0.0058 (10)
C3	0.0201 (11)	0.0350 (15)	0.0178 (13)	0.0031 (10)	0.0067 (9)	0.0040 (11)
C4	0.0264 (13)	0.0379 (16)	0.0246 (15)	0.0067 (11)	0.0093 (11)	0.0134 (12)
C5	0.0336 (15)	0.052 (2)	0.0297 (17)	-0.0015 (14)	-0.0076 (12)	0.0210 (14)
C6	0.064 (2)	0.043 (2)	0.036 (2)	-0.0120 (17)	-0.0238 (16)	0.0102 (15)
C7	0.0529 (18)	0.0304 (16)	0.0282 (17)	-0.0040 (13)	-0.0099 (13)	0.0099 (13)
C10	0.0164 (10)	0.0123 (10)	0.0163 (12)	0.0002 (8)	0.0044 (8)	-0.0011 (8)
C11	0.0149 (10)	0.0137 (11)	0.0229 (13)	-0.0004 (8)	0.0032 (9)	0.0018 (9)
C12	0.0296 (13)	0.0195 (12)	0.0216 (14)	0.0000 (10)	0.0043 (10)	0.0020 (10)
C13	0.0351 (14)	0.0257 (14)	0.0316 (16)	0.0057 (11)	0.0002 (12)	0.0109 (12)
C14	0.0328 (14)	0.0162 (13)	0.051 (2)	0.0078 (11)	-0.0003 (13)	0.0064 (12)
C15	0.0342 (14)	0.0180 (13)	0.049 (2)	0.0058 (11)	-0.0034 (13)	-0.0067 (13)
C16	0.0253 (12)	0.0185 (13)	0.0326 (16)	0.0055 (10)	-0.0061 (11)	-0.0046 (11)
C20	0.0132 (10)	0.0164 (11)	0.0166 (12)	0.0016 (8)	0.0041 (8)	0.0039 (9)
C21	0.0163 (10)	0.0137 (11)	0.0143 (11)	0.0004 (8)	0.0029 (8)	0.0019 (9)
C22	0.0216 (11)	0.0223 (13)	0.0258 (14)	-0.0041 (9)	0.0088 (10)	-0.0110 (10)
C23	0.0209 (12)	0.0262 (14)	0.0323 (15)	-0.0090 (10)	0.0064 (10)	-0.0095 (11)
C24	0.0166 (11)	0.0256 (13)	0.0232 (13)	-0.0015 (9)	0.0062 (9)	0.0005 (10)
C25	0.0248 (12)	0.0246 (13)	0.0229 (13)	-0.0020 (10)	0.0110 (10)	-0.0059 (10)
C26	0.0217 (11)	0.0197 (12)	0.0188 (13)	-0.0060 (9)	0.0046 (9)	-0.0048 (9)
C31	0.0163 (10)	0.0114 (10)	0.0181 (12)	0.0012 (8)	0.0020 (8)	0.0033 (9)

C32	0.0180 (11)	0.0188 (12)	0.0227 (13)	-0.0022 (9)	0.0038 (9)	-0.0027 (10)
C33	0.0236 (12)	0.0262 (14)	0.0298 (15)	-0.0012 (10)	0.0114 (11)	-0.0055 (11)
C34	0.0169 (11)	0.0251 (13)	0.0315 (15)	-0.0006 (9)	0.0064 (10)	0.0031 (11)
C35	0.0205 (12)	0.0279 (14)	0.0295 (15)	-0.0051 (10)	0.0021 (10)	-0.0039 (11)
C36	0.0174 (11)	0.0242 (13)	0.0256 (14)	-0.0027 (9)	0.0028 (9)	-0.0074 (10)
C41	0.0137 (10)	0.0172 (11)	0.0172 (12)	-0.0015 (8)	0.0024 (8)	-0.0015 (9)
C42	0.0222 (11)	0.0197 (12)	0.0194 (13)	-0.0019 (9)	0.0037 (9)	-0.0020 (10)
C43	0.0282 (13)	0.0307 (14)	0.0187 (13)	0.0011 (11)	0.0004 (10)	-0.0051 (11)
C44	0.0314 (13)	0.0416 (17)	0.0129 (13)	0.0030 (12)	0.0024 (10)	0.0025 (11)
C45	0.0357 (14)	0.0289 (14)	0.0207 (14)	-0.0009 (11)	0.0030 (11)	0.0080 (11)
C46	0.0249 (12)	0.0187 (12)	0.0202 (13)	-0.0017 (9)	0.0021 (10)	0.0021 (10)
C51	0.0138 (10)	0.0183 (11)	0.0127 (11)	0.0057 (8)	0.0006 (8)	-0.0001 (9)
C52	0.0185 (10)	0.0172 (11)	0.0178 (12)	0.0034 (9)	0.0023 (9)	0.0006 (9)
C53	0.0268 (12)	0.0168 (12)	0.0202 (13)	0.0054 (9)	-0.0008 (10)	-0.0008 (9)
C54	0.0242 (12)	0.0278 (14)	0.0184 (13)	0.0140 (10)	-0.0010 (10)	-0.0030 (10)
C55	0.0176 (11)	0.0378 (15)	0.0174 (13)	0.0099 (10)	0.0031 (9)	0.0018 (11)
C56	0.0193 (11)	0.0271 (13)	0.0161 (12)	0.0025 (9)	0.0031 (9)	0.0050 (10)
C61	0.0161 (10)	0.0145 (11)	0.0118 (11)	-0.0022 (8)	0.0015 (8)	0.0015 (8)
C62	0.0175 (11)	0.0170 (12)	0.0245 (13)	-0.0013 (9)	-0.0014 (9)	0.0023 (10)
C63	0.0224 (12)	0.0257 (14)	0.0318 (16)	-0.0061 (10)	-0.0066 (10)	-0.0001 (11)
C64	0.0350 (14)	0.0246 (13)	0.0206 (14)	-0.0127 (11)	-0.0019 (11)	-0.0042 (11)
C65	0.0300 (13)	0.0234 (13)	0.0209 (13)	-0.0047 (10)	0.0067 (10)	-0.0033 (10)
C66	0.0173 (10)	0.0222 (12)	0.0185 (12)	-0.0026 (9)	0.0028 (9)	0.0001 (10)
C71	0.0153 (10)	0.0162 (11)	0.0171 (12)	0.0033 (8)	0.0021 (8)	0.0040 (9)
C72	0.0227 (11)	0.0227 (12)	0.0181 (13)	-0.0001 (9)	0.0001 (9)	0.0011 (10)
C73	0.0270 (13)	0.0358 (15)	0.0193 (14)	0.0069 (11)	0.0012 (10)	-0.0039 (11)
C74	0.0199 (12)	0.0449 (17)	0.0190 (13)	0.0063 (11)	0.0072 (10)	0.0066 (12)
C75	0.0224 (12)	0.0342 (15)	0.0261 (15)	0.0003 (10)	0.0082 (10)	0.0078 (11)
C76	0.0200 (11)	0.0205 (12)	0.0217 (13)	0.0018 (9)	0.0029 (9)	0.0040 (10)
C81	0.0200 (10)	0.0149 (11)	0.0129 (11)	-0.0014 (8)	0.0027 (8)	0.0011 (9)
C82	0.0207 (11)	0.0169 (11)	0.0183 (12)	-0.0042 (9)	0.0038 (9)	-0.0007 (9)
C83	0.0333 (13)	0.0189 (12)	0.0247 (14)	-0.0007 (10)	0.0093 (11)	-0.0020 (10)
C84	0.0428 (15)	0.0181 (12)	0.0214 (14)	-0.0099 (11)	0.0040 (11)	-0.0061 (10)
C85	0.0324 (13)	0.0255 (14)	0.0228 (14)	-0.0134 (11)	-0.0028 (11)	0.0016 (11)
C86	0.0189 (11)	0.0199 (12)	0.0238 (13)	-0.0047 (9)	0.0021 (9)	0.0025 (10)
N3	0.051 (2)	0.047 (3)	0.051 (3)	0.000	-0.010 (2)	0.000
C8	0.042 (3)	0.052 (3)	0.043 (3)	0.000	-0.011 (2)	0.000
C9	0.165 (9)	0.043 (4)	0.120 (8)	0.000	-0.036 (6)	0.000

Geometric parameters (Å, °)

Ag1—P1	2.4548 (6)	C32—H32	0.9500
Ag1—P3	2.5060 (6)	C33—C34	1.379 (4)
Ag1—Cl1	2.6422 (5)	C33—H33	0.9500
Ag1—S1	2.6445 (6)	C34—C35	1.385 (4)
Ag1—Ag2	3.2064 (2)	C34—H34	0.9500
Ag2—P2	2.4403 (6)	C35—C36	1.395 (3)
Ag2—P4	2.4555 (6)	C35—H35	0.9500

Ag2—C12	2.6470 (6)	C36—H36	0.9500
Ag2—C11	2.6933 (6)	C41—C46	1.399 (3)
S1—C1	1.708 (2)	C41—C42	1.404 (3)
P1—C21	1.832 (2)	C42—C43	1.388 (4)
P1—C11	1.836 (2)	C42—H42	0.9500
P1—C10	1.843 (2)	C43—C44	1.389 (4)
P2—C41	1.822 (2)	C43—H43	0.9500
P2—C31	1.839 (2)	C44—C45	1.383 (4)
P2—C10	1.845 (2)	C44—H44	0.9500
P3—C51	1.826 (2)	C45—C46	1.391 (4)
P3—C61	1.828 (2)	C45—H45	0.9500
P3—C20	1.848 (2)	C46—H46	0.9500
P4—C81	1.820 (2)	C51—C52	1.391 (3)
P4—C71	1.838 (2)	C51—C56	1.403 (3)
P4—C20	1.846 (2)	C52—C53	1.389 (3)
N1—C1	1.342 (3)	C52—H52	0.9500
N1—C2	1.429 (3)	C53—C54	1.390 (3)
N1—H1	0.8800	C53—H53	0.9500
N2—C1	1.331 (3)	C54—C55	1.385 (4)
N2—H2A	0.8800	C54—H54	0.9500
N2—H2B	0.8800	C55—C56	1.390 (3)
C2—C7	1.379 (4)	C55—H55	0.9500
C2—C3	1.383 (4)	C56—H56	0.9500
C3—C4	1.399 (4)	C61—C62	1.400 (3)
C3—H3	0.9500	C61—C66	1.404 (3)
C4—C5	1.385 (5)	C62—C63	1.392 (4)
C4—H4	0.9500	C62—H62	0.9500
C5—C6	1.372 (5)	C63—C64	1.387 (4)
C5—H5	0.9500	C63—H63	0.9500
C6—C7	1.395 (4)	C64—C65	1.392 (4)
C6—H6	0.9500	C64—H64	0.9500
C7—H7	0.9500	C65—C66	1.386 (4)
C10—H10A	0.9900	C65—H65	0.9500
C10—H10B	0.9900	C66—H66	0.9500
C11—C16	1.391 (4)	C71—C76	1.394 (3)
C11—C12	1.397 (4)	C71—C72	1.396 (3)
C12—C13	1.402 (4)	C72—C73	1.390 (4)
C12—H12	0.9500	C72—H72	0.9500
C13—C14	1.383 (4)	C73—C74	1.388 (4)
C13—H13	0.9500	C73—H73	0.9500
C14—C15	1.381 (4)	C74—C75	1.384 (4)
C14—H14	0.9500	C74—H74	0.9500
C15—C16	1.393 (4)	C75—C76	1.392 (3)
C15—H15	0.9500	C75—H75	0.9500
C16—H16	0.9500	C76—H76	0.9500
C20—H20A	0.9900	C81—C82	1.399 (3)
C20—H20B	0.9900	C81—C86	1.403 (3)
C21—C22	1.390 (3)	C82—C83	1.386 (3)

C21—C26	1.390 (3)	C82—H82	0.9500
C22—C23	1.393 (3)	C83—C84	1.390 (4)
C22—H22	0.9500	C83—H83	0.9500
C23—C24	1.386 (3)	C84—C85	1.387 (4)
C23—H23	0.9500	C84—H84	0.9500
C24—C25	1.380 (4)	C85—C86	1.387 (4)
C24—H24	0.9500	C85—H85	0.9500
C25—C26	1.399 (3)	C86—H86	0.9500
C25—H25	0.9500	N3—C8	1.113 (7)
C26—H26	0.9500	C8—C9	1.456 (9)
C31—C36	1.391 (3)	C9—H9A	0.9600
C31—C32	1.391 (3)	C9—H9B	0.9600
C32—C33	1.402 (3)	C9—H9C	0.9600
P1—Ag1—P3	129.466 (19)	C21—C26—C25	120.5 (2)
P1—Ag1—C11	110.406 (19)	C21—C26—H26	119.8
P3—Ag1—C11	104.346 (18)	C25—C26—H26	119.8
P1—Ag1—S1	115.43 (2)	C36—C31—C32	119.3 (2)
P3—Ag1—S1	92.061 (19)	C36—C31—P2	122.72 (17)
C11—Ag1—S1	100.632 (18)	C32—C31—P2	117.95 (18)
P1—Ag1—Ag2	87.379 (15)	C31—C32—C33	120.2 (2)
P3—Ag1—Ag2	84.618 (14)	C31—C32—H32	119.9
C11—Ag1—Ag2	53.794 (13)	C33—C32—H32	119.9
S1—Ag1—Ag2	151.860 (15)	C34—C33—C32	119.9 (2)
P2—Ag2—P4	134.00 (2)	C34—C33—H33	120.0
P2—Ag2—C12	100.775 (19)	C32—C33—H33	120.0
P4—Ag2—C12	105.042 (19)	C33—C34—C35	120.2 (2)
P2—Ag2—C11	112.368 (19)	C33—C34—H34	119.9
P4—Ag2—C11	104.589 (19)	C35—C34—H34	119.9
C12—Ag2—C11	91.050 (17)	C34—C35—C36	120.1 (2)
P2—Ag2—Ag1	89.045 (15)	C34—C35—H35	119.9
P4—Ag2—Ag1	92.677 (15)	C36—C35—H35	119.9
C12—Ag2—Ag1	142.687 (14)	C31—C36—C35	120.2 (2)
C11—Ag2—Ag1	52.334 (12)	C31—C36—H36	119.9
Ag1—C11—Ag2	73.872 (14)	C35—C36—H36	119.9
C1—S1—Ag1	109.82 (8)	C46—C41—C42	118.6 (2)
C21—P1—C11	101.82 (10)	C46—C41—P2	117.58 (18)
C21—P1—C10	103.09 (10)	C42—C41—P2	123.71 (18)
C11—P1—C10	104.14 (11)	C43—C42—C41	120.2 (2)
C21—P1—Ag1	117.13 (8)	C43—C42—H42	119.9
C11—P1—Ag1	113.41 (8)	C41—C42—H42	119.9
C10—P1—Ag1	115.47 (7)	C42—C43—C44	120.5 (3)
C41—P2—C31	102.79 (10)	C42—C43—H43	119.7
C41—P2—C10	104.42 (10)	C44—C43—H43	119.7
C31—P2—C10	105.02 (10)	C45—C44—C43	119.7 (2)
C41—P2—Ag2	112.53 (7)	C45—C44—H44	120.1
C31—P2—Ag2	115.55 (8)	C43—C44—H44	120.1
C10—P2—Ag2	115.17 (8)	C44—C45—C46	120.3 (3)

C51—P3—C61	106.56 (10)	C44—C45—H45	119.9
C51—P3—C20	100.74 (10)	C46—C45—H45	119.9
C61—P3—C20	104.31 (10)	C45—C46—C41	120.6 (2)
C51—P3—Ag1	110.80 (8)	C45—C46—H46	119.7
C61—P3—Ag1	112.33 (7)	C41—C46—H46	119.7
C20—P3—Ag1	120.72 (7)	C52—C51—C56	118.8 (2)
C81—P4—C71	105.44 (11)	C52—C51—P3	116.41 (16)
C81—P4—C20	105.12 (11)	C56—C51—P3	124.72 (19)
C71—P4—C20	98.72 (10)	C53—C52—C51	121.0 (2)
C81—P4—Ag2	114.69 (7)	C53—C52—H52	119.5
C71—P4—Ag2	118.44 (8)	C51—C52—H52	119.5
C20—P4—Ag2	112.53 (7)	C52—C53—C54	119.6 (2)
C1—N1—C2	125.16 (19)	C52—C53—H53	120.2
C1—N1—H1	117.4	C54—C53—H53	120.2
C2—N1—H1	117.4	C55—C54—C53	120.1 (2)
C1—N2—H2A	120.0	C55—C54—H54	119.9
C1—N2—H2B	120.0	C53—C54—H54	119.9
H2A—N2—H2B	120.0	C54—C55—C56	120.2 (2)
N2—C1—N1	116.19 (19)	C54—C55—H55	119.9
N2—C1—S1	122.04 (18)	C56—C55—H55	119.9
N1—C1—S1	121.77 (17)	C55—C56—C51	120.1 (2)
C7—C2—C3	120.3 (3)	C55—C56—H56	119.9
C7—C2—N1	118.5 (2)	C51—C56—H56	119.9
C3—C2—N1	121.1 (2)	C62—C61—C66	118.7 (2)
C2—C3—C4	119.4 (3)	C62—C61—P3	124.12 (18)
C2—C3—H3	120.3	C66—C61—P3	117.16 (17)
C4—C3—H3	120.3	C63—C62—C61	120.4 (2)
C5—C4—C3	120.2 (3)	C63—C62—H62	119.8
C5—C4—H4	119.9	C61—C62—H62	119.8
C3—C4—H4	119.9	C64—C63—C62	120.4 (2)
C6—C5—C4	119.8 (3)	C64—C63—H63	119.8
C6—C5—H5	120.1	C62—C63—H63	119.8
C4—C5—H5	120.1	C63—C64—C65	119.8 (2)
C5—C6—C7	120.3 (3)	C63—C64—H64	120.1
C5—C6—H6	119.8	C65—C64—H64	120.1
C7—C6—H6	119.8	C66—C65—C64	120.1 (2)
C2—C7—C6	119.9 (3)	C66—C65—H65	120.0
C2—C7—H7	120.0	C64—C65—H65	120.0
C6—C7—H7	120.0	C65—C66—C61	120.7 (2)
P1—C10—P2	111.83 (11)	C65—C66—H66	119.7
P1—C10—H10A	109.3	C61—C66—H66	119.7
P2—C10—H10A	109.3	C76—C71—C72	118.9 (2)
P1—C10—H10B	109.3	C76—C71—P4	124.59 (19)
P2—C10—H10B	109.3	C72—C71—P4	116.42 (18)
H10A—C10—H10B	107.9	C73—C72—C71	120.6 (2)
C16—C11—C12	119.8 (2)	C73—C72—H72	119.7
C16—C11—P1	123.70 (19)	C71—C72—H72	119.7
C12—C11—P1	116.48 (18)	C74—C73—C72	120.1 (3)

C11—C12—C13	119.4 (3)	C74—C73—H73	120.0
C11—C12—H12	120.3	C72—C73—H73	120.0
C13—C12—H12	120.3	C75—C74—C73	119.7 (2)
C14—C13—C12	120.5 (3)	C75—C74—H74	120.1
C14—C13—H13	119.8	C73—C74—H74	120.1
C12—C13—H13	119.8	C74—C75—C76	120.5 (2)
C15—C14—C13	119.8 (3)	C74—C75—H75	119.8
C15—C14—H14	120.1	C76—C75—H75	119.8
C13—C14—H14	120.1	C75—C76—C71	120.2 (2)
C14—C15—C16	120.5 (3)	C75—C76—H76	119.9
C14—C15—H15	119.8	C71—C76—H76	119.9
C16—C15—H15	119.8	C82—C81—C86	119.2 (2)
C11—C16—C15	120.1 (3)	C82—C81—P4	117.55 (17)
C11—C16—H16	120.0	C86—C81—P4	123.20 (18)
C15—C16—H16	120.0	C83—C82—C81	120.5 (2)
P4—C20—P3	113.90 (11)	C83—C82—H82	119.8
P4—C20—H20A	108.8	C81—C82—H82	119.8
P3—C20—H20A	108.8	C82—C83—C84	119.7 (2)
P4—C20—H20B	108.8	C82—C83—H83	120.2
P3—C20—H20B	108.8	C84—C83—H83	120.2
H20A—C20—H20B	107.7	C85—C84—C83	120.5 (2)
C22—C21—C26	119.1 (2)	C85—C84—H84	119.7
C22—C21—P1	121.47 (17)	C83—C84—H84	119.7
C26—C21—P1	119.42 (17)	C84—C85—C86	120.0 (2)
C21—C22—C23	120.5 (2)	C84—C85—H85	120.0
C21—C22—H22	119.8	C86—C85—H85	120.0
C23—C22—H22	119.8	C85—C86—C81	120.0 (2)
C24—C23—C22	119.9 (2)	C85—C86—H86	120.0
C24—C23—H23	120.1	C81—C86—H86	120.0
C22—C23—H23	120.1	N3—C8—C9	180.0
C25—C24—C23	120.2 (2)	C8—C9—H9A	109.5
C25—C24—H24	119.9	C8—C9—H9B	109.5
C23—C24—H24	119.9	H9A—C9—H9B	109.5
C24—C25—C26	119.8 (2)	C8—C9—H9C	109.5
C24—C25—H25	120.1	H9A—C9—H9C	109.5
C26—C25—H25	120.1	H9B—C9—H9C	109.5
C2—N1—C1—N2	-176.2 (2)	C10—P2—C41—C46	-152.26 (18)
C2—N1—C1—S1	3.6 (3)	Ag2—P2—C41—C46	-26.7 (2)
Ag1—S1—C1—N2	-7.5 (2)	C31—P2—C41—C42	-78.4 (2)
Ag1—S1—C1—N1	172.72 (17)	C10—P2—C41—C42	31.0 (2)
C1—N1—C2—C7	109.2 (3)	Ag2—P2—C41—C42	156.62 (17)
C1—N1—C2—C3	-73.7 (3)	C46—C41—C42—C43	0.6 (3)
C7—C2—C3—C4	-1.1 (4)	P2—C41—C42—C43	177.34 (18)
N1—C2—C3—C4	-178.1 (2)	C41—C42—C43—C44	-0.3 (4)
C2—C3—C4—C5	0.6 (4)	C42—C43—C44—C45	-0.2 (4)
C3—C4—C5—C6	0.6 (4)	C43—C44—C45—C46	0.3 (4)
C4—C5—C6—C7	-1.3 (5)	C44—C45—C46—C41	0.0 (4)

C3—C2—C7—C6	0.5 (4)	C42—C41—C46—C45	-0.5 (4)
N1—C2—C7—C6	177.6 (3)	P2—C41—C46—C45	-177.4 (2)
C5—C6—C7—C2	0.8 (5)	C61—P3—C51—C52	116.89 (19)
C21—P1—C10—P2	77.44 (13)	C20—P3—C51—C52	-134.51 (19)
C11—P1—C10—P2	-176.57 (11)	Ag1—P3—C51—C52	-5.6 (2)
Ag1—P1—C10—P2	-51.55 (13)	C61—P3—C51—C56	-65.6 (2)
C41—P2—C10—P1	172.99 (11)	C20—P3—C51—C56	43.0 (2)
C31—P2—C10—P1	-79.21 (14)	Ag1—P3—C51—C56	171.93 (19)
Ag2—P2—C10—P1	49.07 (12)	C56—C51—C52—C53	-0.4 (4)
C21—P1—C11—C16	85.6 (2)	P3—C51—C52—C53	177.28 (19)
C10—P1—C11—C16	-21.4 (2)	C51—C52—C53—C54	1.4 (4)
Ag1—P1—C11—C16	-147.70 (19)	C52—C53—C54—C55	-1.0 (4)
C21—P1—C11—C12	-91.87 (19)	C53—C54—C55—C56	-0.4 (4)
C10—P1—C11—C12	161.19 (18)	C54—C55—C56—C51	1.5 (4)
Ag1—P1—C11—C12	34.9 (2)	C52—C51—C56—C55	-1.1 (4)
C16—C11—C12—C13	0.3 (4)	P3—C51—C56—C55	-178.53 (19)
P1—C11—C12—C13	177.82 (19)	C51—P3—C61—C62	23.1 (2)
C11—C12—C13—C14	0.1 (4)	C20—P3—C61—C62	-82.9 (2)
C12—C13—C14—C15	-0.4 (4)	Ag1—P3—C61—C62	144.64 (18)
C13—C14—C15—C16	0.4 (5)	C51—P3—C61—C66	-154.37 (18)
C12—C11—C16—C15	-0.4 (4)	C20—P3—C61—C66	99.57 (19)
P1—C11—C16—C15	-177.7 (2)	Ag1—P3—C61—C66	-32.9 (2)
C14—C15—C16—C11	0.0 (4)	C66—C61—C62—C63	-0.1 (4)
C81—P4—C20—P3	80.76 (14)	P3—C61—C62—C63	-177.56 (19)
C71—P4—C20—P3	-170.55 (13)	C61—C62—C63—C64	-0.6 (4)
Ag2—P4—C20—P3	-44.73 (14)	C62—C63—C64—C65	0.4 (4)
C51—P3—C20—P4	163.44 (13)	C63—C64—C65—C66	0.6 (4)
C61—P3—C20—P4	-86.20 (14)	C64—C65—C66—C61	-1.4 (4)
Ag1—P3—C20—P4	41.22 (16)	C62—C61—C66—C65	1.1 (3)
C11—P1—C21—C22	-57.0 (2)	P3—C61—C66—C65	178.75 (19)
C10—P1—C21—C22	50.8 (2)	C81—P4—C71—C76	12.8 (2)
Ag1—P1—C21—C22	178.74 (18)	C20—P4—C71—C76	-95.7 (2)
C11—P1—C21—C26	123.4 (2)	Ag2—P4—C71—C76	142.73 (18)
C10—P1—C21—C26	-128.8 (2)	C81—P4—C71—C72	-170.29 (18)
Ag1—P1—C21—C26	-0.8 (2)	C20—P4—C71—C72	81.27 (19)
C26—C21—C22—C23	-0.4 (4)	Ag2—P4—C71—C72	-40.3 (2)
P1—C21—C22—C23	-180.0 (2)	C76—C71—C72—C73	1.9 (4)
C21—C22—C23—C24	-0.4 (4)	P4—C71—C72—C73	-175.26 (19)
C22—C23—C24—C25	0.8 (4)	C71—C72—C73—C74	-1.3 (4)
C23—C24—C25—C26	-0.5 (4)	C72—C73—C74—C75	-0.2 (4)
C22—C21—C26—C25	0.7 (4)	C73—C74—C75—C76	1.1 (4)
P1—C21—C26—C25	-179.7 (2)	C74—C75—C76—C71	-0.5 (4)
C24—C25—C26—C21	-0.2 (4)	C72—C71—C76—C75	-0.9 (4)
C41—P2—C31—C36	42.3 (2)	P4—C71—C76—C75	175.93 (19)
C10—P2—C31—C36	-66.7 (2)	C71—P4—C81—C82	108.82 (19)
Ag2—P2—C31—C36	165.25 (18)	C20—P4—C81—C82	-147.44 (18)
C41—P2—C31—C32	-137.48 (19)	Ag2—P4—C81—C82	-23.3 (2)
C10—P2—C31—C32	113.5 (2)	C71—P4—C81—C86	-73.0 (2)

Ag2—P2—C31—C32	-14.5 (2)	C20—P4—C81—C86	30.8 (2)
C36—C31—C32—C33	0.1 (4)	Ag2—P4—C81—C86	154.91 (18)
P2—C31—C32—C33	179.9 (2)	C86—C81—C82—C83	0.9 (4)
C31—C32—C33—C34	-0.3 (4)	P4—C81—C82—C83	179.17 (19)
C32—C33—C34—C35	-0.2 (4)	C81—C82—C83—C84	-1.1 (4)
C33—C34—C35—C36	0.9 (4)	C82—C83—C84—C85	0.6 (4)
C32—C31—C36—C35	0.6 (4)	C83—C84—C85—C86	0.1 (4)
P2—C31—C36—C35	-179.2 (2)	C84—C85—C86—C81	-0.3 (4)
C34—C35—C36—C31	-1.1 (4)	C82—C81—C86—C85	-0.2 (4)
C31—P2—C41—C46	98.31 (19)	P4—C81—C86—C85	-178.40 (19)

Hydrogen-bond geometry (Å, °)

<i>D—H...A</i>	<i>D—H</i>	<i>H...A</i>	<i>D...A</i>	<i>D—H...A</i>
N1—H1...Cl2 ⁱ	0.88	2.32	3.1910 (19)	172
N2—H2A...Cl1 ⁱ	0.88	2.56	3.1618 (19)	126
N2—H2A...Cl2 ⁱ	0.88	2.84	3.595 (2)	144
N2—H2B...Cl1	0.88	2.52	3.328 (2)	152

Symmetry code: (i) $-x+1/2, -y+3/2, -z+1$.