


STUDY PROTOCOL

Open Access



# Sustainable, healthy cities: protocol of a mixed methods evaluation of a cluster randomized controlled trial for *Aedes* control in Brazil using a community mobilization approach

Kate Zinszer<sup>1,2,3\*</sup> , Andrea Caprara<sup>3</sup>, Antonio Lima<sup>4,5</sup>, Stéphanie Degroote<sup>6</sup>, Monica Zahreddine<sup>1</sup>, Kellyanne Abreu<sup>3</sup>, Mabel Carabali<sup>7</sup>, Katia Charland<sup>1</sup>, Mayana Azevedo Dantas<sup>3</sup>, José Wellington<sup>3</sup>, Beatriz Parra<sup>8</sup>, Florence Fournet<sup>6</sup>, Emmanuel Bonnet<sup>6</sup>, Denis Pérez<sup>1,9</sup>, Emilie Robert<sup>10</sup>, Christian Dagenais<sup>1</sup>, Tarik Benmarhnia<sup>11</sup>, Neil Andersson<sup>7,12</sup> and Valéry Ridde<sup>6</sup>

## Abstract

**Background:** Dengue is increasing in its global presence with an estimated 4 billion people at-risk of infection in at least 128 countries. Despite the promising results of EcoHealth and community mobilization approaches to *Aedes* reduction, more evidence of their efficacy on reducing dengue risk is needed. The principal research question is to determine if interventions based upon community mobilization reduce the risk of dengue virus infection among children 3 to 9 years old compared to usual dengue control practice in Fortaleza, Brazil.

**Methods:** The present study will follow a pragmatic cluster randomized controlled trial (cRCT) design with randomization at the census tract level with equal allocation to the two arms. In each arm, there will be 34 clusters of 86 children between 3 to 9 years old for an expected total of 5848 children enrolled in the study, assuming a risk reduction of 29.5% based upon findings from a previous multi-site cRCT. The primary outcomes are rates of anti-dengue Immunoglobulin G (IgG) seroconversion and adult female *Aedes* density. The intervention is based upon a participatory health research approach, Socializing Evidence for Participatory Action (SEPA), where the research evidence is used to foster community engagement and ownership of the health issue and solution. Following allocation, intervention communities will develop and implement their own solutions that will likely include a wide variety of collective events and media approaches. Data collection activities over a period of 3 years include household visits for blood collection, household surveys, and entomological surveys; and qualitative activities including focus groups, in-depth interviews, and document analysis to evaluate the process, acceptability, fidelity, and sustainability of the intervention. Study participants will be aware of their assignment and all research staff will be blinded although the intervention assignment will likely be revealed to field staff through interaction with participants.

(Continued on next page)

\* Correspondence: [kate.zinszer@umontreal.ca](mailto:kate.zinszer@umontreal.ca)

<sup>1</sup>School of Public Health, University of Montreal, Montréal, Québec, Canada

<sup>2</sup>Québec Public Health Research Centre, Montréal, Canada

Full list of author information is available at the end of the article



(Continued from previous page)

**Discussion:** The results of our study will provide evidence on community mobilization as an intervention for dengue control. We anticipate that if community mobilization is effective in Fortaleza, the results of this study will help develop evidence-based vector control programs in Brazil, and also in other countries struggling with *Aedes*-transmitted diseases.

**Trial registration:** [ISRCTN66131315](https://www.clinicaltrials.gov/ct2/show/study?term=ISRCTN66131315), registration date: 1 October 2018.

**Keywords:** Cluster randomized controlled trial, Dengue, Community-based intervention, Mixed methods, Community empowerment, Vector control, Brazil, *Aedes* mosquitos

## Background

Dengue is increasing in its global presence with an estimated 4 billion people at-risk of infection in at least 128 countries [1–3]. Rising incidence and large-scale outbreaks are largely due to inadequate living conditions, naïve populations, rapid urbanization, global trade and population mobility, climate change, and the aggressive nature of the mosquito vectors *Aedes aegypti* and *Aedes albopictus* [4–6]. Poor quality housing and sanitation management, and high population density are key determinants of increased risk of infection at the population level [7, 8]. It is estimated that dengue, the fastest spreading mosquito-borne viral disease, infects 390 million people annually [4, 9] with a 30-fold increase in incidence during the past 50 years [10]. Dengue is highly endemic in Brazil with over 1.7 million cases reported for 2016 and 2017 [11, 12]. In Brazilian cities, the inconsistency in the supply of household piped water requires inhabitants to store clean water in water containers and water reservoirs creating ideal breeding sites for *Aedes* within and near the households [13].

There is no current treatment for dengue and vaccines are in different stages of commercial development, with one vaccine being licensed although its implementation is context specific [14–16]. Preventing or reducing dengue transmission primarily depends on controlling the mosquito vectors or interrupting human-vector contact. Many vector control options have been identified but the evidence of effectiveness is often conflicting or missing [17]. There is increasing resistance of the mosquitos to larvicides and insecticides, [18, 19] which have failed to contain *Aedes* expansion [20–22] or result in sustained reductions of mosquito populations [17]. In addition, there are important health concerns related to the chronic exposure of pesticides [23, 24]. A recent meta-review of systematic reviews stated that better quality studies of *Aedes* intervention studies are needed [17] with a systematic review of *Aedes* control randomized control trials demonstrated the promising results from community mobilization interventions [25].

With the cost and growing burden of dengue, it is an urgent priority to identify effective evidence-based control options [17, 21, 26] in endemic and at-risk regions.

For dengue alone, worldwide estimates are as high as 39 billion USD per year on the costs of medical care, surveillance, vector control, and lost productivity [27]. Brazil is also prone to outbreaks of chikungunya and zika, which are transmitted by the same *Aedes* vectors. There were two waves of a chikungunya outbreak in 2016 and 2017 with a total of 445,274 cases [11, 12], and prior to the chikungunya outbreak, there was the introduction of zika. The zika outbreak began in 2015 and ended in 2017, which resulted in 231,566 cases, including 3014 cases of Congenital Zika Syndrome [28]. Given that immunity can be developed for chikungunya [29] and potentially for zika [30], and that the current number of cases for both diseases in Fortaleza is extremely low [31, 32], our study will focus on dengue infections.

A community mobilization trial, Camino Verde (IRISCTN27581154), based in Nicaragua and Mexico, demonstrated that community mobilization, as well as customization of activities to local contexts, were effective strategies for vector control and dengue reduction in a pesticide-free environment despite the differences between the two sites in socio-economic status, dengue prevalence, safety conditions, and community organization and support [7, 8]. Local pilot work conducted in Fortaleza included a cluster randomized controlled trial, which was conducted from 2012 to 2013 and demonstrated the effectiveness of an Ecohealth approach, including social participation, to reducing *Aedes* density [33]. Other local pilot work included a cluster randomized controlled which found that insecticide-treated curtains reduced seasonal dengue infections and *Aedes* mosquito density [34]. The design of our proposed trial is closely based on the Camino Verde study, which will occur in a different context in that it is highly urbanized and hyperendemic for dengue. We aim to evaluate the effectiveness of community mobilization in reducing the risk of dengue infections and mosquito infestation compared to usual dengue control practice in Fortaleza, Brazil.

## Objectives

The principal research question of this study is: does community mobilization reduce the risk of dengue virus

(DENV) infection compared to usual dengue control practice in Fortaleza, Brazil? The specific objectives are 1) Measure the impact of the intervention on the risk of primary dengue infections using serological indicators in participating children; 2) Measure the impact of the intervention on human exposure to adult female *Aedes* in participating households; 3) Measure the impact of the intervention on self-reported dengue in participating households; 4) Explain the heterogeneity of the effect of community mobilization; 5) Analyze the acceptability of the intervention and the empowerment process of communities and individuals.

### **Trial design**

We will follow a parallel pragmatic cluster randomized controlled trial (cRCT) design with randomization at the census tract level with equal allocation to the two arms, to evaluate the effectiveness of community mobilization measured by the risk of primary DENV infection, self-reported dengue cases, and *Aedes* infestation rates. The quantitative baseline assessment will include a household questionnaire, entomological evaluation of households and high-risk communal areas, and blood samples (from finger pricks) from children aged 3–9 years. Following the baseline assessment, allocation will occur after which community mobilization activities will begin for a period of 24 months. Baseline community interviews and focus groups for the qualitative studies will be performed just after allocation.

This is an investigator-initiated trial that was registered with ISRCTN66131315 prior to enrollment. The trial protocol was developed according to the Standardized Protocol Items: Recommendations for Interventional Trials (SPIRIT) guidelines (Additional file 1) [35].

### **Methods: participants, interventions, and outcomes**

#### **Study setting**

The city of Fortaleza, capital of Ceará State, is situated on the Atlantic coast of north-eastern Brazil with a rainy season from January to May. Fortaleza is vulnerable to infestation of *Aedes aegypti* due to its tropical climate, high population density and rapid population growth (4.9%; from 2010 to 2014 [36]), and inadequate sanitary conditions [33, 37]. Irregular water supply leads people to store water in various containers such as water tanks, cisterns, barrels, drums, bowls, and pots. Fortaleza is particularly burdened by arboviruses. From 2016 to 2017, there were 35,159 cases of dengue, 79,486 cases of chikungunya, 1598 cases of zika, and 52 cases of congenital zika syndrome reported in Fortaleza [31, 32, 38]. It is important to note zika cases began to appear in large numbers in Fortaleza in 2015 although the compulsory notification did not begin until 2016. There are two currently circulating dengue serotypes in Fortaleza,

DENV1 and DENV2 [39], with the public health officials anticipating the possibility of reintroduction of DENV3 within the next few years.

Standard dengue control practice activities of the Fortaleza Municipal Health Secretariat include periodic visits of houses and high-risk *Aedes* breeding grounds in communal areas (e.g., scrapyards, tire repair shops, etc.) by vector control agents for habitat destruction and application of the larvicide, Diflubenzuron, for containers that cannot be cleaned [40]. In Brazil, the use of temephos as a larvicide was discontinued in 2010 due to increased resistance and toxicity and the general population of Fortaleza do not have access to larvicides for domestic purposes. The Vector Control Department within the Fortaleza Municipal Health Secretariat is responsible for community education and mobilization actions in areas of higher transmission risk.

#### **Eligibility criteria**

During enrollment visits, all households in selected clusters with children from 3 to 9 years will be eligible and asked to participate in the trial [41]. Eligibility will be evaluated on three levels: cluster, household, and individual. The inclusion criteria will be: 1) any of the 3020 census tracts from the 2010 Census; 2) households permanently inhabited; 3) children aged 3 to 9 years. The exclusion criteria will be: 1) census tracts where interventions outside of vector control standard practices occurred within the last 5 years; 2) census tracts deemed to be too insecure for study personnel (determined based upon the opinion of the research team and stakeholders); 3) clusters with less than 230 households as previous work has shown that 230–240 households are required to obtain the needed sample size [8]; 4) abandoned or non-permanent households; 5) households with the intention to move outside of the household during the study period; 6) children with chronic disease or other health condition that preclude participation in the study; and 7) parents or guardians who are unable to give informed consent.

#### **Intervention**

Socializing evidence for participatory action (SEPA) is an approach to health promotion and community development based on the production and use of research evidence [7, 42]. Critical to SEPA is the socialization of research evidence to communities and leadership to foster engagement in finding solutions and local strategies to their own health problems. At allocation, community engagement will begin by presenting each intervention cluster with their baseline results through community meetings and household visits using community volunteers and facilitators from the research team. Volunteers from the communities will serve as organizers and educators trained by facilitators from the research team.

Intervention design groups will be organized in each cluster with community members, including a sub-sample of people with opinions on vector control interventions, for the development and design of the customized vector control activities and the implementation process. Customized community activities will be developed during community meetings and based on pilot studies may include: i) neighbourhood clean-up campaigns; ii) distribution of intervention package to promote research activities and efforts to reduce vector breeding sites; iii) collaboration with community and municipal services to improve garbage collection and to cover collection bins (highly productive breeding sites of *Aedes* [43, 44]); iv) school visits; v) artistic demonstrations or sport competitions; vi) SMS communication. Community activities will be continually adapted post-implementation while ensuring a rigorous documentation of the process and evolution with the facilitators monitoring and documenting community activities. Intercommunity (or intercluster) visits will be organized for volunteers of each cluster to share experiences between communities and to strengthen the group dynamics and the collective preventive action. Community-to-community monitoring will allow volunteers to gather both quantitative and qualitative information and will be opportunity to provide peer-encouragement and training for intervention field staff and communities.

We expect a high level of compliance, above 95%, in the activities chosen by the community against *Aedes* based on experience from preliminary work [33, 45]. The content, coverage, frequency, and duration of community and household participation and activity in community mobilization will be monitored through the fidelity and process analyses [46, 47]. Our long-term relationships with local stakeholders and field staff will facilitate the engagement of households and communities and we will ensure engagement through i) using baseline survey results [7], ii) implementation of a local steering committee involving community representatives, and iii) involving community members in the evaluation process through a participatory evaluation and interpreting the heterogeneity assessment of impact.

The control and intervention arms will receive standard practices of vector control of the Fortaleza Municipal Health Secretariat during the trial including periodic visits of houses and high-risk *Aedes* breeding grounds in communal areas (e.g., scrapyards, tire repair shops, etc.) for habitat destruction and application of larvicide and insecticide when necessary, and health education activities, provide by vector control agents.

### Outcomes

Primary outcomes are: rates of anti-dengue Immunoglobulin G (IgG) seroconversion (from negative to

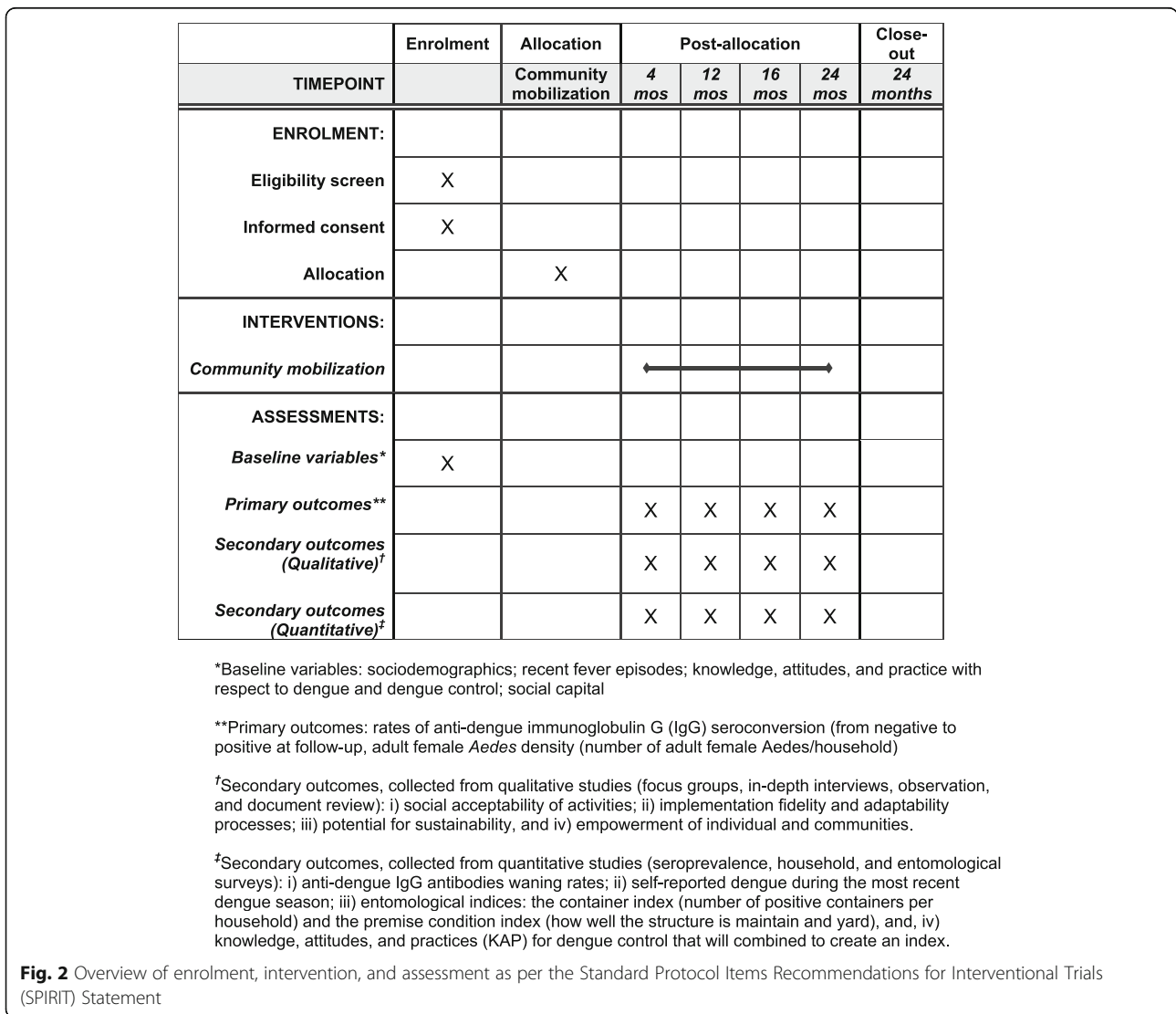
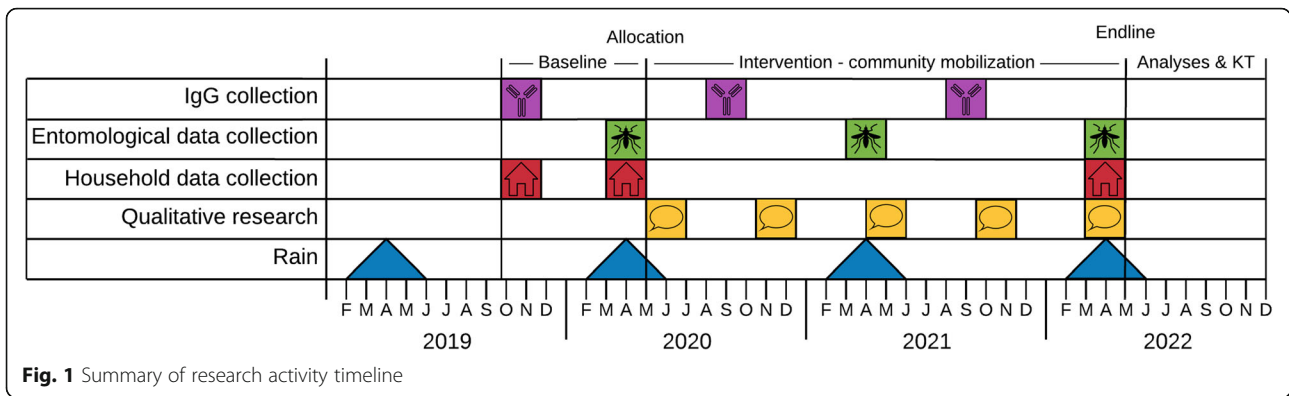
positive at follow-up) to evaluate the incidence of primary infections, and adult female *Aedes* density (number of adult female *Aedes* per household). Additional measurement of the antibodies waning rate or disappearance of detectable IgG antibodies (from positive at baseline to negative at follow-up), which may happen one to 2 years after primary dengue infections will determine the impact of the intervention on subsequent dengue secondary infections [48]. Secondary outcomes captured during household visits at baseline and follow-up are: i) anti-dengue IgG antibodies waning rates; ii) self-reported dengue during the most recent dengue season; iii) entomological indices: the container index (number of positive containers per household) and the premise condition index (how well the structure is maintain and yard), and, iv) knowledge, attitudes, and practices (KAP) for dengue control that will combined to create an index [49]. Secondary outcomes captured from the household survey, community focus groups, and in-depth individual interviews include: i) social acceptability of activities; ii) implementation fidelity and adaptability processes; iii) potential for sustainability, and iv) empowerment of individual and communities.

### Participant timeline

Household visits for the questionnaire will occur at dry season and rainy season baseline and at endline (Figs. 1 and 2). The seroprevalence baseline and follow-up surveys will occur yearly (for 3 years), 5 months after the rainy season peak to allow the maximum levels of IgG to be reached without residues of other immune reactions to cross-react [50]. A baseline entomological survey will occur in rainy season, the same period as the household questionnaire. Following baseline, entomological surveys will occur yearly during the rainy season. Community focus groups and interviews will occur twice a year, starting with the baseline assessment.

### Sample size

Our pilot data, along with a research member's (NA) RCT in Mexico and Nicaragua facilitated the sample size estimation. Our primary outcome of interest is risk of dengue seroconversion in 3 to 9 years old. The local pilot study's intraclass correlation coefficient (ICC) was 0.08 across the 10 control clusters and the control group risk of seroconversion was approximately 0.30 (population 5–15 years old). The community mobilization RCT for dengue prevention by Andersson et al. [7] determined an ICC of 0.03 across 150 clusters for dengue seroconversion in children aged 3 to 9 and a relative risk reduction of 29.5% (95% CI 3.8 to 55.4). Using the approach of Reich et al. [51] for finding sample sizes to compare proportions between group, assuming a risk of seroconversion of 0.30 in the control group and 0.2115





in the intervention group (based on relative risk reduction of 29.5%) and an ICC of 0.07, for 80% power, a significance level of 0.05 and 60 individuals per cluster, 32 clusters are required in each arm. An additional two clusters per arm will be added, in the event that a cluster is removed from the study due to violence creating unsafe conditions for field staff [37, 52]. To have a sufficiently powered analysis in the case of a 30% attrition rate of participants,  $60/0.7 = 86$  individuals per cluster per arm are required. There will be a total of 5848 participants recruited for this study (86 individuals/cluster  $\times$  68 clusters).

### Recruitment

Based on preliminary and exploratory studies [7, 8, 45, 53, 54], we observed high participation rates in seroprevalence surveys (93% to 100%) and the finger prick in children to collect blood samples was well accepted [45, 53–56]. During door-to-door enrolment visits the research teams will be assisted by community workers and volunteer facilitators to explain the aim and importance of the research to families. The starting point of household recruitment will be the centroid (as determined by QGIS) of each selected cluster with a radial pattern of household recruitment from the starting point, following the pattern of city blocks within the cluster.

Eligibility criteria of the household and individual will be verified. The goals of the study and all procedures

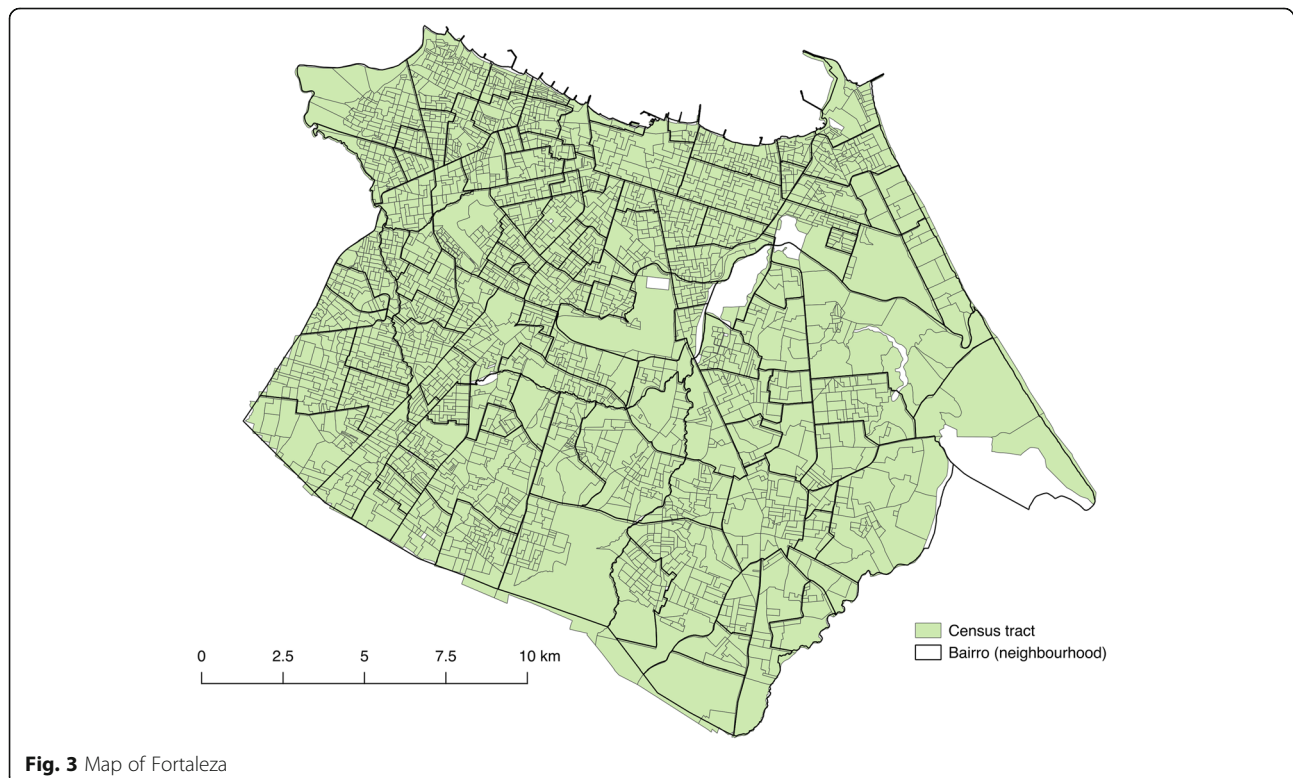
will be detailed following a pre-established script, the consent forms will be explained, and we will allocate adequate time to answer any prospective participant questions. Immediately after enrolment and consent of participation, entomological data collection and/or blood collection, as well as questionnaires administration will occur.

### Assignment of interventions

#### Cluster selection

In Fortaleza, there are 3020 census tracts with approximately 230 households and 810 individuals in each census tract (Fig. 3).

Each census tract or cluster will be enumerated and the cluster eligibility criteria will be applied. Following the identification of eligible clusters, a proportionate stratified random sample of eligible clusters will be conducted. The stratification will be based on a dengue risk index calculated from the cumulative incidence of dengue notifications from 2016 to 2018 per neighbourhood or bairro, available from the Fortaleza Municipal Health Secretariat [57]. Census tracts within each bairro will be assigned to the same risk strata. Furthermore, a 400 m buffer for each cluster will be used to reduce contamination, creating a 800 m minimum distance between clusters. Clusters within that boundary area will be replaced by the next cluster, from a ranked list based upon stratification criteria [58].



**Fig. 3** Map of Fortaleza

### **Allocation**

After both baseline collections, the rate of IgG seroconversion of each cluster will be calculated. Based on the overall distribution of seroconversion rate, there will be five risk strata created and each cluster from the baseline assessment will then be assigned to a risk stratum. A computer generated (block) randomization of each enumerated member of the strata will be assigned to either the intervention or control arm.

### **Blinding**

Study participants will be aware of their assignment given that active participation in research design and activities will be encouraged for participants in the intervention group, whereas participation of those in the control group will not be solicited. Research staff involved in data collection will be blind to intervention assignment although intervention assignment may be revealed through interaction with the participants. During the analysis, all data will be anonymized, and research staff involved will be blinded to group assignment.

### **Contamination**

Despite the protective measure of excluding clusters that are within 800 m from another cluster, there will likely be contamination through people interacting between the clusters at the individual or household level and through schools [8]. In addition, mosquitos from neighbouring households may influence rates in the intervention sites and children may get bitten by infected mosquitos outside of their intervention site. Both types of contamination will reduce the measured difference between control and intervention clusters although we will document the spread of intervention beyond the intervention clusters by monitoring any changes in behaviors within households and at the cluster level. Furthermore, we will collect school data from participating children including GPS coordinates for the schools and identify if the school is in a control or treatment area. This information will be included in the final analysis to estimate the impact of potential contamination on our findings.

### **Data collection methods**

#### **Blood samples**

Dried blood spot (DBS) samples will be collected at baseline and follow-up visits by trained nurse technicians, according to aseptic measures using disposable contact activated lancet and gloves. Finger prick will be used to facilitate the sampling procedure for children. A thin layer of lidocaine gel (topic local anesthetic) will be applied to ease the sting of the prick [59]. Expressed blood drops will be placed on filter paper [60–63]. All samples will be anonymized with study ID code upon

collection and will be stored and labeled using barcoded stickers. Samples will be stored individually in a resealable plastic bag in a refrigerator between 4 °C and 1 °C until processing for analyses. DBS elution will be diluted for enzyme-linked immunoabsorbent assays (ELISA) using Panbio Dengue IgG Indirect ELISA kits for the detection of IgG antibodies to dengue antigen serotypes (1, 2, 3 and 4) in serum.

### **Entomological assessments**

Each participating household will be inspected by entomological workers for all indoor and outdoor containers (tires, flower vases, water storage barrels, laundry wash basins, plastic tarps, puddles, and discarded containers such as bottles, cans, drums, metal pots, and plastic containers) including natural habitats such as tree holes and leaf axils [8]. Entomological surveys will also be conducted in elementary schools, identifying high-risk areas for breeding sites within each school as well as high-risk areas within the cluster (e.g., waste collecting bins, scrap yards, vacant lots, landfills). Schools and households will also have a premise condition index, which is based upon the house or school structure conditions (e.g., well-maintained) and yard conditions, if applicable, (e.g., well-maintained), which will range from 0 to 6 [64]. All containers will be classified according to size and use (routinely used or not in use), and presence (based on visual inspection) of larvae and/or pupae, which will be used to calculate the container index (number of positive containers per household). Adult mosquito collection will be conducted for each household using Prokopact aspirators, for a collection time of 1 h for both inside and outside of the home. Captured mosquitos will be stored on wet or dry ice in an insulating container and transported to the laboratory where all adult female *Aedes aegypti* and *Aedes albopictus* will be identified and stored. This will be used to calculate the number of adult female *Aedes* mosquitos per household. Ambient temperature and relative humidity will be recorded for each household during the entomological surveys using an iButton sensor.

### **Household survey**

A questionnaire will be administered to a principal adult respondent by a trained interviewer during the entomological inspections and will include questions about: sociodemographics; recent dengue episodes; KAP [49] with respect to dengue and dengue control practices; social capital; acceptability [65] and participation in research activities. The wet season baseline will be shorter in length, focusing on recent dengue episodes and KAP.

### **Community focus groups and interviews**

There will also be a series of focus groups convening representatives from six intervention communities as well as individual interviews, with a subsample of people with opinions on vector control interventions (principle of purposeful sampling, criterion-i) [66]. Intervention communities will be self-identified neighbourhoods that are not confined to the intervention clusters [7] although eight intervention clusters will be randomly chosen, according to a risk index which will be created from the baseline data using principal component analysis. The eight clusters will be selected to represent the range of heterogeneity of risk amongst the intervention clusters. Clusters will be used as a starting point in identifying intervention communities.

Focus groups, with at least 4 groups of 8 to 10 individuals each, will include representatives from each intervention community that will meet every 6 months. Individual interviews (25 to 30 people) will be conducted with key stakeholders from each intervention community every 6 months with data saturation taken into consideration. This information will be used for a series of analyses including process, social acceptability, fidelity, empowerment, and realist. All focus group and interviews will be carried by researchers in social sciences who will record, transcribe and analyse the data according to the framework analysis and realistic evaluation process [65, 67].

### **Document analysis**

For the fidelity analysis [46, 68], a process documentation system will be created. Implementation communities will be identified post-allocation and the types of actors involved in each component or intervention activity. The critical points for assessment in the implementation process will be identified and self-report forms will be created based on specific descriptors of fidelity to the intervention (i.e. details of content, processes, frequency, duration, coverage) which will be completed by facilitators in each community. A purposive heterogeneous sample of the actors involved in the implementation will be trained in completing the forms systematically while implementing the interventions. The self-report forms will be collected every 6 months, coinciding with household data collection.

### **Data quality assurance**

For serological analyses, the assay will be run with controls and cut off samples (quality control procedure) included within the ELISA kit and once the assay passes the quality control measures, unique samples will be tested. For individual with samples that seroconvert during follow-up, both samples from baseline and follow-up will be tested again in the same assay plate as controls

for confirmatory testing. In addition, paired samples (baseline and follow-up surveys) will be used as procedures control to validate time consistency in the laboratory analyses. A random subsample of 10% of seroconverted samples for anti-DENV IgG will undergo PRNT for confirmation of infection, verify cross reaction with other arboviruses and serotyping. For the entomology samples, a chief lab entomologist will validate counting and classification by species for 1% of all samples.

Standard Operating Procedures (SOPs) will be adapted from previous studies and implemented for all procedures included in that trial. All research members and personnel will adhere to strict data quality assurance processes. At the beginning of trial preparation, a workshop will be held in Brazil for research members to discuss and develop guidelines and SOPs for research staff and field teams. The procedures' stringent application will be supervised by the field coordinator. A two-day training session will be held for each field team to ensure good practice during data collection. The training will include different modules according to personnel needs: recruitment and interviews techniques, blood collection, entomological data collection, electronic data collection, confidentiality, and qualitative data collection. There will be field supervisors for blood collection, household surveys, entomological surveys, and qualitative data to ensure high quality data collection. Further quality assurance steps are described in the data monitoring section.

### **Approach for participant retention**

Based on experience in pilot work ranging between 10% [7] to 20% [45] loss to follow-up with 2 visits, we have estimated a 30% rate of attrition in the current study, due to increased length of follow-up (4 follow-up visits). Participation and follow-up will be encouraged by offering at-home visits and the possibility of rescheduling visits when necessary. All data collection milestones will be scheduled in consultation with the local steering committee to determine the best possible time for the community. Advertisement will be made within the community prior the home visits for data collection to inform households of the upcoming visit of the research team. To compensate for losses due to attrition, decreased participation, and potential biological sample losses, we plan a 43% increase in recruitment.

### **Data management**

The data collected from the entomological and household assessments will be collected electronically on android phones, that have been programmed Open Data Kit (<https://opendatakit.org>) which is an open source software. This allows integrating questionnaires in a light



application with the appropriate skip logic, value restrictions, and data quality checks before a survey can be finalized. Once a survey is complete, the data will be saved locally on the android phone and later with wifi access, will be synchronized via secure sockets layer (SSL) to a secure server with KoBoToolbox (<https://www.kobotoolbox.org>). Survey data, GPS coordinates of households and of communal *Aedes* breeding sites, and audio recordings from focus groups can be captured by Open Data Kit and then stored on KoboToolbox. This platform has several features including archiving data, descriptive statistics and visualizations of the data, basic maps, with several export formats possible. All other data, such as the laboratory results from the blood and entomological samples, temperature and humidity data, and the qualitative studies will be stored on a secure server with the French Institute for Research on Sustainable Development (IRD).

### Statistical methods

We will follow an intention-to-treat (ITT) approach. To estimate the potential impact of the intervention on the risk of dengue seroconversion, we propose a conditional (multilevel) modeling approach (i.e., using mixed effects models) [69]. To estimate the incidence risk ratio of seroconversion in the intervention group relative to the control group, a log-binomial model will be used which assumes a log link under the assumption of a binomial distribution [70]. Since the intervention effect of marginal and conditional models are only the same for the identity and log links [69], if convergence is an issue, a robust Poisson model with log link and robust variance will be used [70]. In addition to the fixed effect for the intervention, the log-binomial mixed model will have random effects for strata, measurement period (baseline, first follow-up, second follow-up), household, and census tract (cluster). The random effects for period will allow us to assess period by period differences in the risk of seroconversion. Also, as an alternative to the strata random effects, we will consider the baseline risk indicator (cumulative dengue incidence at the bairro level) that was used to stratify clusters. Additional baseline covariates may be considered for inclusion at the patient and household level (e.g., age, sex, socioeconomic status). We anticipate that the cluster sizes will remain relatively similar across all clusters but if losses due to attrition result in significant differences, we will then use inverse probability weights by cluster size in the analysis. For the primary outcomes of adult female *Aedes* density, we will use the same approach: a conditional (multilevel) modeling approach (i.e., using mixed effects models) with a Poisson distribution. For KAP and social capital, they will be examined as potential effect modifiers/confounders with each outcome. An index of KAP will be

created using principal component analysis. Additionally, indicators on the community interventions captured from the fidelity analysis (e.g., content, coverage, frequency, and duration) may be included as fixed effects in the models to estimate the impact of intervention variability on the results.

Data will be analyzed descriptively immediately after the baseline survey to disseminate the results during the needs assessment. Following this, the data will be analyzed every 6 months for preliminary results with a global analysis at the end of follow-up. The qualitative research analyses obtained from community focus groups and interviews will occur after endline.

### Additional and subgroup analyses

Given the potential for participants to have more than one dengue infection during the study period, the rate of dengue infection will be modelled using Poisson regression, while using random effects strata, measurement period (baseline, first follow-up, second follow-up), household, and census tract (cluster). Additional baseline covariates may be considered for inclusion at the patient and household level (e.g., age, sex, socioeconomic status).

We will assess any differences in the associations of intervention and risk of dengue seroconversion by age group ( $\leq 5$  yrs. and  $\geq 6$  yrs) and by socio-economic status (SES). Separately for the age group and SES variables, we will conduct a Cochran Q test [71] to test for differential changes in risk across time points between the vulnerable and non-vulnerable subgroups. Then, we will extend the models to allow for differential effects by including interaction terms between the intervention variable and a dummy variable for the vulnerable subgroup of interest [72]. We will finally consider an Oaxaca-Blinder decomposition analyses [73] to decompose the treatment effect variable between subgroups and estimate the exact contribution of the intervention to changes in inequities occurring after the implementation of the intervention. These are secondary objectives and the study may not be sufficiently powered to detect important differences between these subgroups for one or both variables.

### Spatial analyses

Spatial analyses will be carried out to study the extent to which cases of dengue are spatially differentiated, and assess predictors that could explain these differences. We will use local methods of aggregates detection in space. The spatial scan approach elaborated by Kulldorf [74] will be adapted for our purpose. Typically, the scan statistic is used to identify unusual clustering of cases, but we will capitalize on its properties to determine whether any observed spatial heterogeneity is due to a

few distant spatial units or to larger geographic zones of varying risk [75]. Geographically weighted regressions [76] will enable understanding the relation between the outcomes of primary interest: IgG seroconversion and adult female *Aedes* density, while cluster analysis using Local Indicators of Spatial Association [77] will allow us to assess the significance of spatially-concentrated cases. We will examine various environmental and population-level demographic spatial predictors that could explain the spatial heterogeneity of dengue transmission risk using a Bayesian hierarchical Poisson model.

### **Missing data**

There will likely be in-migration and out-migration from the community and we will add new arrivals to the study (but will not follow those leaving the household clusters if they move outside of a study cluster). We do not expect there to be differential out-migration between intervention and control clusters. To decrease the potential selection bias resulting from informative censoring (differential attrition) we will 1) minimize loss to follow-up by performing home-based visits, and 2) at the analysis stage, make use of methodological techniques such as inverse probability of censoring weighting [78, 79], which enables estimation of the effect in the presence of informative censoring by weighting each participant according to their conditional probabilities of staying or leaving the study [80]. In addition, it has been shown that the participatory approach of community-based interventions enhances the participation and reduces the attrition in health interventions [7, 81, 82]. In any case, attrition will be reported and managed adequately to best standards for RCT validity [83]. We will analyse missing data using Amelia II [84] to impute values for missing data for the primary outcome (serological evidence of recent DENV infection). Estimates will reconcile data from ten imputed cross-sectional data sets in the R package Zelig [85] applied at multiple time points.

### **Qualitative methods**

#### ***Fidelity and process analysis***

We will first incorporate feedback on the intervention's theory of change from key stakeholders. To measure fidelity, programmed activities (defined with specific descriptors using questions formulated based on the theory of the intervention) and their actual implementation will be compared in terms of content, coverage, frequency, and duration [86]. The assessment of processes will focus on the internal dynamics of the interventions, the roles, perceptions and coping strategies of actors, adaptation to changes brought about by activities, implementation fidelity moderating factors (i.e. quality of delivery of the intervention, participants recruitment,

responsiveness/acceptability and expectations, comprehensiveness of the intervention description, facilitations strategies and implementation context), barriers and facilitators of the implementation, any unintended effects, the evolution of programs and activities, and the mediating effect of the context [87–89]. Data will be collected from the self-report forms established for process documentation and from in-depth interviews with a purposive heterogeneous sample of implementation from key stakeholders. We will assess the participation process using a participation framework and indicators [90, 91]. The fidelity data will be analysed with the Perez et al. [46] framework and qualitative data will be analysed using an inductive approach [92]. Component analysis will be also conducted by using implementation fidelity data and outcomes performance from different implementation units of the intervention.

#### ***Social acceptability analysis***

This analysis will be performed on two levels with a mixed methods approach using the theoretical framework proposed by Sekhon et al. [65]. The acceptability of stakeholders involved in designing and implementing the interventions will be assessed in the development and adaptive process of the activities. The qualitative data will be collected through the in-depth interviews planned for assessed fidelity moderators mentioned above. Acceptability will also be assessed with quantitative data at household level as part of the household surveys. The qualitative data will be analysed using a framework analysis approach [92, 93] and the household survey data will be analysed using a generalized estimating equation approach for proportional odds logistic regression model with repeated measures [94].

#### ***Realist analysis***

Realist evaluation (RE) [67] is an innovative approach to understand complex social interventions such as community mobilization. Using generative causation, RE aims to highlight cause-and-effect tendencies in the occurrence of an outcome in a specific context by determining the reasoning and reactions of agent(s) [95]. RE will focus on: i) participation of stakeholders; ii) adaptation of interventions; and iii) education and awareness of target populations. An embedded multiple-case study design will be used [96], with the three entities of analysis. These will include participants, neighbourhoods, and households. First, we will develop concrete theories underlying the potential effects of specific programme mechanisms through a workshop involving key stakeholders. Second, the research team will generate hypotheses from the theoretical literature to explain the process by which the intervention may produce the outcomes in certain contexts. Third, the hypotheses will be

tested on empirical data, in order to clarify interactions between contexts, mechanisms and outcomes. Empirical data will be provided by the same focus group and individual interviews with communities in addition of individual interviews with key stakeholders involved in the intervention implementation, as well as the results of the KAP questions from the household survey.

### **Sustainability analysis**

A planned and regular documentation of the project using the Template for Intervention Description and Replication for Population and Health Interventions [97], as well as in-depth interview with key players of the intervention, and cost data will help us evaluate the potential for sustainability of the intervention. We will use the five programmatic characteristics (leadership, capacity, interactions (notions of integration), flexibility/adaptability and performance) proposed by Shigayeva and Coker (2015) [98] to perform this analysis. The qualitative data will be analysed using a framework analysis approach [93].

### **Methods: monitoring**

#### **Data monitoring**

An external data monitoring committee will not be appointed given the low-risk to participant safety, although there will be an internal Data & Technology committee that will manage the data monitoring and evaluation for data quality assurance. Data monitoring will occur in real-time to examine response rates and numbers of interviews, missingness and other data quality issues, location match checking, and to identify problematic questions or interviewers. Data will be analyzed immediately after the baseline survey to disseminate the results during the needs assessment. Following this, the quantitative and qualitative data will be analyzed every 6 months following data collection for preliminary results with a global analysis at the end of follow-up. The results of the dengue incidence testing in study participants will be reported to Epidemiology Surveillance Division of the Fortaleza Municipal Health Secretariat.

#### **Harms**

The nurses who will be conducted the finger pricks, will be encouraged to report any potential adverse events (e.g., haemolysis, severe pain) to the investigators, who will report these findings to the governing institutional review boards [99].

### **Ethics and dissemination**

#### **Consent**

Consent forms will be presented and the study explained to household principal respondents to obtain the authorization of the household participation, using a

standard script. They will explain that participants may decline to answer any questions and may terminate the interview at any time, which will proceed if the respondents have provided their consent. An additional consent form will be presented and explained to the parent or legal guardian of the eligible child, to obtain blood samples via finger pricks, with the assurance that the results will be returned to them. The study and the procedure for blood collection will also be explained to the child in an age adapted language, who will be asked for study participation acceptance using an assent form, which may include the use of visual aids.

#### **Confidentiality**

Maintaining confidentiality of participants and communities will be central to the training of fieldworkers and data operators. Only group findings will be reported with no names or personal identifiers recorded next to individual responses. All surveys and laboratory specimens will be identified by a coded ID, which will be used to link households and children participants to their information. All records that contain names or other personal identifiers will be stored separately and will have restrict access: paper informed consent will be stored under key at the Universidade Estadual do Ceará, and coded IDs file in a password protected database. These data will be kept for 7 years after the end of the project (December 2029). Anonymized data will be safely stored in a backup platform of the Institut de recherche pour le développement (IRD), France, and protected by secure access. In focus groups, no names of focus group participants will be recorded, and reports of focus group findings will not identify individual communities. All principal investigators will be given access to the cleaned, final datasets.

#### **Dissemination**

Knowledge translation is integrated throughout our research study [100]. We will share study results with the participants, including after the baseline assessment, through community meetings and the study website. Parents or guardians of children participants will be informed of the status of their child's test results via a call from a study nurse. Wide dissemination of our findings will occur with the Fortaleza Municipal Health Secretariat and the Brazilian National Institute of Health through policy briefs and deliberative workshops. Policy briefs will use infographic material and written in plain language to summarize the key elements of the study and its results. They will also propose clear recommendations for action based on the results produced. Deliberative dialogue [101, 102] is a workshop that allows research evidence to be considered together with the views, experiences and tacit knowledge of those who will

be involved in, or affected by, future decisions about high priority issues [103]. Deliberative dialogues have been documented as improving the acquisition of new knowledge, the intention to use the research evidence, and have led to concrete actions aimed at implementing recommendations emerging from the dialogue [104]. We will also disseminate our results to other endemic countries through our policy briefs as well as through international and regional *Aedes* and arboviruses networks, notably AEDES Network, DENTARGET, WHO/TDR, and PAHO. We will disseminate to the broader scientific community through open access publications and presentations at national and international conferences, and authorship will be determined according to our internal authorship guidelines. We also make aggregate data of the study's findings publicly available, after publication, through the study website.

## Discussion

Community mobilization is a promising approach to dengue control in that it inherently involves strong community engagement and participation as well as local customization of interventions [105]. There is an important need to determine the effectiveness of community mobilization in different contexts through high quality studies with sufficient follow-up periods including process and fidelity evaluations. Our study also contains several innovative aspects including embedded qualitative research that will determine the potential sustainability of community mobilization in Fortaleza and also the evolution of community engagement and intervention development and how this variation influences the intervention impact. It is expected that the results of this work provide further evidence on community mobilization as an intervention for dengue control in endemic countries. We anticipate that if the intervention of community mobilization is effective in Fortaleza, the results of this study will help develop evidence-based vector control programs in Brazil and in other countries struggling with *Aedes*-transmitted diseases.

## Trial status

Recruitment of participants began on 15 November 2019 and will be completed by 30 June 2020. The protocol version number is COESA-FORTALEZA-2019, dated 15 December 2019.

## Supplementary information

**Supplementary information** accompanies this paper at <https://doi.org/10.1186/s13063-019-3714-8>.

**Additional file 1.** SPIRIT 2013 Checklist: Recommended items to address in a clinical trial protocol and related documents\*.

## Abbreviations

CI: Confidence interval; cRCT: Cluster randomized controlled trial; DBS: Dried blood spot; DENV: Dengue virus; ELISA: Enzyme-linked immunosorbent assays; GPS: Global positioning system; ICC: Intraclass correlation coefficient; IgG: Immunoglobulin G; IRD: French Institute for Research on Sustainable Development; ITT: Intention-to-treat; KAP: Knowledge, attitudes, and practices; PAHO: Pan American Health Organization; PRNT: Plaque reduction neutralization test; RE: Realist evaluation; SES: Socio-economic status; SMS: Short messaging service; SOPs: Standard operating procedures; SSL: Secure sockets layer; TDR: Special Programme for Research and Training in Tropical Diseases; WHO: World Health Organization

## Acknowledgements

We would like to thank the numerous researchers and practitioners we consulted while developing this protocol, in addition to the excellent and insightful reviews of this protocol provided by Trial reviewers: Dr. Chris Bonell, Dr. Agnes Caille, Dr. Charles Heilig, and Dr. Edward Thomsen. The authors thank the Quebec Population Health Research Network (QPHRN) for its contribution to the financing of this publication.

## Authors' contributions

Conceptualization: VR SD AC KZ AL NA. Epidemiological methodology: KZ NA KC TB AL MC EB. Qualitative methodology: VR ER DP MAD CD. Entomological methodology: JW AL FF. Laboratory methodology: MC SD BP. Funding acquisition: KZ VR SD AC AL. Writing – original draft: KZ SD. Writing – review & editing: KZ AC AL MZ KA FF MC ER DP VR. All authors reviewed the content and approved the final version.

## Funding

The Canadian Institutes of Health Research provided funding through the Project Grant program (201803PJ-400444-RC2-CFCA-120159), which had no role in the design of trial and will not have any role in the study conduct, data management, or finding interpretation.

## Availability of data and materials

Aggregate data generated from this data will be made available through the study website.

## Ethics approval and consent to participate

The protocol of this study has been approved by Health Research Ethics Committee at the University of Montreal (reference number 18–141) and the Comit  de  tica em Pesquisa da Universidade Estadual do Cear  (State University of Cear , reference number 3.083.892).

All eligible participants will provide their signed informed consent prior to enrolment. Any important protocol modifications will be communicated to all relevant parties (e.g., investigators, IRBs, study participants, trial registry).

## Consent for publication

Not applicable.

## Competing interests

The authors declare that they have no competing interests.

## Author details

<sup>1</sup>School of Public Health, University of Montreal, Montr al, Qu bec, Canada. <sup>2</sup>Qu bec Public Health Research Centre, Montr al, Canada. <sup>3</sup>Qu bec Population Health Research Network, Montr al, Canada. <sup>4</sup>Fortaleza Municipal Health Secretariat, Fortaleza, Brazil. <sup>5</sup>University of Fortaleza, Fortaleza, Brazil. <sup>6</sup>French Institute for Research on Sustainable Development, Paris, France. <sup>7</sup>McGill University, Montr al, Canada. <sup>8</sup>Universitario del Valle, Cali, Colombia. <sup>9</sup>Pedro Kour  Tropical Medicine Institute, Havana, Cuba. <sup>10</sup>SHERPA Research Centre, Montr al, Canada. <sup>11</sup>University of California, San Diego, USA. <sup>12</sup>Universidad Aut noma De Guerrero, Acapulco, Mexico.



Received: 17 April 2019 Accepted: 9 September 2019

Published online: 14 February 2020

## References

- Guo C, Zhou Z, Wen Z, Liu Y, Zeng C, Xiao D, et al. Global epidemiology of dengue outbreaks in 1990–2015: a systematic review and meta-analysis. *Front Cell Infect Microbiol*. 2017;7:317.
- Sharp TM, Tomashek KM, Read JS, Margolis HS, Waterman SH. A new look at an old disease: recent insights into the global epidemiology of dengue. *Curr Epidemiol Rep*. 2017;4(1):11–21.
- World Health Organization. Dengue control: Epidemiology. <http://www.who.int/denguecontrol/epidemiology/en/>. Accessed 14 Nov 2018.
- Bhatt S, Gething PW, Brady OJ, Messina JP, Farlow AW, Moyes CL, et al. The global distribution and burden of dengue. *Nature*. 2013;496(7446):504–7.
- Gubler DJ. Dengue, urbanization and globalization: the unholy trinity of the 21st century. *Tropical Med Int Health*. 2011;39(Suppl 4):3–11.
- Gubler DJ. The economic burden of dengue. *Am J Trop Med Hyg*. 2012;86(5):743–4.
- Andersson N, Nava-Aguilera E, Arostegui J, Morales-Perez A, Suazo-Laguna H, Legorreta-Soberanis J, et al. Evidence based community mobilization for dengue prevention in Nicaragua and Mexico (Camino Verde, the Green Way): cluster randomized controlled trial. *Br Med J (Clin Res Ed)*. 2015;351:h3267.
- Andersson N, Arostegui J, Nava-Aguilera E, Harris E, Ledogar RJ. Camino Verde (The Green Way): evidence-based community mobilisation for dengue control in Nicaragua and Mexico: feasibility study and study protocol for a randomised controlled trial. *BMC Public Health*. 2017;17(Suppl 1):407.
- Brady MA, Hooper PJ, Ottesen EA. Projected benefits from integrating NTD programs in sub-Saharan Africa. *Trends Parasitol*. 2006;22(7):285–91.
- World Health Organization. A global brief on vector-borne diseases. Geneva: World Health Organization; 2014. [https://apps.who.int/iris/bitstream/handle/10665/111008/WHO\\_DCO\\_WHD\\_2014.1\\_eng.pdf;jsessionid=AE9C3910C3846D9581BEF28353D35F60?sequence=1](https://apps.who.int/iris/bitstream/handle/10665/111008/WHO_DCO_WHD_2014.1_eng.pdf;jsessionid=AE9C3910C3846D9581BEF28353D35F60?sequence=1). Accessed 20 Dec 2018
- Ministério da Saúde do Brasil. Boletim epidemiológico: monitoramento dos casos de dengue, febre de chikungunya e febre pelo vírus Zika até a semana epidemiológica 52, 2016. <http://portal.arquivos2.saude.gov.br/images/pdf/2017/abril/06/2017-002-Monitoramento-dos-casos-de-dengue%2D%2Dfebre-de-chikungunya-e-febre-pelo-v%2D%2DZika-ate-a-Semana-Epidemiologica-52%2D%2D2016.pdf>. Accessed 8 Nov 2018.
- Ministério da Saúde do Brasil. Boletim epidemiológico: monitoramento dos casos de dengue, febre de chikungunya e febre pelo vírus Zika até a semana epidemiológica 52, 2017. <http://portal.arquivos2.saude.gov.br/images/pdf/2018/fevereiro/20/2018-003-Final.pdf>. Accessed 8 Nov 2018.
- Heukelbach J, De Oliveira FAS, Kerr-Pontes LRS, Feldmeier H. Risk factors associated with an outbreak of dengue fever in a favela in Fortaleza, north-East Brazil. *Tropical Med Int Health*. 2001;6(8):635–42.
- Lim JK, Lee YS, Wilder-Smith A, Thiry G, Mahoney R, Yoon IK. Points for consideration for dengue vaccine introduction - recommendations by the dengue vaccine initiative. *Expert Rev Vaccines*. 2016;15(4):529–38.
- World Health O. Dengue vaccine: WHO position paper, July 2016 - recommendations. *Vaccine*. 2017;35(9):1200–1.
- Lourenco J, Recker M. Dengue serotype immune-interactions and their consequences for vaccine impact predictions. *Epidemics*. 2016;16:40–8.
- Bouzid M, Brainard J, Hooper L, Hunter PR. Public health interventions for Aedes control in the time of Zikavirus- a meta-review on effectiveness of vector control strategies. *PLoS Negl Trop Dis*. 2016;10(12):e0005176.
- Corbel V, Fonseca DM, Weetman D, Pinto J, Achee NL, Chandre F, et al. International workshop on insecticide resistance in vectors of arboviruses, December 2016, Rio de Janeiro, Brazil. *Parasit Vectors*. 2017;10(1):278.
- World Health Organization. WHO global insecticide resistance database. 2014. [https://www.who.int/malaria/areas/vector\\_control/insecticide\\_resistance\\_database/en/](https://www.who.int/malaria/areas/vector_control/insecticide_resistance_database/en/). Accessed 2 Sept 2018.
- Rivero A, Vézilier J, Weill M, Read AF, Gandon S. Insecticide control of vector-borne diseases: when is insecticide resistance a problem? *PLoS Pathog*. 2010;6(8):e1001000.
- World Health Organization. Global vector control response 2017–2030. Geneva: World Health Organization; 2017. Licence: CC BY-NC-SA 3.0 IGO. <https://www.who.int/vector-control/publications/global-control-response/en/>. Accessed 08 Jan 2019
- Forum on Microbial Threats; Board on Global Health; Health and Medicine Division; National Academies of Sciences, Engineering, and Medicine. Global health impacts of vector-borne diseases: workshop summary. Washington (DC): National Academies Press (US); 2016. <https://www.ncbi.nlm.nih.gov/books/NBK390426/>. Accessed 30 Jan 2019
- Muñoz-Quezada MT, Lucero BA, Iglesias VP, Muñoz MP, Cornejo CA, Achu E, et al. Chronic exposure to organophosphate (OP) pesticides and neuropsychological functioning in farm workers: a review. *Int J Occup Environ Health*. 2016;22(1):68–79.
- Comfort N, Re DB. Sex-specific neurotoxic effects of organophosphate pesticides across the life course. *Curr Environ Health Rep*. 2017;4(4):392–404.
- Alvarado-Castro V, Paredes-Solis S, Nava-Aguilera E, Morales-Pérez A, Alarcón-Morales L, Balderas-Vargas NA, et al. Assessing the effects of interventions for *Aedes aegypti* control: systematic review and meta-analysis of cluster randomised controlled trials. *BMC Public Health*. 2017;17(Suppl 1):384.
- Bowman LR, Donegan S, McCall PJ. Is dengue vector control deficient in effectiveness or evidence?: systematic review and meta-analysis. *PLoS Negl Trop Dis*. 2016;10(3):e0004551.
- Selck FW, Adalja AA, Boddie CR. An estimate of the global health care and lost productivity costs of dengue. *Vector Borne Zoonotic Dis*. 2014;14(11):824–6.
- Ministério da Saúde do Brasil. Monitoramento integrado de alterações no crescimento e desenvolvimento relacionadas à infecção pelo vírus Zika e outras etiologias infecciosas até a semana epidemiológica 44 de 2017. <http://portal.arquivos2.saude.gov.br/images/pdf/2018/novembro/07/2018-053-Monitoramento-integrado-Semana-Epidemiologica-40-publicacao.pdf>. Accessed 09 Feb 2019.
- Auerswald H, Boussioux C, In S, Mao S, Ong S, Huy R, et al. Broad and long-lasting immune protection against various chikungunya genotypes demonstrated by participants in a cross-sectional study in a Cambodian rural community. *Emerg Microbes Infect*. 2018;7(1):13.
- Poland GA, Kennedy RB, Ovsyannikova IG, Palacios R, Ho PL, Kalil J. Development of vaccines against Zika virus. *Lancet Infect Dis*. 2018.
- Secretaria Municipal de Saúde de Fortaleza. Boletim semanal da febre de Chikungunya em Fortaleza. SE 52, 2017. Fortaleza, 2017. [https://saude.fortaleza.ce.gov.br/images/Boletins/chikungunya/2017/52\\_Boletim-Chikungunya-Semana-Epidemiologica-52.pdf](https://saude.fortaleza.ce.gov.br/images/Boletins/chikungunya/2017/52_Boletim-Chikungunya-Semana-Epidemiologica-52.pdf).
- Secretaria do Estado da Saúde do Ceará. Boletim epidemiológico: Dengue, Zika & Chikungunya até semana epidemiológica 06, 2019. Fortaleza; 2019. [https://www.saude.ce.gov.br/wp-content/uploads/sites/9/2018/06/Boletim-Arboviroses-SE-06\\_2019.pdf](https://www.saude.ce.gov.br/wp-content/uploads/sites/9/2018/06/Boletim-Arboviroses-SE-06_2019.pdf). Accessed 18 Mar 2019.
- Caprara A, Lima JWDO, Peixoto ACR, Motta CMV, Nobre JMS, Sommerfeld J, et al. Entomological impact and social participation in dengue control: a cluster randomized trial in Fortaleza, Brazil. *Trans R Soc Trop Med Hyg*. 2015;109(2):99–105.
- Lima Neto AS. Um ensaio de campo randomizado para avaliação da eficácia de cortinas impregnadas com inseticida no controle do *Aedes aegypti* e na infecção pelo vírus dengue em crianças de Fortaleza, Brasil [Thesis]. Fortaleza: Universidade Estadual do Ceará; 2017.
- Chan A-W, Tetzlaff JM, Gøtzsche PC, Altman DG, Mann H, Berlin JA, et al. SPIRIT 2013 explanation and elaboration: guidance for protocols of clinical trials. *Br Med J (Clin Res Ed)*. 2013;346:e7586.
- Instituto Brasileiro de Geografia e Estatística. Population Census 2010 [in Portuguese]. Rio de Janeiro: IBGE; 2010. <http://www.ibge.gov.br/home/estatistica/populacao/censo2010/default.shtm>. Accessed 10 Jul 2019
- MacCormack-Gelles B, Lima Neto AS, Sousa GS, Nascimento OJ, Machado MMT, Wilson ME, et al. Epidemiological characteristics and determinants of dengue transmission during epidemic and non-epidemic years in Fortaleza, Brazil: 2011–2015. *PLoS Negl Trop Dis*. 2018;12(12):e0006990.
- Secretaria do Estado de Saúde do Ceará. Boletim epidemiológico - Síndrome congênita associada à infecção pelo vírus Zika. Fortaleza, 2017. [https://www.saude.ce.gov.br/wp-content/uploads/sites/9/2018/06/boletim\\_microcefalia\\_30\\_05\\_2018.pdf](https://www.saude.ce.gov.br/wp-content/uploads/sites/9/2018/06/boletim_microcefalia_30_05_2018.pdf). Accessed 25 Feb 2019.
- Secretaria Municipal de Saúde de Fortaleza. Boletim semanal da Dengue em Fortaleza. SE 52, 2017. Fortaleza, 2017. [https://saude.fortaleza.ce.gov.br/images/Boletins/Dengue/2017/52\\_Boletim-dengue%2D%2DBoletim-Epidemiologico-52\\_2017.pdf](https://saude.fortaleza.ce.gov.br/images/Boletins/Dengue/2017/52_Boletim-dengue%2D%2DBoletim-Epidemiologico-52_2017.pdf). Accessed 30 Jan 2019.
- Prefeitura Municipal de Fortaleza. Arboviroses. Fortaleza: Canal Saúde; 2018. <https://saude.fortaleza.ce.gov.br/info-saude-menu/47-arboviroses>. Accessed 5 Mar 2018

41. Kroeger A, Lenhart A, Ochoa M, Villegas E, Levy M, Alexander N, et al. Effective control of dengue vectors with curtains and water container covers treated with insecticide in Mexico and Venezuela: cluster randomised trials. *BMJ*. 2006;332(7552):1247–52.
42. Andersson N, Beauchamp M, Nava-Aguilera E, Paredes-Solis S, Sajna M. The women made it work: fuzzy transitive closure of the results chain in a dengue prevention trial in Mexico. *BMC Public Health*. 2017;17(Suppl 1):408.
43. World Health Organization. Vector management and delivery of vector control services. World Health Organization; 2009. In: World Health Organization. *Dengue guidelines for diagnosis, treatment, prevention and control*. 9th ed. Geneva: World Health Organization; 2009. p. 59–86. <https://www.who.int/tdr/publications/documents/dengue-diagnosis.pdf>. Accessed 30 Jan 2019.
44. Reciclaniop [Homepage]. <http://www.reciclaniop.org.br/v3/>. Accessed 26 Feb 2017.
45. Ouédraogo S, Bonnet E, Benmarhnia T, Somé PA, Sié Barro A, Kafando Y, et al. Les interventions communautaires avec le soutien des collectivités peuvent contribuer à vaincre la dengue au Burkina Faso. 2017. [http://www.equitesante.org/wp-content/uploads/2017/07/PB\\_CBI\\_Dengue.pdf](http://www.equitesante.org/wp-content/uploads/2017/07/PB_CBI_Dengue.pdf). Accessed 09 Jan 2019.
46. Perez D, Van der Stuyft P, Zabala MC, Castro M, Lefevre P. A modified theoretical framework to assess implementation fidelity of adaptive public health interventions. *Implement Sci*. 2016;11(1):91.
47. Perez MC, Minoyan N, Ridde V, Sylvestre MP, Johri M. Comparison of registered and published intervention fidelity assessment in cluster randomised trials of public health interventions in low- and middle-income countries: systematic review. *Trials*. 2018;19(1):410.
48. World Health Organization. Laboratory diagnosis and diagnostic tests. In: World Health Organization. *Dengue guidelines for diagnosis, treatment, prevention and control*. 9th ed. Geneva: World Health Organization; 2009. p. 91–106. <https://www.who.int/tdr/publications/documents/dengue-diagnosis.pdf>. Accessed 12 Feb 19
49. World Health Organization. Advocacy, communication and social mobilization for TB control: a guide to developing knowledge, attitudes and practice surveys. Geneva: World Health Organization; 2008. [https://apps.who.int/iris/bitstream/handle/10665/43790/9789241596176\\_eng.pdf;sequence=](https://apps.who.int/iris/bitstream/handle/10665/43790/9789241596176_eng.pdf;sequence=). Accessed 07 Dec 2019
50. Castellanos JE, Coronel-Ruiz C. Dengue disease diagnosis: a puzzle to be solved. *Rev Fac de Med*. 2014;62(4):617–29.
51. Reich NG, Myers JA, Obeng D, Millstone AM, Perl TM. Empirical power and sample size calculations for cluster-randomized and cluster-randomized crossover studies. *PLoS One*. 2012;7(4):e35564.
52. de Oliveira VH, de Medeiros CN, Carvalho JR. Violence and local development in Fortaleza, Brazil: a spatial regression analysis. *Appl Spat Anal Policy*. 2019;12(1):147–66.
53. Ridde V, Agier I, Bonnet E, Carabali M, Dabire KR, Fournet F, et al. Presence of three dengue serotypes in Ouagadougou (Burkina Faso): research and public health implications. *Infect Dis Poverty*. 2016;5:23.
54. Lim JK, Carabali M, Barro A, Lee K, Dahourou D, Namkung S, et al. Burden of dengue in Ouagadougou, Burkina Faso. *Am J Trop Med Hyg*. 2017;97(Suppl 5):251.
55. Ndille EE, Doucoure S, Poinson A, Mouchet F, Cornélie S, D'Ortenzio E, et al. Human IgG antibody response to Aedes Nterm-34kDa salivary peptide, an epidemiological tool to assess vector control in chikungunya and dengue transmission area. *PLoS Negl Trop Dis*. 2016;10(12):e0005109.
56. Doucoure S, Mouchet F, Cournil A, Le Goff G, Cornélie S, Roca Y, et al. Human antibody response to Aedes aegypti saliva in an urban population in Bolivia: a new biomarker of exposure to dengue vector bites. *Am J Trop Med Hyg*. 2012;87(3):504–10.
57. Secretaria Municipal de Saúde de Fortaleza. Dengue e Chikungunya: Casos Confirmados, Fortaleza, 2018–2019. Fortaleza, 2019. <http://tc1.sms.fortaleza.ce.gov.br/simda/index>. Accessed 18 Jul 2019.
58. Toledo ME, Vanlerberghe V, Rosales JP, Mirabal M, Cabrera P, Fonseca V, et al. The additional benefit of residual spraying and insecticide-treated curtains for dengue control over current best practice in Cuba: evaluation of disease incidence in a cluster randomized trial in a low burden setting with intensive routine control. *PLoS Negl Trop Dis*. 2017;11(11):e0006031.
59. Wilson-Smith EM. Procedural pain management in neonates, infants and children. *Rev Pain*. 2011;5(3):4–12.
60. Matheus S, Meynard JB, Lacoste V, Morvan J, Deparis X. Use of capillary blood samples as a new approach for diagnosis of dengue virus infection. *J Clin Microbiol*. 2007;45(3):887–90.
61. Matheus S, Meynard JB, Lavergne A, Girod R, Moua D, Labeau B, et al. Dengue-3 outbreak in Paraguay: investigations using capillary blood samples on filter paper. *Am J Trop Med Hyg*. 2008;79(5):685–7.
62. Balmaseda A, Saborio S, Tellez Y, Mercado JC, Perez L, Hammond SN, et al. Evaluation of immunological markers in serum, filter-paper blood spots, and saliva for dengue diagnosis and epidemiological studies. *J Clin Virol*. 2008;43(3):287–91.
63. Aubry M, Roche C, Dupont-Rouzeyrol M, Aaskov J, Viallon J, Marfel M, et al. Use of serum and blood samples on filter paper to improve the surveillance of dengue in Pacific Island countries. *J Clin Virol*. 2012;55(1):23–9.
64. Tun-Lin W, Kay BH, Barnes A. The premise condition index: a tool for streamlining surveys of Aedes aegypti. *Am J Trop Med Hyg*. 1995;53(6):591–4.
65. Sekhon M, Cartwright M, Francis JJ. Acceptability of healthcare interventions: an overview of reviews and development of a theoretical framework. *BMC Health Serv Res*. 2017;17:88.
66. Palinkas LA, Horwitz SM, Green CA, Wisdom JP, Duan N, Hoagwood K. Purposeful sampling for qualitative data collection and analysis in mixed method implementation research. *Admin Pol Ment Health*. 2015;42(5):533–44.
67. Pawson R. *The science of evaluation: a realist manifesto*. Thousand Oaks: Sage Publications; 2013.
68. Carroll C, Patterson M, Wood S, Booth A, Rick J, Balain S. A conceptual framework for implementation fidelity. *Implement Sci*. 2007;2:40.
69. Turner EL, Prague M, Gallis JA, Li F, Murray DM. Review of recent methodological developments in group-randomized trials: part 2-analysis. *Am J Public Health*. 2017;107(7):1078–86.
70. McNutt L-A, Wu C, Xue X, Hafner JP. Estimating the relative risk in cohort studies and clinical trials of common outcomes. *Am J Epidemiol*. 2003;157(10):940–3.
71. Seeger P, Gabriëlsson A. Applicability of the Cochran Q test and the F test for statistical analysis of dichotomous data for dependent samples. *Psychol Bull*. 1968;69(4):269–77.
72. Hu Y, van Lenthe FJ, Hoffmann R, van Hedel K, Mackenbach JP. Assessing the impact of natural policy experiments on socioeconomic inequalities in health: how to apply commonly used quantitative analytical methods? *BMC Med Res Methodol*. 2017;17(1):68.
73. Safiri S, Kelishadi R, Heshmat R, Rahimi A, Djalalinia S, Ghasemian A, et al. Socioeconomic inequality in oral health behavior in Iranian children and adolescents by the Oaxaca-blinder decomposition method: the CASPIAN- IV study. *Int J Equity Health*. 2016;15(1):143.
74. Kulldorff M, Nagarwalla N. Spatial disease clusters: detection and inference. *Stat Med*. 1995;14(8):799–810.
75. Gaudart J, Giorgi R, Poudiouougou B, Touré O, Ranque S, Doumbo O, et al. Spatial cluster detection without point source specification: the use of five methods and comparison of their results. *Rev Epidemiol Sante Publique*. 2007;55(4):297–306.
76. Fotheringham AS, Brunsdon C, Charlton M. *Geographically weighted regression: the analysis of spatially varying relationships*. 1st ed. Chichester: Wiley; 2002.
77. Anselin L. Local indicators of spatial association—LISA. *Geogr Anal*. 1995; 27(2):93–115.
78. Robins JM, Finkelstein DM. Correcting for noncompliance and dependent censoring in an AIDS clinical trial with inverse probability of censoring weighted (IPCW) log-rank tests. *Biometrics*. 2000;56(3):779–88.
79. Howe CJ, Cole SR, Chmiel JS, Munoz A. Limitation of inverse probability-of-censoring weights in estimating survival in the presence of strong selection bias. *Am J Epidemiol*. 2011;173(5):569–77.
80. Weuve J, Tchetgen Tchetgen EJ, Glymour MM, Beck TL, Aggarwal NT, Wilson RS, et al. Accounting for bias due to selective attrition: the example of smoking and cognitive decline. *Epidemiology*. 2012;23(1):119–28.
81. Kelleher E, Davoren MP, Harrington JM, Shiely F, Perry JJ, McHugh SM. Barriers and facilitators to initial and continued attendance at community-based lifestyle programmes among families of overweight and obese children: a systematic review. *Obes Rev*. 2017;18(2):183–94.
82. Wallerstein N, Duran B. Community-based participatory research contributions to intervention research: the intersection of science and practice to improve health equity. *Am J Public Health*. 2010;100(Suppl1):40–6.
83. Dumville JC, Torgerson DJ, Hewitt CE. Reporting attrition in randomised controlled trials. *BMJ*. 2006;332(7547):969–71.
84. Honaker J, King G, Blackwell M. AMELIA II: A program for missing data. R package (version 1.7.5). 2018. <https://cran.r-project.org/web/packages/Amelia/vignettes/amelia.pdf>. Accessed 10 Jul 2019.

85. Imai K, King G, Lau O. Zelig: everyone's statistical software, 2007. <https://gking.harvard.edu/zelig>. Accessed 20 Jan 2019.
86. Hasson H, Blomberg S, Duner A. Fidelity and moderating factors in complex interventions: a case study of a continuum of care program for frail elderly people in health and social care. *Implement Sci.* 2012;7:23.
87. Butterfoss FD. Process evaluation for community participation. *Annu Rev Public Health.* 2006;27:323–40.
88. Linnan L, Steckler A. Process evaluation for public health interventions and research: an overview. In: Linnan L, Steckler AB, editors. *Process evaluation for public health interventions and research*. San Francisco: Jossey-Bass; 2002. p. 1–23.
89. Moore GF, Audrey S, Barker M, Bond L, Bonell C, Hardeman W, et al. Process evaluation of complex interventions: Medical Research Council guidance. *BMJ.* 2015;350:h1258.
90. Draper AK, Hewitt G, Rifkin S. Chasing the dragon: developing indicators for the assessment of community participation in health programmes. *Soc Sci Med.* 2010;71(6):1102–9.
91. Perez D, Lefevre P, Romero MI, Sanchez L, De Vos P, Van der Stuyft P. Augmenting frameworks for appraising the practices of community-based health interventions. *Health Policy Plan.* 2009;24(5):335–41.
92. Patton MQ. *Qualitative research and evaluation methods*. 3rd ed. London: Sage Publications; 2002.
93. Ritchie J, Spenser L. Qualitative data analysis for applied policy research. In: Bryman A, Burgess RG, editors. *Analyzing qualitative data*. London and New York: Routledge; 1994. p. 173–94.
94. Parsons NR, Costa ML, Achten J, Stallard N. Repeated measures proportional odds logistic regression analysis of ordinal score data in the statistical software package R. *Comput Stat Data Anal.* 2009;53(3):632–41.
95. Lacouture A, Breton E, Guichard A, Ridde V. The concept of mechanism from a realist approach: a scoping review to facilitate its operationalization in public health program evaluation. *Implement Sci.* 2015;10:153.
96. Yin R. *Case study research: design and methods*. 4th ed. Thousand Oaks: SAGE Publications; 2009.
97. Campbell M, Katikireddi SV, Hoffmann T, Armstrong R, Waters E, Craig P. TIDieR-PHP: a reporting guideline for population health and policy interventions. *BMJ.* 2018;361:k1079.
98. Shigayeva A, Coker RJ. Communicable disease control programmes and health systems: an analytical approach to sustainability. *Health Policy Plan.* 2015;30(3):368–85.
99. World Health Organization. Capillary sampling. In: *WHO Guidelines on drawing blood: best practices in phlebotomy*. Geneva: World Health Organization; 2010. <https://www.ncbi.nlm.nih.gov/books/NBK138654/>. Accessed 24 Jan 2019
100. Canadian Institutes of Health Research. Guide to knowledge translation planning at CIHR: integrated and end-of-grant approaches. Canada: Canadian Institutes of Health Research. <http://www.cihr-irsc.gc.ca/e/45321.html>. Accessed 20 Dec 2018
101. Boyko JA, Lavis JN, Abelson J, Dobbins M, Carter N. Deliberative dialogues as a mechanism for knowledge translation and exchange in health systems decision-making. *Soc Sci Med.* 2012;75(11):1938–45.
102. Rajan D, Adam T, El Husseiny D, Porignon D, Ghaffar A, Schmets G. Briefing note. Policy dialogue: what it is and how it can contribute to evidence-informed decision-making. Geneva: World Health Organization; 2015.
103. Lavis JN, Boyko JA, Oxman AD, Lewin S, Fretheim A. SUPPORT tools for evidence-informed health policymaking (STP) 14: Organising and using policy dialogues to support evidence-informed policymaking. *Health Res Policy Syst.* 2009;7(1):S14.
104. Ridde V, Dagenais C. What we have learnt (so far) about deliberative dialogue for evidence-based policymaking in West Africa. *BMJ Glob Health.* 2017;2(4):e000432-e.
105. Otmani del Barrio M, Simard F, Caprara A. Supporting and strengthening research on urban health interventions for the prevention and control of vector-borne and other infectious diseases of poverty: scoping reviews and research gap analysis. *Infect Dis Poverty.* 2018;7(1):94.

## Publisher's Note

Springer Nature remains neutral with regard to jurisdictional claims in published maps and institutional affiliations.

**Ready to submit your research? Choose BMC and benefit from:**

- fast, convenient online submission
- thorough peer review by experienced researchers in your field
- rapid publication on acceptance
- support for research data, including large and complex data types
- gold Open Access which fosters wider collaboration and increased citations
- maximum visibility for your research: over 100M website views per year

**At BMC, research is always in progress.**

Learn more [biomedcentral.com/submissions](https://biomedcentral.com/submissions)

