

RESEARCH ARTICLE

# Resolving the taxonomic enigma of the iconic game fish, the hump-backed mahseer from the Western Ghats biodiversity hotspot, India

Adrian C. Pinder<sup>1,2\*</sup>, Arunachalam Manimekalan<sup>3</sup>, J. D. Marcus Knight<sup>4</sup>, Prasannan Krishnankutty<sup>5</sup>, J. Robert Britton<sup>1</sup>, Siby Philip<sup>6</sup>, Neelesh Dahanukar<sup>7,8</sup>, Rajeev Raghavan<sup>2,8,9</sup>

**1** Faculty of Science and Technology, Bournemouth University, Dorset, United Kingdom, **2** Mahseer Trust, Freshwater Biological Association, Wareham, Dorset, United Kingdom, **3** Department of Environmental Sciences, Bharathiar University, Coimbatore, India, **4** India Ministry of Environment Forest and Climate Change, Government of India, New Delhi, India, **5** Department of Zoology, Mahatma Gandhi College, Thiruvananthapuram, India, **6** Department of Zoology, Nirmalagiri College, Kannur, India, **7** Indian Institute of Science Education and Research, Pune, India, **8** Zoo Outreach Organization (ZOO), Coimbatore, India, **9** Department of Fisheries Resource Management, Kerala University of Fisheries and Ocean Studies Kochi, Kerala, India

\* [apinder@bournemouth.ac.uk](mailto:apinder@bournemouth.ac.uk)



**OPEN ACCESS**

**Citation:** Pinder AC, Manimekalan A, Knight JDM, Krishnankutty P, Britton JR, Philip S, et al. (2018) Resolving the taxonomic enigma of the iconic game fish, the hump-backed mahseer from the Western Ghats biodiversity hotspot, India. *PLoS ONE* 13(6): e0199328. <https://doi.org/10.1371/journal.pone.0199328>

**Editor:** Maharaj K Pandit, University of Delhi, INDIA

**Received:** January 17, 2018

**Accepted:** June 5, 2018

**Published:** June 20, 2018

**Copyright:** © 2018 Pinder et al. This is an open access article distributed under the terms of the [Creative Commons Attribution License](https://creativecommons.org/licenses/by/4.0/), which permits unrestricted use, distribution, and reproduction in any medium, provided the original author and source are credited.

**Data Availability Statement:** All data are available within the paper and supporting supplementary files. Genetic data (sequences) are deposited in NCBI GenBank (MG769028 to MG769056) and are available open-access. Morphometric data used in the study is available online on figshare (<https://doi.org/10.6084/m9.figshare.6085982>).

**Funding:** Field work was supported by the Mohammed Bin Zayed Species Conservation Fund (Project No 14258705) and Critical Ecosystem Partnership Fund - Western Ghats Small Grants

## Abstract

Growing to lengths and weights exceeding 1.5 m and 45 kg, the hump-backed mahseer fish of the Western Ghats biodiversity hotspot, India, is an iconic, mega-faunal species that is globally recognized as a premier freshwater game fish. Despite reports of their high extinction risk, conservation approaches are currently constrained by their lack of valid taxonomic identity. Using an integrative approach, incorporating morphology, molecular analysis and historical photographs, this fish can now be revealed to be conspecific with *Tor remadevii*, a species lacking a common name, that was initially, but poorly, described in 2007 from the River Pambar, a tributary of the River Cauvery in Kerala. Currently known to be endemic and restricted to the River Cauvery basin in the Western Ghats, *T. remadevii* is distinguished from congeners by its prominent hump originating above the pre-opercle and extending to the origin of the dorsal fin, a well-developed mandible resulting in a terminal or slightly superior mouth position, and the dorsal orientation of the eyes. While body colouration varies (silver, bronze, greenish) and is not considered a reliable diagnostic character, orange coloration of the caudal fin (sometimes extending to all fins) is considered a consistent characteristic. Having been first brought to the attention of the scientific community in 1849, and the recreational angling (game fishing) community in 1873, it has taken over 150 years to finally provide this iconic fish with a valid scientific name. This taxonomic clarity should now assist development and delivery of urgent conservation actions commensurate with their extinction risk.

Program (to RR), The Tata Power Company Limited and the Mahseer Trust under the Kaveri Mission initiative (to AP), Inspire Faculty Fellowship Program (IFA12-LSBM-21) of the Department of Science and Technology (DST), Government of India (to ND). The funders had no role in study design, data collection and analysis, decision to publish, or preparation of the manuscript.

**Competing interests:** The authors declare that no competing interests exist. Views and opinions expressed by the authors are their own and do not in any way represent those of the organization(s) they represent.

## Introduction

Freshwater megafauna (defined as species with adult body weights of at least 30 kg) occur in large rivers and lakes of every continent except Antarctica [1]. These megafauna comprise one of the world's most vulnerable groups of vertebrates to extinction, with 58% of species at threat from stressors including overexploitation, habitat alteration and pollution [1–2]. Despite this, for many freshwater mega-fauna, knowledge on their taxonomy, natural history and threats remain incomplete, as despite their body sizes providing high anthropogenic interest, some species have only recently been described [3], while the identity of others remain to be elucidated [4].

With validated body weights exceeding 45 kg [5], the hump-backed mahseer of the River Cauvery (Western Ghats, India) represents the largest of all known mahseers of the *Tor* genus (Fig 1). Globally recognized by recreational fishers as an iconic game fish for over a century [6], it was initially brought to their attention in 1873, under the nom de plume 'Barbus tor' [6], with documentation of a world record specimen of 119 lbs (54 kg) captured in 1921 from the River Kabini, a tributary of the River Cauvery [7]. Following Indian independence in 1947, the fish was largely forgotten until a resurgence in recreational angling interest and subsequent development of catch-and-release fisheries in the main River Cauvery in the early 1970s [8–9]. These fisheries subsequently became world famous for the size of mahseer they produced [8–9] and were also recognized for the socio-economic benefits afforded to poor rural communities via ecotourism based employment opportunities [8].

Despite this long-term interest in the species, the hump-backed mahseer continued to be erroneously known under the names *Barbus mussullah* and *Tor mussullah*, both in scientific [10–13] as well as in popular literature [14]. This continued until Knight and coworkers [15–16] stabilized the use of the name 'mussullah' to a species of the cyprinid genus *Hypselobarbus*.



**Fig 1. Adult Cauvery hump-backed mahseer, *Tor remadevii* captured by Martin Clark, 1978 [Photo Credit: Trans World Fishing Team].**

<https://doi.org/10.1371/journal.pone.0199328.g001>

However, this taxonomic revision continued to leave the hump-backed mahseer without a valid scientific identity, thus denying the formal recognition required to undertake IUCN Red List assessment and afford protection commensurate with their apparent high extinction risk [5].

A new species of mahseer, *Tor remadevii* was described in 2007 from the River Pambar, the southern-most tributary of the River Cauvery [17]. This was based on the examination of 19 juvenile specimens (lengths 113.64mm to 331.82mm) [17]. However, neither a photograph of a live/preserved specimen, nor an illustration, accompanied the description, with no comparison to material from congeners. The description thus relied entirely on morphological measurements and counts available in the literature [17]. Despite these issues and the limited sample size, many of the characters were consistent with those observed from images of the hump-backed mahseer caught by recreational fishers in the River Cauvery (e.g. body shape: “dorsal profile has a moderate to prominent hump between the head region and the dorsal fin”), colouration: (“fins reddish with black patches”; “younger specimens with red orange fins”) and a “distinctively longer mandible than other Southern Indian *Tor* species, resulting in a terminal/posterior and slightly upturned mouth”). Consequently, given the outstanding requirement to resolve the taxonomic identity and assist the conservation of the hump-backed mahseer, the aim of this study was to 1) apply morphological and molecular analyses to test whether the hump-backed mahseer is distinct from the currently known South Indian *Tor* species, and whether it is conspecific with *T. remadevii*, 2) provide definitive morphological characters which can be reliably used to identify this species from congeners in the field, and 3) provide notes on current knowledge relating to distribution and habitat utilization.

## Materials and methods

### Ethics statement

Samples for the present study originated from three sources: (1) tissue samples (as fin-clips) for molecular analyses obtained from cast-net sampling and catch-and-release angling, where the specimens were released back in the wild, (2) voucher specimens collected from inland fish markets (from where dead specimens were purchased), and (3) voucher specimens collected from stream habitats inside protected areas. Permissions for collecting specimens inside protected areas were issued by the Department of Forests and Wildlife, Government of Kerala to Rajeev Raghavan (WL12-8550/2009) and Government of Tamil Nadu (WL5 (A) /26789/2017) to A. Manimekalan. Immediately upon capture using a cast net or rod-and-line, specimens were euthanized (anesthetic overdose; tricaine methanesulfonate, MS222; following the guidelines developed by the American Society of Ichthyologists and Herpetologists (ASIH) (<http://www.asih.org/pubs/>; issued 2013)). Samples of pelvic fin tissue were taken and stored in absolute ethanol. Voucher specimens were preserved whole in either 5% formalin or 70% ethanol. Institutional ethics committee of Mahseer Trust approved the design and implementation of the study (MTE/ 17/01). In-country (India) ethical approvals were not required as no experimentation or manipulations were carried out. All molecular genetic work was completed within India and no specimens or fish tissues were taken out of the country. Voucher specimens were primarily deposited in national and/or regional repositories. Individual participants who appear in the Figures in this manuscript have given written informed consent (as outlined in PLOS consent form) to publish these case details.

### Specimen collection and vouchers

Topotypic specimens of mahseer species were collected from various rivers in India: *Tor khudree* from River Krishna and its tributaries in Maharashtra, *Tor malabaricus* from River

Chaliyar in Kerala, *T. remadevii* from River Pambar in Kerala, and the hump-backed mahseer from River Moyar in Tamil Nadu. The fishes were preserved in 10% formaldehyde and transferred to 5% formaldehyde or 70% ethanol for long-term storage. Fin clips from topotypic *Tor putitora* from River Teesta in West Bengal, and hump-backed mahseer from the River Cauvery at Dubare, Karnataka and River Moyar in Tamil Nadu were taken. In addition, fin clips from a yet-to-be identified mahseer species from River Vaitarna, Harkul Reservoir, Krishna River in Maharashtra and Forbes Sagar Lake in Karnataka (see *Tor* sp 1 in Fig 2) were also collected following their sampling by catch-and-release angling. Tissue samples were preserved in absolute ethanol. Voucher specimens are in the museum collections of the Zoological Survey of India, Kolkata (ZSI); Zoological Survey of India—Southern Regional Center, Chennai, India (ZSI-SRC); Zoological Survey of India—Western Regional Center, Pune, India (ZSI-WGRS); Kerala University of Fisheries and Ocean Studies, Kochi, India (KUFOS); Department of Aquatic Biology and Fisheries, University of Kerala, Thiruvananthapuram, Kerala (DABFUK); and in the private collections of J.D. Marcus Knight (MKC).

### Comparative material examined for morphometric analysis

*Tor malabaricus*: 5 ex, MKC 450, 196.6–231.7mm SL, Ivarnadu, Payaswini River, Karnataka, India (12.522°N & 75.425°E); collected by A Rai, August 2014.

*Tor kulkarnii*: Holotype, ZSI F2710, 220.0mm SL, Nashik, Darna River, between Sawnuri and Beladgaon, Deolali, Maharashtra, India (19.929°N & 73.856°E); collected by AGL Fraser, 29 April 1936; paratypes, ZSI F2711, 3 ex., 103.2–197.0mm SL, same data as holotype.

*Tor khudree*: ZSI-WRC P/2451, 1 ex, 121.9mm SL, Neera River, Bhor, Pune, Maharashtra, India (18.152°N & 73.829°E); collected by N Dahanukar and M Paingankar, 20 August 2010; ZSI-WRC P/3067, 6 ex. 106.1–171.2mm SL, Krishna River, Wai, Satara, Maharashtra, India (17.991°N & 73.786°E); collected by N Dahanukar and M Paingankar, 2 February 2011; ZSI-WRC P/3072, 5 ex. 77.4–151.2mm SL, Krishna River, Wai, Satara, Maharashtra, India (17.991°N & 73.786°E); collected by N Dahanukar and M Paingankar, 18 February 2011; ZSI-WRC P/3071, 7 ex. 51.5–66.7mm SL, Koyna River, Patan, Satara, Maharashtra, India (17.367°N & 73.903°E); collected by N Dahanukar and M Paingankar, 1 July 2007.

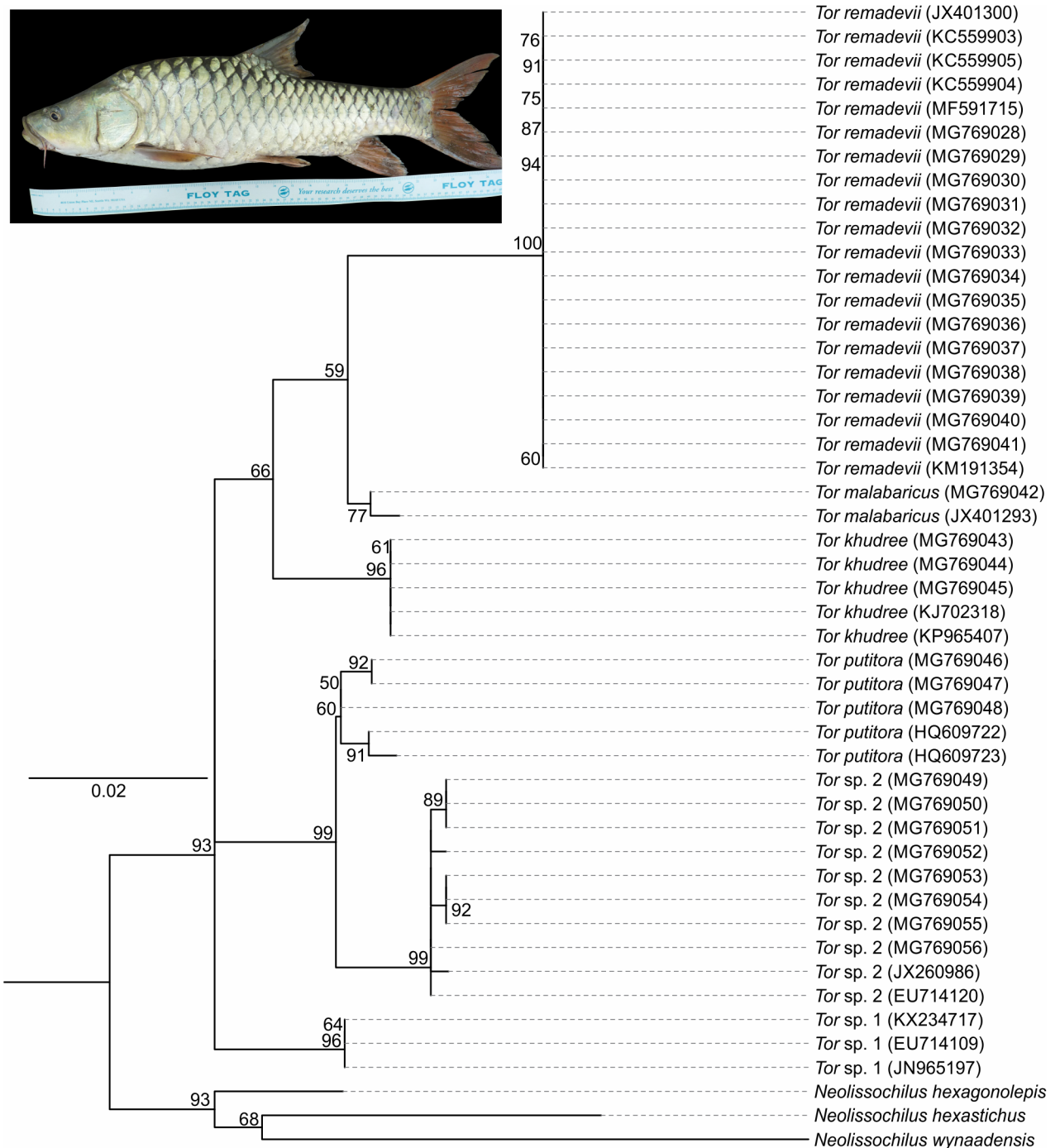
### Morphometric analysis

Point to point measurements were made using digital calipers, to the nearest 0.1 mm, based on standard methods employed for cyprinid fishes [18] and *Tor* mahseer [19]. Morphometric data used in the study is available online on figshare (<https://doi.org/10.6084/m9.figshare.6085982>). Statistical analysis of the morphometric data was performed on size-adjusted measurements of subunits of the body expressed as proportions of standard length and subunits of head expressed as proportions of head length. The null hypothesis that the data were multivariate-normal was checked [20]. Multivariate Analysis of Variance (MANOVA) was performed to test whether the populations of different species (see comparative material examined) formed significantly different clusters [21] using Pillay's trace statistic [22]. Mahalanobis distances [22] between pairs of individuals were calculated and used for computing Fisher's distances (distance between the centroids of the clusters, divided by the sum of their standard deviations) between two clusters to check if the species clusters were significantly different from each other. Statistical analyses were performed in PAST 3.16 [23].

### Molecular analysis

DNA extraction, PCR amplification for cytochrome oxidase subunit 1 (cox1) gene and sequencing protocols were as per [24]. Sequences were checked using BLAST [25] and the





**Fig 2. Maximum likelihood phylogenetic tree based on cox1 sequences of mahseer species occurring in India (*Tor sp. 1* represent individuals not matching any of the described species from India and could potentially comprise new species, *Tor sp. 2* are sequences available in GenBank with uncertain identities, i.e. under different species names). Species of *Neolissochilus* are used as outgroup. Values along the nodes are percentage bootstraps for 1000 iterations.**

<https://doi.org/10.1371/journal.pone.0199328.g002>

sequences generated as part of this work deposited in GenBank under the accession numbers MG769028 to MG769056 (S1 Table). *Neolissochilus* species were used as outgroup based on earlier study [26]. Gene sequences were aligned using MUSCLE [27], and raw (p) distances for cox1 between pairs of sequences were calculated in MEGA 7 [28]. The best-fit partition model

and the substitution model was found using the IQTree software [29] based on the Bayesian Information Criterion (BIC) [30–31]. Maximum likelihood analysis based on best partition scheme was performed in IQ-Tree [28] with ultrafast bootstrap support for 1000 iterations [32]. The phylogenetic tree was edited in FigTree v1.4.2 [33].

## Results

### Molecular analysis

The results suggested that the best partition scheme was Tamura & Nei’s [34] model with invariant sites (TN+I, BIC = 3622.967, lnL = -1580.211, df = 71) for combined partition of all three codon positions. Topotypic *T. remadevii* formed a monophyletic clade with the hump-backed mahseer collected from widely distributed populations from within the Cauvery River system (Fig 2; Table 1). Genetic distance between *T. remadevii* and other species of *Tor* from peninsular India ranged between 2.3 and 4.6% (Table 1).

### Morphometrics

Morphometric data were multivariate normal (Doornik and Hansen omnibus, Ep = 55.11, P = 0.168). The four peninsular Indian species of *Tor* formed distinct clusters (Fig 3), with *T. remadevii* distinguished based on comparatively larger pre-anal length, head length, pre-ventral length, pre-pectoral length and pre-dorsal length, and comparatively smaller dorsal to caudal length, head length and inter-orbital length (Table 2). The specimens that make up the *T. remadevii* group/clade includes the type material of the species (ZSI-WGRS V/F 13119a and 13119b) as well as freshly collected specimens from the River Moyar (see section on comparative material below; Table 3) (ZSI-SRS F 9145, 9148, 9149, 9150).

### Taxonomy

*Tor remadevii* Kurup & Radhakrishnan 2007  
(Figs 1 and 4–6)

### Material examined

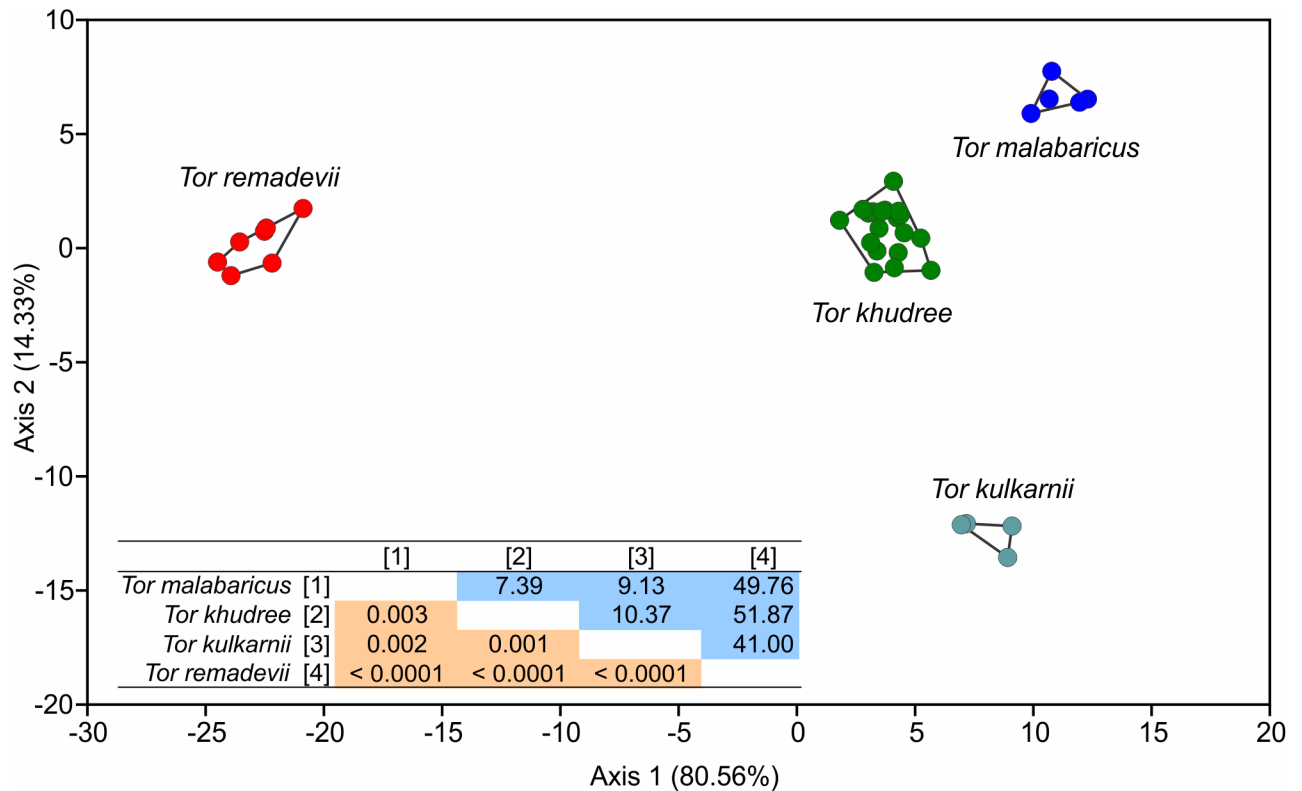
Type material: ZSI-WGRS V/F 13119a (holotype) and 13119b (paratypes), 3 ex, 168.00–217.063mm SL, River Pambar, Champakkad, Kerala, India; collected by KV Radhakrishnan, 18 May 2004.

Additional material: ZSI-SRS F 9145, 9148, 9149, 9150, 4ex, 356–487mm SL, River Moyar, Thengumarahada, Tamil Nadu, India (11.614°N & 76.740°E; 474m ASL); collected by A Manimekalan, 6–7 October 2017; KUFOS-PK-2016.100.1, 1ex, 84mm SL, Pambar River, Chinnar Check Post, Chinnar Wildlife Sanctuary, Kerala, India (10.353°N, 77.216°E, 454m ASL); collected by P. Krishnankutty, 12 October 2016.

**Table 1. Pairwise percentage raw (p) genetic distances between *Tor* species.**

	[1]	[2]	[3]	[4]	[5]	[6]
<i>Tor remadeviii</i> [1]	0.0–0.0					
<i>Tor malabaricus</i> [2]	2.3–2.8	0.3–0.3				
<i>Tor khudree</i> [3]	2.7–3.2	1.6–2.0	0.0–0.0			
<i>Tor putitora</i> [4]	2.7–4.3	2.0–3.5	2.2–3.0	0.0–1.0		
<i>Tor</i> sp2 [5]	3.3–4.6	2.1–3.4	3.1–3.8	1.1–2.2	0.0–0.4	
<i>Tor</i> sp1 [6]	2.8–3.6	1.8–3.0	2.8–3.3	2.4–2.9	2.8–3.4	0.0–0.0

<https://doi.org/10.1371/journal.pone.0199328.t001>



**Fig 3. Discriminant analysis of the four peninsular Indian *Tor* species.** Fisher's distances between clusters (blue cells) and associated p values (red cells) are provided in inset. Values in parenthesis are the percentage variation explained by each discriminant axis.

<https://doi.org/10.1371/journal.pone.0199328.g003>

### Diagnosis

*Tor remadevii* can be distinguished from all its congeners by the following combination of characters: large adult body size ( $\geq 1500\text{mm}$  Total Length/TL and 45kg), dorsal orientation of eyes not visible from ventral aspect, shorter inter-orbital distance (7.1–9.6% of Standard Length/SL), a distinctive kink in the profile of the pre-opercle and a well-developed mandible extending to either equal distance or anterior of the maxilla, resulting in a terminal or slightly superior mouth position (Fig 5).

### Description

A large sized *Tor* attaining a maximum size of 1500mm TL. For general shape and appearance see Figs 1, 2 and 4–6. Morphometric data are provided in Table 3.

Consistent with the common name, the dorsal profile of *T. remadevii* exhibits a prominent hump originating above the pre-opercle and extending to the origin of the dorsal fin. Dorsal fin with 4 unbranched and 9 branched rays, the fourth unbranched ray forming a strong smooth spine. Dorsal-fin origin directly above the pelvic-fin origin. Pelvic fin with one unbranched and 7–8 branched rays. Anal fin with two un-branched and five branched rays. Pectoral fin with one un-branched and 14–15 branched rays. Lateral line complete, with 24–29 scales. Transverse scales from dorsal-fin origin to ventral-fin origin  $\frac{1}{2}3/1/2\frac{1}{2}$ . Pre-dorsal scales 7–8. In contrast with the description [17], dorsal-fin height less than and not exceeding 91% of dorsal body-depth. Consistent with other species of *Tor*, pharyngeal teeth display a 5,3,2:2,3,5 ratio.

**Table 2. Factor loading on the first two axes of discriminant analysis.**

Character	Axis 1	Axis 2
Head length	-0.19	0.08
Snout length	0.08	-0.12
Inter orbital length	0.32	0.11
Eye diameter	0.18	0.06
Head depth	0.09	-0.22
Head width	0.41	-0.40
Pre-dorsal length	-0.11	-0.02
Dorsal to caudal distance	0.64	0.07
Pre-pectoral length	-0.16	0.01
Pre-ventral length	-0.18	0.00
Pre-anal length	-0.22	0.05
Caudal-peduncle length	-0.03	-0.07
Caudal-peduncle depth	0.03	0.01
Dorsal-fin length	-0.07	-0.01
Dorsal-fin base	0.01	-0.02
Pectoral-fin length	-0.01	0.16
Ventral-fin length	-0.01	0.13
Anal-fin length	-0.02	0.21
Anal-fin base	-0.01	0.06
Body depth (D)	0.05	-0.08
Body depth (A)	0.06	-0.03
Body width (D)	-0.01	0.14
Body width (A)	0.01	0.04

<https://doi.org/10.1371/journal.pone.0199328.t002>

**Colouration.** Live specimens of *T. remadevii* from the River Moyar display contrasting dorsal and lateral body colouration, from deep bronze to metallic greens. Bright orange fins (Fig 6) were consistent in all specimens examined. Photographic records captured by anglers from the main stem of the River Cauvery exhibit body colouration ranging from silver to deep bronze, with orange colouration of fins always evident in caudal fin as a minimum. Colour of the remaining fins range between deep orange and bluish grey. With the exception of fin-colour, observed variations suggest that body colouration may not be a reliable diagnostic character.

### Distribution

*Tor remadevii* is currently known only from the eastward flowing River Cauvery and its tributaries including the Moyar, Kabini, Bhavani and the Pambar, in the Western Ghats Hot-spot of peninsular India (Fig 7).

### Habitat

While functional habitats are yet to be elucidated, *T. remadevii* inhabits the middle to upper reaches of the River Cauvery and some of its tributaries. Mesohabitat utilization is known to incorporate shallow high velocity rapids to deep, slow flowing pools, with substrates typically composed of bedrock and boulders (Fig 8).

### Discussion

These results confirm that the hump-backed mahseer, an iconic species that can be classed as mega-fauna on account of its large body size, is genetically distinct from other South Indian



Table 3. Morphometric data of *Tor remadevii* type and comparative material.


Characters	Holotype	Paratypes		Comparative material (ZSI-SRS)			
		#1	#2	F9148	F9149	F9150	F9145
Standard length (SL, mm)	217.1	194.1	168.0	356.0	369.0	487.0	572.0
Head length (HL, mm)	66.0	63.0	60.5	112.8	117.2	159.0	182.4
%SL							
Head length	30.4	32.5	36.0	31.7	31.8	32.6	31.9
Pre-dorsal length	54.4	52.1	57.1	56.2	51.5	55.0	54.9
Dorsal to caudal distance	30.4	33.0	33.3	33.7	36.3	36.3	32.3
Pre-pectoral length	29.0	31.4	34.0	30.9	29.6	30.3	30.2
Pre-ventral length	53.5	56.8	58.3	58.4	58.3	57.7	56.5
Pre-anal length	82.5	88.8	82.2	84.3	84.6	84.2	81.3
Caudal-peduncle length	19.8	24.2	24.1	17.9	16.7	18.3	15.4
Caudal-peduncle depth	12.0	12.4	13.1	10.8	9.1	10.4	9.9
Dorsal-fin length	27.2	29.4	30.4	23.6	23.3	21.1	21.0
Dorsal-fin base	14.7	15.0	14.3	12.5	12.6	11.3	12.6
Pectoral-fin length	21.2	21.1	20.3	18.5	19.3	19.5	20.1
Ventral-fin length	18.9	18.6	19.1	17.0	17.2	17.2	16.6
Anal-fin length	20.8	20.7	19.7	16.0	18.3	17.6	18.2
Anal-fin base	5.6	7.3	7.2	7.7	7.2	7.2	7.1
Body depth (D)	26.7	28.9	31.6	25.9	26.5	24.5	24.8
Body depth (A)	17.1	19.1	19.1	17.4	16.1	15.9	15.8
Body width (D)	14.0	14.4	13.7	14.6	14.2	15.1	16.2
Body width (A)	9.7	8.8	8.4	8.6	8.3	9.6	11.7
% HL							
Snout length	30.4	32.7	31.5	32.0	29.0	30.6	29.3
Inter-orbital length	28.9	20.7	28.2	24.0	22.6	21.7	23.5
Eye diameter	21.3	19.1	19.9	14.1	14.5	12.2	11.9
Head depth	57.6	50.8	52.9	71.4	76.1	69.9	75.6
Head width	41.0	36.5	33.7	43.0	41.6	46.3	48.2

<https://doi.org/10.1371/journal.pone.0199328.t003>

*Tor* fishes and is conspecific with *T. remadevii*. In addition to their potentially large adult body sizes, they can be distinguished from other *Tor* fishes by definitive morphological characters including their inter-orbital distances, distinctive kink in the pre-opercle, a well-developed mandible and orange colouration of the caudal fin. These results also reveal that *T. remadevii* only occurs in the River Cauvery basin, and thus appears to be endemic with a limited distribution. Given the on-going threats to their populations in the Cauvery [5], these results highlight that despite their iconic status, *T. remadevii* is imperiled and urgent conservation assessments and actions are needed forthwith.

The first documented record of the hump-backed mahseer in scientific literature dates back to 1849, when British naturalist Thomas Jerdon [35] mentioned collecting from Seringapatnam (= Srirangapatnam) in the River Cauvery, a juvenile specimen of a mahseer that grows to enormous sizes, which he identified as *Barbus megalepis*. Later, in a classical work on angling in India [6], Henry Sullivan Thomas characterized this fish as having a deeper body and higher back and called it the Bawwany mahseer, or ‘Barbus tor’. Subsequent workers [10–13] considered Jerdon’s and Thomas’ fish to be synonymous with *Barbus mussullah* Sykes, and called it the hump-backed mahseer [36].

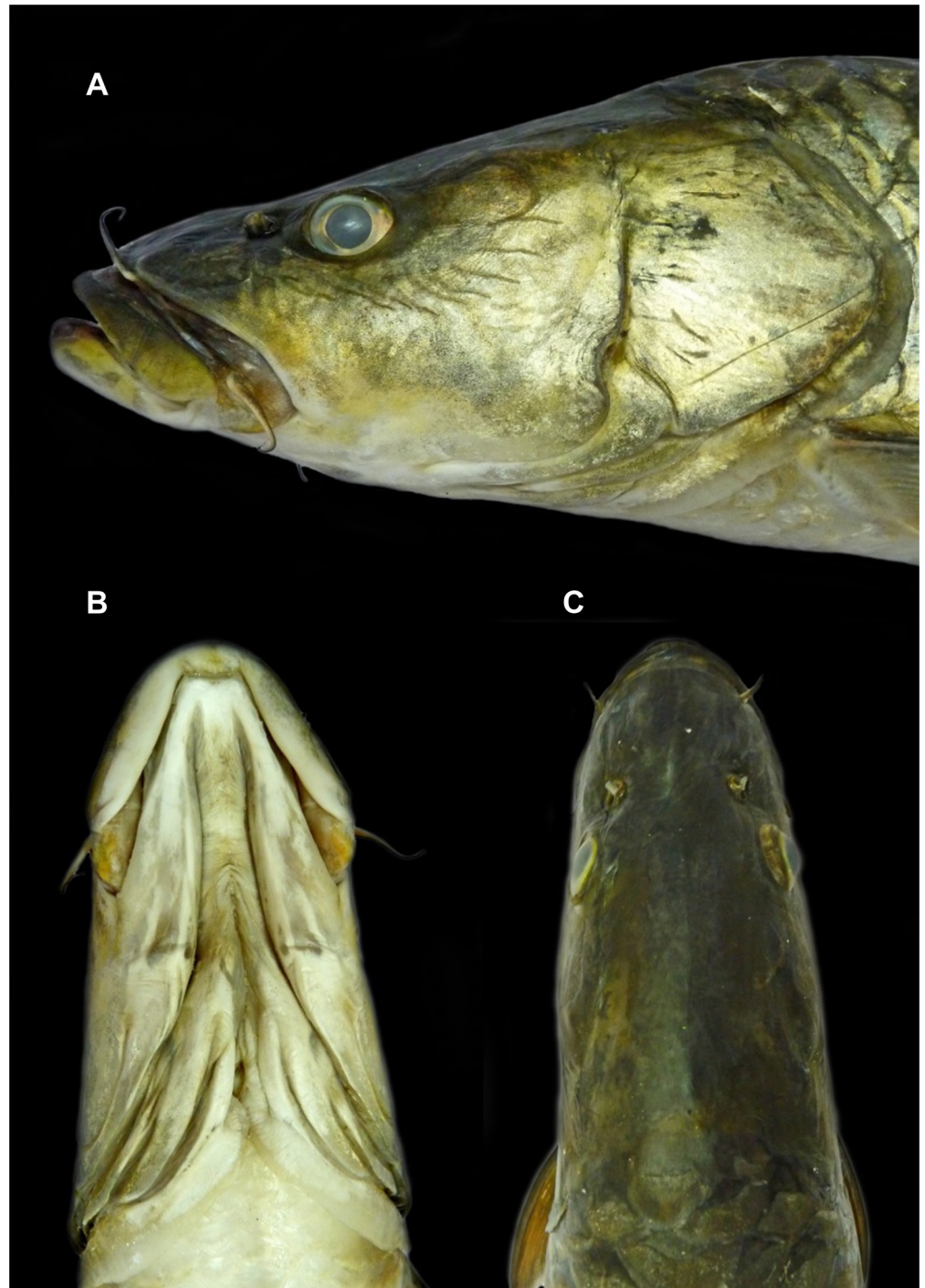
The identity and generic placement of *Barbus mussullah* Sykes, which was long unclear, having been considered a synonym of *Cyprinus curmuca* Hamilton, or a species of *Tor* Gray,



**Fig 4.** Lateral (A), dorsal (B) and ventral (C) view of *Tor remadevii* (ZSI F-9150, 487 mm SL) collected from the River Moyar, India.

<https://doi.org/10.1371/journal.pone.0199328.g004>

was clarified to be a species of *Hypselobarbus* Bleeker and the identity stabilized by the designation of a neotype [15–16]. However, Knight et al. [15–16] also brought attention to the fact that the identity of *Barbus (Tor) mussullah* sensu Hora [10–11] still remained to be elucidated. Hora's use of coloration and local knowledge (including local names) to characterize this species [10] was unreliable, as fishes often have a greater variety of local names than any other group of animals [37], with the same name being used for different species and different names being used for the same species. Although there was uncertainty in the use of vernacular names, Hora [10] distinguished the high-backed species, which he called *T. mussullah*, from *T. khudree* sensu Sykes.



**Fig 5. Lateral (A), ventral (B) and dorsal (C) view of the head region of *Tor remadevii* (ZSI F-9150, 487 mm SL) collected from the River Moyar, India.**

<https://doi.org/10.1371/journal.pone.0199328.g005>

In their work, Knight et al. [15–16] also drew attention to a *Tor* specimen in the unregistered, reserve collections in the Zoological Survey of India, Southern Regional Center, Chennai (ZSI-SRS), labeled *Tor neilli* and originating from the River Krishna at Satara, Maharashtra with a characteristic high back and 24 scales in the lateral series. Knight et al. [15] speculated





**Fig 6.** Freshly caught adult *Tor remadevii* from the River Moyar, India, showing the characteristic orange coloured fins.

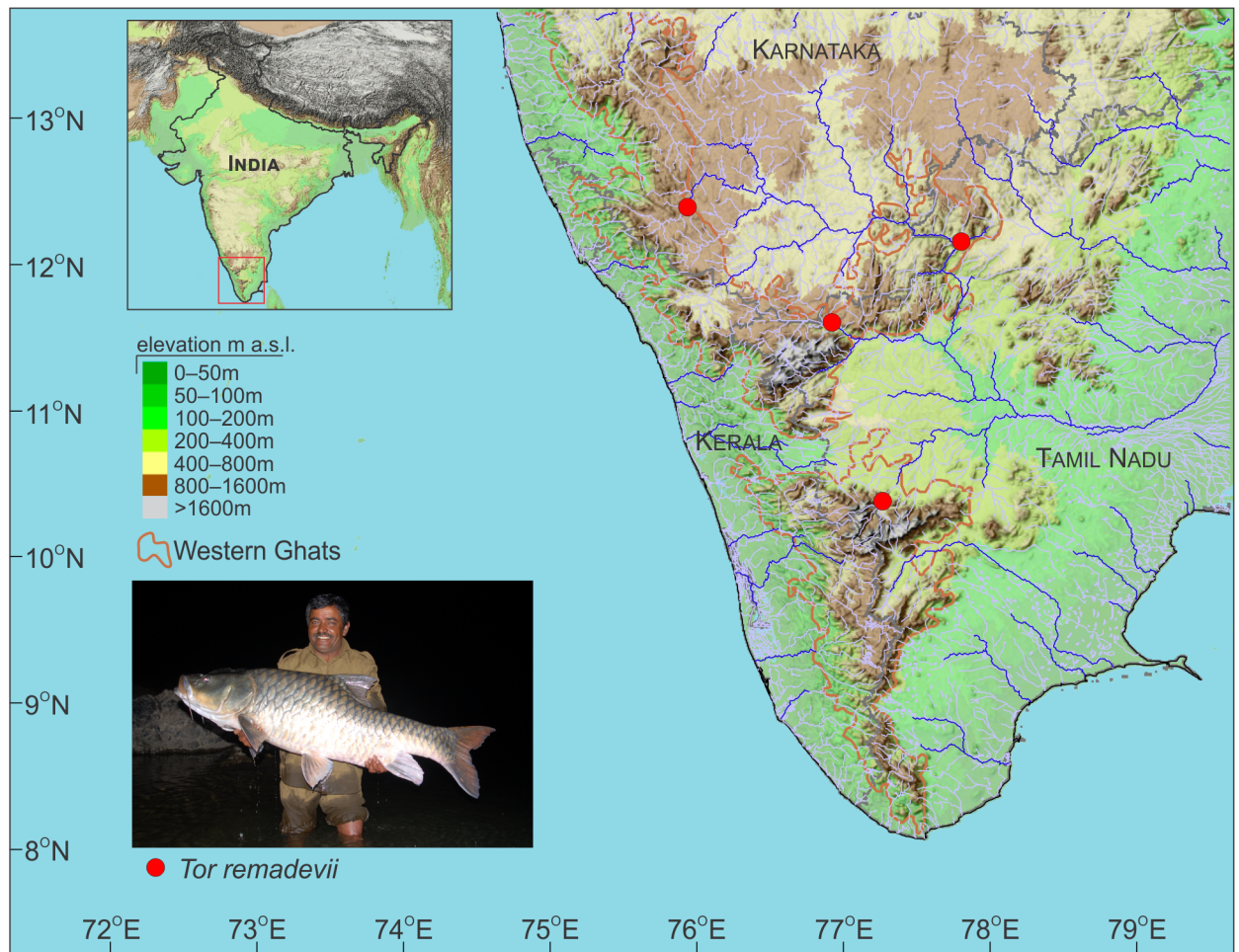
<https://doi.org/10.1371/journal.pone.0199328.g006>

that this could be the species which Hora [10] considered as *T. mussullah*. Quoting Day's description of *T. neilli* from the River Tungabhadra at Kurnool [38], part of the Krishna River basin (from where Hora [10] collected his *T. mussullah*), as a large species of mahseer with tubercles on its snout. His illustration of quite a deep-bodied fish, and opinion that this species sometimes has reddish fins, Knight et al [15] suggested that in the event of *T. mussullah* sensu Hora [10–11] is found to be a valid, the name *T. neilli* should be considered for it.

Comparison of topotypic specimens and/or type material of valid mahseer species of peninsular India (*T. malabaricus*, *T. khudree* and *T. remadevii*) with specimens of the hump-backed mahseer collected from River Cauvery and its tributaries revealed striking similarities between the hump-backed mahseer and *T. remadevii* in morphometrics, meristics and mitochondrial DNA (cox1). The *Tor* specimens from the Tungabhadra, a tributary of the Krishna matched topotypic *T. khudree* and not the specimens collected in the various tributaries of the Cauvery in their genetic make-up. *Tor neilli* is therefore treated as a junior synonym of *T. khudree*, while *T. remadevii* is considered as a valid species restricted to the Cauvery River system including its northern and southern tributaries. The name 'Tor moyarensis' propagated in popular literature is a 'nomen nudum' [39].

The first mention of the name *Tor remadevii* was made in 2007, when Kurup & Radhakrishnan's description was published in the proceedings of a global mahseer symposium held in Malaysia [17]. Perhaps, because of the limited circulation of this publication, the description went unnoticed, and the same authors published a second paper in the year 2011 [40]





**Fig 7. Collection locations of *Tor remadevii* from the tributaries of the River Cauvery, India.**

<https://doi.org/10.1371/journal.pone.0199328.g007>

reproducing the bulk of the original text, probably with a view to make a ‘formal description’ in a peer reviewed journal. However, the description made in 2007, satisfies all the ‘criteria of availability’ as per the International Code on Zoological Nomenclature (ICZN) (Articles 10, 11, 13 and 16), and therefore the paper published in 2011 [40] is merely a re-description and irrelevant to nomenclature. The original year of publication is 2007, from when the name *T. remadevii* became available.

The Catalog of Fishes [41] mentions that the species epithet should be ‘remadeviae’ and not ‘remadevii’ because of the reason that the species was named for K. Rema Devi, (a feminine name). However, the ICZN in its Article 31.2.3 states “If a species-group name (or, in the case of a compound species-group name, its final component word) is not a Latin or latinized word [Articles 11.2, 26], it is to be treated as indeclinable for the purposes of this Article, and need not agree in gender with the generic name with which it is combined (the original spelling is to be retained, with ending unchanged; also see Article 34.2.1)”. Therefore, the correct usage should be *Tor remadevii*.

Having been first brought to the attention of the scientific community in the year 1849 [34], and the recreational angling community in the year 1873 [6], a century and half has since passed before the iconic hump-backed mahseer is afforded a scientific name. With the name





**Fig 8.** Typical habitat of *Tor remadevii* in the River Moyar, India.

<https://doi.org/10.1371/journal.pone.0199328.g008>

now assigned to *T. remadevii* and the previously reported imperiled status of this mega-fauna [5], there is an immediate urgency to assess its extinction risk based on the IUCN Red List Categories and Criteria, with a view to affording this iconic species appropriate protection and accelerating the conservation agenda to secure the future sustainability of remaining populations from severe and escalating anthropogenic threats [8].

## Supporting information

**S1 Table.** List of specimens used for the molecular analysis in Fig 3.  
(DOCX)

## Acknowledgments

We are most grateful to a number of individuals and organizations for their contribution of knowledge and assistance in assembling this taxonomic jigsaw. In particular, we thank Arunkumar Anbu Aravazhi for field support; AJT Johnsingh (Nature Conservation Foundation); Steve Lockett (Mahseer Trust/MT) and Derek D'Souza (MT and International Game Fishing Association) for their extensive support in exploring the Cauvery catchment to locate the

hump-backed mahseer; Martin and Andy Clark of the Trans World Fishing Team for providing historical photographs; Sandeep Chakrabarti and Naren Sreenivasan of The Wildlife Association of South India (WASI) for historic input/field support; and members of the Coorg Wildlife Society (CWS) for permitting research access to the upper Cauvery; Unmesh Katwate (Bombay Natural History Society), Mandar Paingankar (Government College, Gadchiroli) and Anvar Ali (Kerala University of Fisheries and Ocean Studies/KUFOS) for their help in surveying the Krishna and the Chaliyar catchment; Remya L Sundar (KUFOS) for help in examining the types of *T. remadevii*; The Director, Zoological Survey of India (ZSI), Kolkata, the officer-in-charge at ZSI Regional Centers in Pune (ZSI-WRC), Kozhikode (ZSI-WGRC), and Shrikant Jadhav, Scientist ZSI-WRC for help with registering and examining the specimens at ZSI museums; Rohan Pethiyagoda for his excellent advice on taxonomic and nomenclatural issues, and Ralf Britz and Oliver Crimmen (Natural History Museum, London) for useful discussions and facilitating access to specimens. Two anonymous reviewers provided useful comments that improved the manuscript.

## Author Contributions

**Conceptualization:** Adrian C. Pinder, J. D. Marcus Knight, J. Robert Britton, Neelesh Dahanukar, Rajeev Raghavan.

**Data curation:** Neelesh Dahanukar, Rajeev Raghavan.

**Funding acquisition:** Adrian C. Pinder, J. Robert Britton, Neelesh Dahanukar, Rajeev Raghavan.

**Investigation:** Adrian C. Pinder, Arunachalam Manimekalan, J. D. Marcus Knight, Prasannan Krishnankutty, Siby Philip, Neelesh Dahanukar, Rajeev Raghavan.

**Methodology:** Adrian C. Pinder, Siby Philip, Neelesh Dahanukar.

**Project administration:** Adrian C. Pinder.

**Resources:** Adrian C. Pinder, Arunachalam Manimekalan, J. D. Marcus Knight, Prasannan Krishnankutty, J. Robert Britton, Siby Philip, Neelesh Dahanukar, Rajeev Raghavan.

**Software:** Neelesh Dahanukar.

**Writing – original draft:** Adrian C. Pinder, Neelesh Dahanukar, Rajeev Raghavan.

**Writing – review & editing:** Adrian C. Pinder, J. D. Marcus Knight, J. Robert Britton, Siby Philip, Neelesh Dahanukar, Rajeev Raghavan.

## References

1. Carrizo SF, Jähnig SC, Bremerich V, Freyhof J, Harrison I, He F. et al. Freshwater megafauna: flagships for freshwater biodiversity under threat. *Biosci.* 2017; 67(10): 919–927. <https://doi.org/10.1093/biosci/bix099> PMID: 29599539
2. He F, Zarfl C, Bremerich V, Henshaw A, Darwall W. et al. Disappearing giants: a review of threats to freshwater megafauna. *WIREs Water.* 2017; e1208. <https://doi.org/10.1002/wat2.1208>
3. Last PR, Manjaji-Matsumoto BM. *Himantura dalyensis* sp. nov., a new estuarine whipray (Myliobatoidei: Dasyatidae) from northern Australia. In: Descriptions of New Australian Chondrichthyans. Hobart: CSIRO Marine and Atmospheric Research. 2008: 283–291.
4. Stewart DJ. A new species of *Arapaima* (Osteoglossomorpha: Osteoglossidae) from the Solimoes River, Amazonas State, Brazil. *Copeia.* 2013; 2013(3): 470–476.
5. Pinder AC, Raghavan R, Britton RJ. The legendary humpback mahseer (*Tor* sp.) of India's River Cauvery: an endemic fish swimming towards extinction. *Endang Species Res.* 2015; 28: 11–17. <https://doi.org/10.3354/esr00673>



6. Thomas HS. The Rod in India. 1873. Stolz, Mangalore: 319 p.
7. Wildlife. The monsters of Karnataka. Wildlife Journal of the Wildlife Association of South India (WASI); 1977: 1–8.
8. Pinder AC, Raghavan R. Conserving the endangered mahseers (*Tor* spp.) of India: the positive role of recreational fisheries. *Curr Sci*. 2013; 104(11): 1472–1475.
9. Pinder AC, Raghavan R, Britton RJ. Efficacy of data from sport angler catches as a monitoring and conservation tool for the flagship mahseer fishes (*Tor* spp.) of Southern India. *Aquat Conserv: Mar & FW Ecosyst*. 2015; 25(6): 829–838.
10. Hora SL. The game fishes of India: XVI. The mahseers or the large scaled barbels of India. 9. Further observations on mahseers from the Deccan. *J Bom Nat Hist Soc*. 1943; 44(1): 1–8.
11. Hora SL. The game fishes of India: XVII. The mahseers or the large scaled barbels of India. 10. On the specific identity of Jerdon's species of mahseer from Southern India. *J Bom Nat Hist Soc*. 1943; 44(2): 164–168.
12. Sen TK, Jayaram KC. The mahseer fishes of India—a review. *Rec Zool Surv Ind. Misc Publ*. 1982; Occasional Paper No 39: 38 p.
13. Jayaram KC. Nomenclatural and systematic status of *Barbus mussullah* Sykes, 1839. *J Bom Nat Hist Soc*. 1997; 94: 48–55.
14. Jung SB. Subhan & I: My adventures with the angling legend of India. Roli Books. 2012; 223 p.
15. Knight JDM, Rai A, d'Souza RKP. On the identities of *Barbus mussullah* Sykes and *Cyprinus curmuca* Hamilton with notes on the status of *Gobio canarensis* Jerdon (Teleostei: Cyprinidae). *Zootaxa*. 2013; 3750: 201–215. <http://dx.doi.org/10.11646/zootaxa.3750.3.1> PMID: 25113692
16. Knight JDM, Rai A, d'Souza RKP. A further note on the identity of *Barbus mussullah* Sykes (Teleostei: Cyprinidae). *Zootaxa*. 2014; 3821(2): 280–284. <http://dx.doi.org/10.11646/zootaxa.3821.2.8> PMID: 24989742
17. Kurup BM, Radhakrishnan KV. *Tor remadevii*, a new species of mahseer from Kerala (South India), and distribution and abundance of *Tor* spp. in the river systems of Kerala. In: Mahseer, the biology, culture and conservation (Siraj SS, Christianus A, Kiat NC, De Silva SS eds). Proceedings of the International Symposium on the mahseer, 29th to 30th March 2006, Kuala Lumpur, Malaysia (Malaysian Fisheries Society Occasional Publication No 14, Kuala Lumpur); 2007: 236 p.
18. Armbruster JW. Standardized measurements, landmarks, and meristic counts for cypriniform fishes. *Zootaxa*. 2012; 3586: 8–16.
19. ZiMing C, JunXing Y. A new species of the genus *Tor* from Yunnan, China (Teleostei: Cyprinidae). *Environmental Biology of Fishes*. 2004; 70: 185–191. <https://doi.org/10.1023/B:EBFI.0000029360.57048.92>
20. Doornik JA, Hansen H. An omnibus test for univariate and multivariate normality. *Oxford Bulletin of Economics and Statistics*. 2008; 70: 927–939. <http://dx.doi.org/10.1111/j.1468-0084.2008.00537.x>
21. Huberty CJ, Olejnik S. Applied MANOVA and Discriminant Analysis. 2006. 2nd Edition. John Wiley and Sons, NJ: 488 p; <http://dx.doi.org/10.1002/047178947X>
22. Harris RJ. A primer for multivariate statistics. Third Edition. 2001. Lawrence Erlbaum Associates Publishers, London.
23. Hammer Ø, Harper DAT, Ryan PD. Past: Paleontological Statistics Software Package for education and data analysis. *Paleontología Electrónica*. 2001; 4: 1–9. [http://palaeo-electronica.org/2001\\_1/past/issue1\\_01.html](http://palaeo-electronica.org/2001_1/past/issue1_01.html)
24. Ali A, Dahanukar N, Kanagavel A, Philip S, Raghavan R. Records of the endemic and threatened catfish, *Hemibagrus punctatus* from the southern Western Ghats with notes on its distribution, ecology and conservation status. *J Threat Taxa*. 2013; 5 (11): 4569–4578. <http://dx.doi.org/10.11609/JoTT.o3427.4569-78>
25. Altschul SF, Gish W, Miller W, Myers EW, Lipman DJ. Basic local alignment search tool. *J Mol Biol*. 1990; 215: 403–410. [http://dx.doi.org/10.1016/S0022-2836\(05\)80360-2](http://dx.doi.org/10.1016/S0022-2836(05)80360-2) PMID: 2231712
26. Nguyen TT, Na-Nakorn U, Sukmanomon S, ZiMing C. A study on phylogeny and biogeography of mahseer species (Pisces: Cyprinidae) using sequences of three mitochondrial DNA gene regions. *Mol Phylogenet Evol*. 2008; 3: 1223–1231.
27. Edgar RC. MUSCLE: multiple sequence alignment with high accuracy and high throughput. *Nucl Acid Res*. 2004; 32: 1792–1797. <http://dx.doi.org/10.1093/nar/gkh340>
28. Kumar S, Stecher G, Tamura K. MEGA7: Molecular Evolutionary Genetics Analysis version 7.0 for bigger datasets. *Mol Biol Evol*. 2016; 33: 1870–1874. <http://doi.org/10.1093/molbev/msw054> PMID: 27004904



29. Nguyen LT, Schmidt HA, von Haeseler A, Minh BQ. IQ-TREE: A fast and effective stochastic algorithm for estimating maximum likelihood phylogenies. *Mol Biol Evol.* 2015; 32: 268–274. <https://doi.org/10.1093/molbev/msu300> PMID: 25371430
30. Chernomor O, von Haeseler A, Minh BQ. Terrace aware data structure for phylogenomic inference from supermatrices. *Syst Biol.* 2016; 65: 997–1008. <https://doi.org/10.1093/sysbio/syw037> PMID: 27121966
31. Kalyaanamoorthy S, Minh BQ, Wong TKF, von Haeseler A, Jermin LS. ModelFinder: Fast model selection for accurate phylogenetic estimates. *Nat Method.* 2017; 14: 587–589. <https://doi.org/10.1038/nmeth.4285>
32. Minh BQ, Nguyen MAT, von Haeseler A. Ultrafast approximation for phylogenetic bootstrap. *Mol Biol Evol.* 2013; 30: 1188–1195. <https://doi.org/10.1093/molbev/mst024> PMID: 23418397
33. Rambaut A. FigTree. v1. 3.1. 2009. <http://tree.bio.ed.ac.uk/software/figtree> (accessed 2 November 2016).
34. Tamura K, Nei M. Estimation of the number of nucleotide substitutions in the control region of mitochondrial DNA in humans and chimpanzees. *Mol Biol Evol.* 1993; 10(3): 512–526. <https://doi.org/10.1093/oxfordjournals.molbev.a040023> PMID: 8336541
35. Jerdon T. On the fresh-water fishes of southern India. (Continued from p. 149.). *Madras Journal of Literature and Science.* 1849; 15 (2): 302–346.
36. Menon AGK. Taxonomy of mahseer fishes of the genus *Tor* Gray with description of a new species from the Deccan. *J Bom Nat Hist Soc.* 1992; 89(2): 210–228.
37. Spence R, Prater SH. Game fishes of Bombay, the Deccan and the neighboring districts of the Bombay Presidency. *J Bom Nat Hist Soc.* 1932; 36: 29–66, 19 pls
38. Day F. *The Fishes of India; being a natural history of the fishes known to inhabit the seas and freshwaters of India, Burma and Ceylon, part 4.* 1878. William Dawson & Sons Ltd., London, pp. i–ix + 553–778, pls. 134–195.
39. Raghavan R, Dahanukar N, Philip S, Krishnakumar K, Ali A. Phantom references, nomina nuda and the dilemma of freshwater fish taxonomy in India. *Curr Sci.* 2013; 104(10): 1277–1279.
40. Kurup BM, Radhakrishnan KV. *Tor remadevii*, a new species of *Tor* (Gray) from Chinnar Wildlife Sanctuary, Pambar River, Kerala, Southern India. *J Bom Nat Hist Soc.* 2011; 107: 227–230.
41. Eschmeyer WN, Fricke R, van der Laan R (eds). *Catalog of Fishes: Genera, Species, References.* 2017. <http://researcharchive.calacademy.org/research/ichthyology/catalog/fishcatmain.asp>. Electronic version accessed 02 July 2017.