

Checklist and keys to Deltocephalinae leafhoppers (Hemiptera, Cicadellidae) from Pakistan

Hassan Naveed^{1,2}, Bismillah Shah³, Bilal Saeed Khan⁴,
Chengquan Cao¹, Mick Webb⁵, Yalin Zhang²

1 College of Life Science, Leshan Normal University, Leshan, Sichuan 614004, China **2** Key Laboratory of Plant Protection Resources and Pest Management of the Ministry of Education, Entomological Museum, Northwest A&F University, Yangling, Shaanxi Province 712100, China **3** School of Plant Protection, Anhui Agricultural University, Changjiang West Road 130, Hefei, 230036 Anhui, China **4** Department of Entomology, Faculty of Agriculture, University of Faisalabad, Punjab 38040, Pakistan **5** Department of Life Sciences, Natural History Museum, Cromwell Road, London SW7 5BD, UK

Corresponding author: Yalin Zhang (yalinzh@nwsuaf.edu.cn)

Academic editor: Pavel Stoev | Received 25 October 2019 | Accepted 14 October 2021 | Published 21 December 2021

<http://zoobank.org/F7E6B333-8039-4AAC-93E0-3C05F623427D>

Citation: Naveed H, Shah B, Khan BS, Cao C, Webb M, Zhang Y (2021) Checklist and keys to Deltocephalinae leafhoppers (Hemiptera, Cicadellidae) from Pakistan. ZooKeys 1078: 135–188. <https://doi.org/10.3897/zookeys.1078.47616>

Abstract

Keys to all levels of the subfamily Deltocephalinae (Hemiptera: Cicadellidae) of Pakistan are provided based on published records and original data from recent research. Checklists to the genera and species of Deltocephalinae are also given. A total of 49 genera with more than 100 species are now known from Pakistan. Two new synonyms are proposed, i.e., *Cicadulina striata* Ahmed, 1986 a junior synonym of *Cicadulina chinai* Ghauri, 1965, **syn. nov.** and *Macrosteles parafalcatus* Naveed & Zhang, 2018 a new junior synonym of *Macrosteles indrina* (Pruthi, 1930), **syn. nov.**

Keywords

Auchenorrhyncha, distribution, key, morphology, synonyms

Introduction

Cicadellidae, the largest family of Hemiptera, comprises 26–40 subfamilies (depending on the classification used, e.g., Dietrich 2005 and Oman et al. 1990, respectively). Included are nearly 22,000 species of which more than 200 species are known from

Pakistan (Khatri and Webb 2010). The largest leafhopper subfamily, Deltocephalinae, is found in all geographical regions and comprises more than 38 tribes and 923 genera (Zahniser and Dietrich 2013). The earliest Deltocephalinae to be recorded from Pakistan were by Pruthi (1930, 1936) who recorded several species from Indian localities which are now in Pakistan, e.g., Lyallpur, Changla Gali and Murree Hills. Thirty-one genera and 57 species of the subfamily were recorded from Pakistan by Khatri and Webb (2010); these authors also provided a checklist to Pakistan Deltocephalinae and illustrated the species, some new. Subsequently, Khatri and Rustamani (2011) provided a key to tribes and genera known at that time from Pakistan and, due to the revised classification of Zahniser and Dietrich (2013), some genera have been transferred from one tribe to another (see Remarks under Deltocephalinae). In this paper we add a further 18 genera and 51 species records, provide checklists and keys to species and include two new species synonymies; a total of 49 genera with more than 100 species is now known from Pakistan.

Much taxonomic work needs to be done for the fauna of Cicadellidae in various countries and this is particularly true for Pakistan. Such studies are not only important to discover the leafhopper diversity but also for pest management in agriculture and forestry as leafhoppers being one of the most important groups of vectors of plant pathogens (Claridge and Wilson 1991; Wilson and Turner 2010).

Materials and methods

All specimens were examined with a Leica ZOOM2000 stereomicroscope. Drawings were made using an Olympus drawing tube. Photos were taken by a ZEISS SteREO Discovery.V20 stereomicroscope equipped with a ZEISS AxiocamICc 5 camera that also provided measurements. Adobe Photoshop CS was used to compile photographs. Specimens from Pakistan are deposited in the various collections as indicated in the published records and additional specimens, examined and figured for this study, are deposited in the Entomological Museum, Northwest A&F University, Yangling, Shaanxi, China.

Taxonomy

Deltocephalinae Fieber

The subfamily Deltocephalinae includes small-to-large, mainly wedge-shaped leafhoppers diagnosed as follows: head with ocelli on anterior margin near to eyes; frontoclypeus not swollen, carinae on anterior margin of head usually absent; lateral frontal sutures reaching to ocelli; antennal ledges reduced or absent; gena large, usually covering proepisternum, with a fine erect seta laterad of lateral frontal suture. Forewing macropterous to brachypterous; if macropterous, with apices usually overlapping at

rest (except *Gurawa*); with two or three anteapical cells and often with one or more crossveins between A1 and claval suture; inner apical cell narrowed distally, not reaching to wing apex. Profemur AM1 seta distinct; row AV with short stout setae extending from base to 1/2–2/3 length of femur; intercalary row with various thin setae arranged in one row. Mesotrochanter with apical posteroventral stout seta. Metafemur macrosetal formula usually 2+2+1 with penultimate pair close-set. Metatibia usually anteroposteriorly compressed, ventrally with a median ridge. Male pygofer usually with a membranous cleft at basolateral margin. Valve produced posteriorly, lateral margins short, articulated with pygofer laterally. Subgenital plates articulated with each other and with valve rarely fused to each other and valve (*Goniagnathus*); usually triangular, normally somewhat flattened; with dorsal slot or fold articulating with style. Connective Y-shaped or linear, rarely T-shaped; devoid of anteromedial lobe or process. Style broad at base, bilobed basally; apophysis not elongate. First valvula convex to relatively straight; dorsal sculpturing pattern reaching the dorsal margin or not; sculpturing pattern striate, concatenate, reticulate, imbricate, maculate, or granulose. Second valvula with basal fused section as long as distal paired blades or longer; median dorsal tooth present or not; usually with small to large, regularly or irregularly shaped dorsoapical teeth on apical 1/3 or more; teeth sometimes restricted to apical 1/4, or absent.

Remarks. We treat Deltocephalinae here in its wider sense, following Zahniser and Dietrich (2013) to include Selenocephalini, Mukariini and Penthimiini. We also follow Zahniser and Dietrich (2013) for the placement of genera in tribes; this has particular implications for *Bampurius* placed in Athysanini by Khatri and Webb (2010), here placed in Scaphoideini and the genera placed in Scaphytopiini by Khatri and Webb (2010), i.e., *Grammacephalus* placed here in Scaphoideini, *Masiripius* placed here in Opsiini and *Varta* placed here in Vartiini.

Key to tribes and genera of Deltocephalinae from Pakistan

If genera are represented by a single species in Pakistan the species name is given.

- | | | |
|---|--|--|
| 1 | Crown with transverse striations or carinae on anterior margin..... | 2 |
| – | Crown with anterior margin smooth or shagreen..... | 9 |
| 2 | Clypellus narrow, extending beyond margin of genae, tapered towards apex .
..... | Koebiliini (Grypotina) 3 |
| – | Clypellus broader, not extending beyond margin of genae | 4 |
| 3 | Crown medially longer than next to eyes; aedeagus simple, without processes
..... | <i>Sobipona webbi</i> (p. 161) |
| – | Crown with uniform length; aedeagus with lateral processes..... | <i>Pinopona minuta</i> (p. 161) |
| 4 | Antennae arising near upper corner of eyes | Drabescini 5 |
| – | Antennae arising distinctly below upper corner of eyes | 6 |

- 5 Dark robust species; crown similar in length throughout width (Fig. 1); antennal ledges strong; antennae similar in width to head; forewing appendix broad **Drabescina** (*Drabescus angulatus*) (p. 156)
- Pale narrow species; crown distinctly longer medially than next to eyes; antennal ledges weak or absent; antennae much longer than width of head; forewing appendix narrow
..... **Paraboloponina** (*Dryadomorpha pallida*) (p. 157)
- 6 Crown slightly longer medially than next to eye.....
..... **Athysanini (in part)** *Tambocerus bulbulus* (p. 143)
- Crown distinctly longer medially than next to eye 7
- 7 Head depressed anteriorly, if not depressed then ocelli on crown close to foremargin; forewing venation reticulate (Fig. 2); aedeagus with single shaft.....
..... **Penthimiini 8**
- Head not so depressed, ocelli on anterior margin; forewing venation not reticulate; aedeagus with two shafts..... **Mukariini** (*Mukaria splendida*) (p. 165)
- 8 Ocelli on anterior margin of crown..... *Neodartus acephalooides* (p. 170)
- Ocelli on crown near anterior margin *Penthimia compacta* (p. 170)
- 9 Robust and squat species (Fig. 3); forewing with appendix extending around wing apex (Fig. 57); subgenital plates fused to each other and to valve; connective fused with aedeagus (Fig. 41) **Goniagnathini** (*Goniagnathus*)
- Without this combination of characters..... **10**
- 10 Crown produced, pointed anteriorly; genae visible behind eyes in dorsal view; forewing truncate apically **Vartini** (*Varta rubrofasciata*) (p. 175)
- Without this combination of characters..... **11**
- 11 Aedeagal shaft moveably hinged basally or if not hinged (*Gurawa*) forewing without appendix; connective loop-shaped with arms closely appressed anteriorly; first valvula dorsal sculpturing maculate to granulose not reaching dorsal margin; second valvula with uniform-shaped teeth **Chiasmmini 12**
- Without this combination of characters..... **17**
- 12 Male pygofer with caudal marginal darkly sclerotised dentate crest **Aconurella**
- Pygofer not as above **13**
- 13 Head spatulate, foremargin sharply angled in lateral view, carinate (Fig. 67).... **14**
- Head not spatulate, foremargin rounded in lateral view (Fig. 68)..... **15**
- 14 Forewing lacking appendix; ocelli near anterior margin of head (Fig. 67).....
..... **Gurawa**
- Forewing when fully developed with appendix (Fig. 59); ocelli on vertex some distant from anterior margin..... **Chiasmus**
- 15 Opaque green (rarely blue) species with black markings..... **Nephotettix**
- Pale brown species with or without markings..... **16**
- 16 Crown with or without transverse black band; male pygofer with few apical stout setae (Fig. 28)..... **Exitianus**
- Crown without transverse black band; male pygofer without apical stout setae (Fig. 27) **Leofa**

- 17 Ocelli closer to eyes than laterofrontal sutures; body dorsoventrally flattened; aedeagus with pair of apical processes..... **Hecalini 18**
- Ocelli and laterofrontal sutures equidistant from eyes; body not dorsoventrally flattened; aedeagus with or without apical processes..... **21**
- 18 Brown species; male pygofer with caudal marginal stout setae.....
..... **Glossocratus**
- Pale to green species; male pygofer without caudal marginal stout setae **19**
- 19 Crown with bold orange or yellow inverted V-shaped band, pronotum with two bold arcuate orange bands (Fig. 72); forewing with claval vein A1 merging with claval suture **Linnavuoriella arcuata** (p. 160)
- Crown without coloured bands or with bands subparallel or converging, but not very bold and not broadly contiguous at median line; pronotum with or without bands; forewing with A1 not merging with claval suture, but with two separate claval veins..... **20**
- 20 Crown without orange or yellow colour pattern; tegmina unmarked (Fig. 8) ...
..... **Hecalus**
- Crown with pair of orange or yellow longitudinal bands subparallel or converging, but not contiguous anteriorly, sometimes faint or absent; tegmina invariably with apical brown patch with white spots (Fig. 74) **Thomsonia porrecta**
- 21 Aedeagus with two shafts **Opsiini 22**
- Aedeagus with one shaft..... **26**
- 22 Aedeagus with shafts fused in basal half of the length, apically divergent, forming a circle (Fig. 53) **Nealiturus (Circulifer)**
- Aedeagal shaft fused basally but well separated throughout **23**
- 23 Aedeagal shaft with apical or preapical processes (Fig. 44).....
..... **Hishimonus phycitis** (p. 165)
- Aedeagal shaft without apical or preapical processes..... **24**
- 24 Aedeagal shaft with pair of ventral processes **Opsius**
- Aedeagal shaft without pair of ventral processes **25**
- 25 Crown, thorax and forewing with irregular brown maculation, pronotum and scutellum without red markings (Fig. 10)..... **Orosius**
- Crown sprinkled with fine dark brown spots, pronotum and scutellum with irregular red markings..... **Masiripius lugubris** (p. 165)
- 26 Connective fused to aedeagus **Deltocephalini 27**
- Connective articulated with aedeagus **29**
- 27 Crown with transverse black stripe; male pygofer with appendage on dorsal margin **Paramesodes lineaticollis** (p. 156)
- Crown without transverse black stripe; male pygofer without appendage on dorsal margin..... **28**
- 28 Aedeagal shaft short, robust, strongly curved dorsally, with apical gonopore (Fig. 45)..... **Deltocephalus**
- Aedeagal shaft long, slightly curved dorsally, with gonopore indistinct (Fig. 46)..... **Maiestas**

- 29 Forewings with two anteapical cells; preatrium of aedeagus without long processes (Fig. 60) **Macrostelini 30**
- Forewings with three anteapical cells, if with two anteapical cells then preatrium of aedeagus with two long processes **32**
- 30 Head with crown of uniform length throughout width, more than four times broader than long (Fig. 12) **Balclutha**
- Crown distinctly longer medially than next to eyes, two times or less broader than median length..... **31**
- 31 Pale yellow to brown or black in colour; male pygofer processes absent, caudal margin with comb-like serrations (Fig. 29) **Macrosteles**
- Golden yellow in colour, vertex with a pair of rounded dark brown spots; male pygofer with process present, caudal margin without comb-like serrations **Cicadulina**
- 32 Male segment X elongate and sclerotised dorsally (Fig. 38) **Cicadulini (*Pseudosubhimalus*)**
- Male segment X not as above **33**
- 33 Aedeagus with dorsal connective (Fig. 47)..... **Limotettigini (*Limotettix*(*Scleroracus*) *cacheolus*)** (p. 161)
- Aedeagus without dorsal connective..... **34**
- 34 Connective with arms parallel (Fig. 54) **Stenometopiini (*Stirellus*)**
- Connective with arms not parallel..... **35**
- 35 Frontoclypeus long and narrow (except *Monobazus*) (Fig. 65); male or female pygofer with dense tufts of either long fine or regular setae **Scaphoideini 36**
- Frontoclypeus broad (Fig. 66); male or female pygofer without dense tufts of long fine setae **42**
- 36 Crown with distinct black spot near posterior margin (Fig. 75) **Phlogotettix indicus**(p. 173)
- Crown without distinct black spot near posterior margin..... **37**
- 37 Brown species, forewing with whitish costal area (Fig. 15) **Grammacephalus**
- Brown to yellowish brown species, forewing without whitish costal area **38**
- 38 Forewing with 3 or 4 crossveins extending to costal margin from outer apical cell (Fig. 61) **39**
- Forewing with at most 2 crossveins in costal region **40**
- 39 Connective with paraphysis (Fig. 55); aedeagal shaft very short **Scaphoideus harlani** (p. 173)
- Connective without paraphysis; aedeagal shaft elongate, cylindrical..... **Bampurius pakisticus** (p. 171)
- 40 Male subgenital pl. with mesal sclerotised process (Fig. 48)..... **Neolimninus egyptiacus** (p. 172)
- Male subgenital pl. without mesal sclerotised process..... **41**

- 41 Aedeagal shaft with processes arising on dorsal surface
 *Monobazus dissimilis* (p. 172)
- Aedeagus with ventro-lateral processes
 *Osbornellus (Mavromoustaca) macchiaie* (p. 172)
- 42 Connective arms closely appressed anteriorly **Paralimnini 43**
- Connective arms not closely appressed anteriorly, divergent
 **Athysanini (in part) 47**
- 43 Crown with pair of black anterior markings (Fig. 18) *Changwhania*
- Crown without pair of black markings **44**
- 44 Anterior margin of crown with transverse black stripe (Fig. 19); connective
 V-shaped *Paralimnus cingulatus*
- Anterior margin of crown without transverse black stripe; connective Y-
 shaped **45**
- 45 Subgenital plates short *Psammotettix emarginatus*
- Subgenital plates long **46**
- 46 Anal tube with long process (Fig. 49); aedeagus with dorsal connective well-
 developed (Fig. 50) *Jilinga*
- Anal tube without process; aedeagus with dorsal connective absent
 *Soractellus nigrominutus* (p. 169)
- 47 Crown pointed anteriorly; aedeagus without apical lateral processes
 *Platymetopius*
- Crown rounded anteriorly; aedeagus with apical laterally directed small pro-
 cesses (Fig. 52) *Euscelidius cornix*

Checklists and keys to species of Pakistani Deltocephalinae

Keys to all species of Pakistan Deltocephalinae are given for each genus containing more than one species. We follow Zahniser and Dietrich (2013) for most of the tribal diagnostic characters.

Athysanini Van Duzee

Diagnosis. It is impossible to provide a set of characters to easily diagnose this large tribe due to its morphological diversity. However, most members have the connective Y-shaped and lack the distinctive features of other tribes.

***Euscelidius* Ribaut**

***E. cornix* Naveed & Zhang**

Figs 23, 36, 52


Euscelidius cornix Naveed & Zhang, 2020c: 470, fig. 1A–G (Pakistan).

Platymetopius* Burmeister**Platymetopius* sp.**

Remarks. From the figure (code number DW 50A, unidentified) given by Mahmood (1969) this genus is present in Pakistan.



Figures 1–15. (habitus, dorsal view) **1** *Drabescus angulatus* **2** *Neodartus acocephaloides* **3** *Goniagnathus (Tropicognathus) nepalicus* **4** *Aconurella prolixa* **5** *Guraua minorcephala* **6** *Chiasmus* sp. **7** *Leofa (Prasutagus) pulchellus* **8** *Hecalus ghourii* **9** *Hishimonus phycitis* **10** *Orosius aegypticus* **11** *Maiestas albomaculata* **12** *Balclutha punctata* **13** *Pseudosubhimalus pakistanicus* **14** *Limotettix (Scleroracus) cacheolus* **15** *Grammacephalus raunoi*.



Figures 16–24. (habitus, dorsal view) **16** *Neolimnus egyptiacus* **17** *Scaphoideus harlani* **18** *Changwhania terauchii* **19** *Paralimnellus cingulatus* **20** *Jilinga truncata* **21** *Soractellus nigrominutus* **22** *Tambocerus bulbous* **23** *Euscelidius cornix* **24** *Stirellus mankiensis*.

Tambocerus Zhang & Webb

Remarks. *Tambocerus* is one of the few Athysanini with transverse striations on the fore margin of the head.


T. bulbulus Naveed & Zhang

Figs 22, 39, 51

Tambocerus bulbulus Naveed & Zhang, 2018i: 240, figs 3A–D, 4A–I (Pakistan).


Chiasmini Distant

Diagnosis. These are small to medium sized leafhoppers, usually white, stramineous, green, brown, grey, or black in colouration, and sometimes iridescent. They can be identified by the tapering or parallel sided clypellus, aedeagus hinged at the base (hinge




Figures 40–55. (male genitalia) **40** *Neodartus acocephaloides* aedeagus, dorsal view **41** *Goniagnathus (Tropicognathus) nepalicus* fused subgenital plates and valve, styles and base of connective **42** *Gurawa minorcephala* aedeagus, caudal view **43** *Chiasmus* sp. aedeagus, dorsal view **44** *Hishimonus phycitis* aedeagus, posterior view **45** *Deltocephalus vulgaris* aedeagus and connective, lateral view **46** *Maiestas* sp. aedeagus and connective, lateral view **47** *Limotettix (Scleroracus) cacheolus* aedeagus, dorsal view **48** *Neolimnus egyptiacus* subgenital plate **49** *Jilinga truncata* annal tube, ventral view **50** *Jilinga truncata* aedeagus and dorsal connective, ventral view **51** *Tambocerus bulbulus* aedeagus, posterior view **52** *Euscelidius cornix* aedeagus and connective, dorsal view **53** *Neoliturus (circulifer) tenellus* aedeagus and connective **54** *Stirellus laborensis* valve, style, and connective, dorsal view **55** *Scaphoideus harlani* connective and style.

usually but not always present), ovipositor usually extending far beyond the pygofer, first valvula dorsal sculpturing pattern maculate to granulate and usually submarginal, first valvula without distinctly delimited ventroapical sculpturing, and second valvula teeth obliquely triangular and serrated.



Figures 25–39. (male pygofer, lateral view) **25** *Neodartus acocephaloides* **26** *Aconurella proluxa* **27** *Leofa* (*Prasutagus*) *pulchellus* **28** *Exitianus nanus* **29** *Macrosteles parafalcatus* **30** *Balclutha punctata* **31** *Jilinga truncata* **32** *Stirellus mankiensis* **33** *Grammacephalus raunoi* **34** *Neolimnus egyptiacus* **35** *Paralimnellus cingulatus* **36** *Euscelidius cornix* **37** *Hecalus rawalakotensis* **38** *Pseudosubhimalus pakistanicus* **39** *Tambocerus bulbulus*.



Figures 56–75. 56–62 (forewings) 56 *Drabescus nitens* 57 *Goniagnathus* (*T.*) *quadripinnatus* 58 *Aconurella prolixa* 59 *Chiasmus* sp. 60 *Macrosteles indrinus* 61 *Bampurius pakisticus* 62 *Scaphoideus immistus* 63 *Stirellus thattaensis*, pygofer, lateral view 64 *Macrosteles parafalcatus*, male 2nd abdominal tergites, dorsal view 65 *Scaphoideus harlani*, face 66 *Euscelidius cornix*, face 67 *Gurawa longispina*, head, lateral view 68 *Leofa naga*, head, lateral view 69 *Nealiturus* (*C.*) *tenellus*, subgenital plates 70 *Nealiturus* (*C.*) *opacipennis*, subgenital plates 71 *Stirellus viridulus*, pygofer, lateral view 72 *Linnavuoriella arcuata*, habitus, dorsal view 73 *Exitianus nanus*, habitus, dorsal view 74 *Thomsonia porrecta*, habitus, dorsal view; 75 *Phlogotettix indicus*, habitus, dorsal view.

Aconurella* Ribaut**A. choui* Naveed & Zhang**

Aconurella choui Naveed & Zhang, 2018a: 72, fig. 5; pl. II, figs A–D (Pakistan).

***A. erebus* (Distant)**

Deltocephalus erebus Distant, 1908: 385 (India).

Aconurella erebus: Ghauri, 1974: 553–555, figs 14–17 (India).

Aconurella erebus: Naveed and Zhang 2018a: 68, fig. 2; pl. I, figs D–F (Pakistan).

***A. naranensis* Naveed & Zhang**

Aconurella naranensis Naveed & Zhang, 2018a: 71, fig. 4; pl. I, J–L (Pakistan).

***A. paraerebus* Naveed & Zhang**

Aconurella paraerebus Naveed & Zhang, 2018a: 68, fig. 3; pl. I, G–I (Pakistan).

***A. prolixa* (Lethierry)**

Figs 4, 26, 58

Thamnotettix prolixa Lethierry, 1885: 102 (Europe).

Thamnotettix minutes Haupt, 1917: 254. Synonymised by Dlabola 1963: 324.

Thamnotettix sanguisuga Lindberg, 1927: 88. Synonymised by Metcalf 1967a: 1597.

Cicadula indica Pruthi, 1930: 54. Synonymised by Khatri and Webb 2010: 9 (India).

Deltocephalus obtusus Metcalf, 1955: 266. (nom. nov. for *Deltocephalus simplex* Haupt, 1927, non *D. simplex* Van Duzee, 1892: 304).

Chiasmus karachiensis Ahmed et al., 1988: 13, fig. 3A–J. Synonymised by Khatri and Webb 2010: 9 (Pakistan).

Chiasmus lobata Ahmed et al., 1988: 14, fig. 4A–J. Synonymised by Khatri and Webb 2010: 9.

Aconurella neosolana Rao & Ramakrishnan, 1990a: 268, fig. 1 (India). Synonymised by Khatri and Webb 2010: 9.

Aconurella prolixa Khatri & Webb, 2010: 4, pl. 1, fig. g; fig. 9; Naveed and Zhang 2018a: 67, fig. 1; pl. I, A–C (Pakistan).

Key to *Aconurella* species (male) modified from Naveed and Zhang (2018a)

- 1 Pygofer side with many spinules at dorsoapical margin, some large.....2
 – Pygofer side dorsoapical margin without or with sparse small spinules.....4

- 2 Subgenital plates as long as pygofer; with two macrosetae at apex *A. paraerebus*
 **3**
- Subgenital plates subequal to pygofer; with more than two macrosetae at apex **3**
- 3 Subgenital plates longer than pygofer; style apophysis smooth *A. erebus*
- Subgenital plates shorter than pygofer; style apophysis serrate with enlarged preapical tooth *A. naranensis*
- 4 Pygofer dorsal margin without spinules (Fig. 26); connective arms close together distally *A. proluxa*
- Pygofer dorsal margin with small spinules; connective arms widely separate from each other *A. choui*

***Chiasmus* Mulsant & Rey**

***C. alatus* Pruthi**

Chiasmus alatus Pruthi, 1930: 23, pl. II, figs 6, 6a, text figs 32–34 (India); Khatri and Webb 2010: 4 (Pakistan).

***C. niger* Pruthi**

Chiasmus niger Pruthi, 1936: 108, pl. VIII, fig. 8, text fig. 122 (India); Khatri and Webb 2010: 4 (Pakistan).

Remarks. The identification key of this species has not been possible due to the uncertainty of the differences between very similar species. The previously described forms may prove to be synonyms.

***Exitianus* Ball**

***E. indicus* (Distant)**

Athysanus indicus Distant, 1908: 344 (India).

Athysanus atkinsoni Distant, 1908: 345 (India). Synonymised by Ross, 1968: 12.

Exitianus indicus: Ross 1968: 12, figs 9, 10, 26–30, 69.

Exitianus major Ahmed et al., 1988: 10, fig. 1 (Pakistan). Synonymised by Khatri and Webb 2010: 10.

Exitianus indicus: Duan and Zhang 2013: 36, pl. II, figs 3–6; Khatri et al. 2014: 3, pl. 1 (China).

***E. nanus* (Distant)**

Fig. 73

Athysanus nanus Distant, 1908: 345 (India).

- Athysanus insularis* Distant, 1909: 47, pl. 4, figs 10, 10a. Synonymised by Ross 1968: 7.
Athysanus fasciolatus Melichar, 1911: 107 (East Africa). Synonymised by Linnavuori 1975: 626.
Athysanus simillimus Matsumura, 1914: 185 (Japan). Synonymised by Ross 1968: 7.
Athysanus vulnerans Bergevin, 1925: 42, figs 5–9 (East Africa). Synonymised by Ross 1968: 7.
Limotettix albipennis Haupt, 1927: 25, pl. II, figs 20a–c (Palestine). Synonymised by Dlabola 1963: 325.
Limotettix unifasciata Haupt, 1930: 159, fig. 9. Synonymised by Dlabola 1963: 325.
Athysanus digressus Van Duzee, 1933: 32 (USA). Synonymised by Linnavuori and De-Long 1978: 237.
Exitianus nanus: Ross, 1968: 7, figs 1–3, 15–18, 76; Duan and Zhang 2013: 33, pl. I, figs 1–2 (China); Khatri et al. 2014: 4; Duan and Zhang 2013: 33, pl. I, figs 1, 2; Khatri et al. 2014: 3, pl. 2 (Pakistan).
Exitianus karachiensis Ahmed, 1986: 59, fig. 5. Synonymised by Khatri and Webb 2010: 10.
Exitianus peshawarensis Ahmed & Rao, 1986: 76–77, fig. 1. Synonymised by Khatri and Webb 2010: 10.
Exitianus minor Ahmed et al., 1988: 12, fig. 2. Synonymised by Khatri and Webb 2010: 10.
Exitianus fulvinervis Li & He, 1993: 27; Li et al. 2011: 68, fig. 55. Synonymised by Duan and Zhang 2013: 33 (China).

Key to *Exitianus* species from Pakistan (male)

- 1 Crown with transverse brown band usually interrupted medially (Fig. 73); pygofer side with 2–6 apical brown or black macrosetae *E. nanus*
 – Crown with transverse brown band usually complete; pygofer side with 2 or 3 apical brown or black macrosetae *E. indicus*

Gurawa Distant

G. minorcephala Pruthi

Fig. 5

Gurawa minorcephala Pruthi, 1930: 29, pl. II, fig. 10a, b, text figs 41, 42 (Pakistan); Zahniser 2008: 22, figs 77–85; Dai et al. 2011: 38, fig. 1; Duan and Zhang 2012: 42–44, pl. I, fig. 1 (China); Viraktamath and Gnanaswaran 2013: 199–200, figs 22–29, 41, 55–58 (India); Naveed and Zhang 2018b: 482, figs 1E–H, 2A–G, 4A–E, 5B (Pakistan).

G. longispina Naveed & Zhang

Gurawa longispina Naveed & Zhang, 2018b: 486, figs 1A–D, 3A–F, 5A (Pakistan).

Key to *Gurawa* species from Pakistan (male) modified from Naveed and Zhang 2018b

- 1 Crown with dorsal constriction at level of ocelli; aedeagal shaft with lateroapical spines long in posterodorsal view *G. longispina*
 – Crown without dorsal constriction at level of ocelli; aedeagal shaft with lateroapical spines short in posterodorsal view *G. minorcephala*

Leofa Distant

Key to subgenera of *Leofa* from Pakistan modified from Naveed and Zhang (2018c)

- 1 Submacropterous; pygofer with a well-developed dorsal appendage
 *Leofa (Prasutagus)*
 – Brachypterous; pygofer without dorsal appendage *Leofa (Leofa)*

L. (L.) mysorensis Distant

Leofa mysorensis Distant, 1918: 86; Viraktamath and Viraktamath 1992: 5, figs 10–19 (India); Naveed and Zhang 2018c: 46, figs 5–8 (Pakistan).

Leofa affinis Distant, 1918: 87. Synonymised by Viraktamath and Viraktamath 1992: 5 (India).

Leofa sanguinalis Distant, 1918: 87. Synonymised by Viraktamath and Viraktamath 1992: 5 (India).

Leofa unicolor Distant, 1918: 88. Synonymised by Viraktamath and Viraktamath 1992: 5 (India).

Leofa pedestris Distant, 1918: 88. Synonymised by Viraktamath and Viraktamath 1992: 5 (India).

Leofa parwala Pruthi, 1930: 26. Synonymised by Viraktamath and Viraktamath 1992: 5 (India).

L. (L.) naga Viraktamath & Viraktamath

Leofa naga Viraktamath & Viraktamath, 1992: 9–10, figs 31–40 (India); Naveed and Zhang 2018c: 46, figs 9–13 (Pakistan).

L. (Prasutagus) pulchellus Distant

Figs 7, 27

Prasutagus pulchellus Distant, 1918: 53–54, fig. 57 (India).

Leofa (Prasutagus) pulchellus: Zahniser, 2008: 18; Duan et al. 2012: 39 (China); Naveed and Zhang 2018c: 46, figs 1–4 (Pakistan).

***L. (L.) truncata* Viraktamath & Viraktamath**

Leofa truncata Viraktamath & Viraktamath, 1992: 4, figs 1–9 (India); Naveed and Zhang 2018c: 47, 14–19 (Pakistan).

Key to *Leofa* species from Pakistan (male)

- 1 Subgenital plates rounded caudally; pygofer with or without shallow lateral furrow; aedeagal shaft with caudal hood, basal process short, narrower than width of shaft..... **2**
- Subgenital plates truncate caudally; pygofer deeply furrowed laterally; aedeagal shaft without caudal hood, basal process long, broader than width of shaft..... ***L. truncata***
- 2 Aedeagal shaft tubular, without lamellate expansion; gonopore slightly asymmetrically placed on left side; caudal hood not strongly developed.....
..... ***L. mysorensis***
- Aedeagal shaft hood-like with lateral lamellate expansion; caudal hood strongly developed; gonopore symmetrically placed ***L. naga***

Nephotettix* Matsumura**N. nigropictus* (Stål)**

Thamnotettix nigropictus Stål, 1870: 740 (India).

Nephotettix apicalis Distant, 1908: 360 (India); Ishihara 1964: 42; Ishihara and Kawase 1968: 123.

Nephotettix nigropictus yapicola Ghauri, 1971: 495.

Nephotettix nigropictus: Ghauri, 1971: 491; Vilbaste 1975: 233; Ramakrishnan and Ghauri 1979; Mahmood and Aziz 1979: 61, figs 1b, 3a–f (Pakistan); Duan and Zhang 2014: 219, pl. III; pl. VI: I–L; figs 14, 15 (China).

***N. parvus* Ishihara & Kawase**

Nephotettix parvus Ishihara & Kawase, 1968: 121 (Japan); Duan and Zhang 2014: 221, pl. IV, pl. VIIA–C; fig. 16 (China).

Nephotettix olivacea Mahmood & Aziz, 1979: 65 (Pakistan). Synonymised by Wilson 1989: 136.

***N. virescens* (Distant)**

Selenocephalus virescens Distant, 1908: 291 (India).

Phrynomorphus olivacescens Distant, 1918: 52. Synonymized by Wilson 1989: 135.

Nephotettix bipunctatus (Fabricius), Distant, 1908: 359.

- Nephotettix impicticeps* Ishihara, 1964: 42. Synonymized by Ghauri, 1971: 484.
Nephotettix virescens: Ghauri, 1971: 484; Ramakrishnan and Ghauri 1979: 357; Duan and Zhang 2014: 223, pl. V; pl. VII: D–F; figs 17–18 (China).
Nephotettix oryzii Mahmood & Aziz, 1979: 63 (Pakistan). Synonymized by Wilson 1989: 135.

Key to species of *Nephotettix* (male)

- 1 Crown without traces of marginal and submarginal black transverse bands in both sexes *N. virescens*
 – Crown with black submarginal transverse band markedly and fully developed **2**
 2 Anterior margin of pronotum marked with black transverse band
 *N. nigropictus*
 – Anterior margin of pronotum without black markings..... *N. parvus*

Cicadulini Van Duzee

Diagnosis. Cicadulini, following Zahniser and Dietrich (2013: 56), is a rather poorly defined tribe. It was defined by these authors in the following way: “small to medium sized, slender, stramineous, yellow, or greenish leafhoppers, sometimes with the anterior margin of the head marked with black spots. They can be identified by the male segment X often long and strongly sclerotised, and subgenital plates sometimes with a row of macrosetae near the middle and with long fine setae laterally” and additionally in their key: “male pygofer incised dorsally nearly to base”. Clearly, this definition is not ideal as you may not be able to identify a taxon (for example in a key) based solely on “often” and “sometimes” characters and also in their figure 15 of *Cicadula* Zetterstedt, segment X is moderately long (although the dorsal pygofer incision is very long and therefore the dorsal bridge very short). In addition, the genus *Pseudosubhimalus* Ghauri, placed in Athysanini by Zahniser and Dietrich (2014), was subsequently placed in Cicadulini based on molecular evidence and (in its type species) segment X is long and well sclerotised (Meshram and Niranjana 2019) However, in the genus the subgenital plate macrosetae are marginal, and in one of its species, *P. katraini* Meshram and Niranjana, segment X is very short. Similarly, segment X is not elongate in the Nearctic *Knollana* DeLong. The following three species of this genus occur in Pakistan.

Pseudosubhimalus Ghauri

P. bicolor (Pruthi)

Ophiola bicolor Pruthi, 1936: 123 (India).

Pseudosubhimalus bicolor: Ghauri, 1974: 553; Meshram and Niranjana 2019: 7–9, figs 1A, 1B, 1E, 1G–1L, 2A–2F, 3A–3H (India, Pakistan).

***P. trilobatus* Meshram & Niranjana**

Pseudosubhimalus trilobatus Meshram & Niranjana, 2019: 7, 11–12, figs 1C, 1D, 4A–4F (India).

Pseudosubhimalus bicolor (Pruthi): Menghwar et al. 2015: 142, pl. 1, figs a-h (misidentification) (Pakistan).

***P. pakistanicus* Naveed & Zhang**

Figs 13, 38

Pseudosubhimalus pakistanicus Naveed et al., 2020a: 194, fig. 1A–H (Pakistan).

Key to *Pseudosubhimalus* species from Pakistan (male) modified from Naveed et al. (2020a)

- 1 Greyish green to pale yellow species, disc of crown without black or dark brown spots; pygofer lobe with weak ventral process (Fig. 38) ***P. pakistanicus***
- Dark brown in colour, disc of crown with black or dark brown spots; pygofer lobe without ventral process..... **2**
- 2 Pygofer ventral margin with dentations..... ***P. bicolor***
- Pygofer ventral margin without dentations, smooth..... ***P. trilobatus***

Deltocephalini Fieber

Diagnosis. The members of this tribe are small to medium sized leafhoppers and are variable in colour. They can be identified by the tapering or parallel-sided clypellus, narrow lorum, linear connective with anterior arms closely appressed, connective fused to the aedeagus, and first valvula dorsal sculpturing imbricate (Scale-like).

Deltocephalus* Burmeister**D. vulgaris* Dash & Viraktamath**

Fig. 45

Deltocephalus(*Deltocephalus*) *vulgaris* Dash & Viraktamath, 1998: 4, figs 1–11 (India); Zhang and Duan 2011: 3, fig. 3A–H (China); *Deltocephalus* (*Deltocephalus*) *vulgaris*: Naveed et al. 2019a: 285, figs 1A, B, 3A–D (Pakistan).

***D. infirmus* Melichar**

Deltocephalus infirmus Melichar, 1903: 203, pl. V, fig. 11 (Sri Lanka).

Jassargus infirmus: Ishihara, 1961: 244, figs 53–58 (misidentification).

Deltocephalus infirmus: Webb and Viraktamath 2009: 13, fig. 10; Naveed et al. 2019a: 285, figs 1C, 3D–G (Pakistan).

Key to *Deltocephalus* species from Pakistan (male) modified from Naveed et al. (2019a)

- 1 Crown with six brown spots on anterior margin; aedeagal shaft with shallow apical notch *D. vulgaris*
 – Crown with single brown spot on anterior margin adjacent to eyes; aedeagal shaft without apical notch..... *D. infirmus*

***Maiestas* Distant**

***M. albomaculata* (Dash & Viraktamath)**

Fig. 11

Deltocephalus (Recilia) albomaculatus: Dash and Viraktamath 1998: 12, figs 29–34 (India).

Maiestas albomaculata: Webb and Viraktamath 2009; Naveed et al. 2019a: 287, figs 1E–1I, 3H–3I; Shah et al. 2021: 403, figs 1A–D (Pakistan).

***M. indica* (Pruthi)**

Allophleps indica Pruthi, 1936: 120–121, pl. IX, fig. 3, text fig. 132 (Pakistan); Rao and Ramakrishnan 1990: 111 (India).

Deltocephalus (Recilia) indicus: Dash and Viraktamath 1998: 35–36, fig. 305 (India).

Maiestas indica: Webb and Viraktamath 2009: 22; Shah et al. 2021: 403, fig. 1E (Pakistan).

***M. maculata* (Pruthi)**

Cicadula maculata Pruthi, 1930: 58–59, figs 80–81, pl. V, fig. 2 (India).

Thamnotettix prabha Pruthi, 1930: 62, figs 85, 86, pl. V, figs 6, 6a (India). Synonymized by Webb and Viraktamath 2009: 41.

Recilia prabha: Ghauri, 1980: 166–169, figs 1, 3–11.

Deltocephalus (Recilia) maculata: Dash and Viraktamath 1998: 32, figs 260–269 (India).

Maiestas maculata: Webb and Viraktamath 2009: 22, comb. nov.; Zhang and Duan 2011: 37–39, figs 33–35, pl. IV: E, pl. V: P, pl. VI: P (China); Shah et al. 2021: 404, fig. 2A–I (Pakistan).

***M. pruthii* (Metcalf)**

Deltocephalus notatus Pruthi, 1936: 128–129, text fig. 139, pl. IX, fig. 10 (Pakistan). Preoccupied, not Melichar 1896.

Deltocephalus pruthii (Metcalf, 1967b: 1173, new name).

Maiestas pruthii: Webb and Viraktamath 2009: 20; Naveed et al. 2019a: 288, figs 2A–2C, 3J–3K; Shah et al. 2021: 4F–L (Pakistan).

***M. setosa* (Ahmed, Murtaza & Malik)**

Recilia setose Ahmed et al., 1988: 412–414, fig. 2 (Pakistan).

Maiestas setosa: Webb and Viraktamath 2009: 20 (Pakistan).

***Maiestas sinuata* Shah & Duan**

Maiestas sinuata Shah & Duan, 2021: 406, fig. 3A–H (Pakistan).

***M. subviridis* (Metcalf)**

Stirellus subviridis Metcalf, 1946: 125. Synonymized with *S. hopponis* (Matsumura) by Linnavuori, 1975: 617, in error;

Deltocephalus(Recilia) subviridis: Dash and Viraktamath 1998: 24, figs 166–172 (India);

Maiestas subviridis: Webb and Viraktamath 2009: 19, fig. 40; Khatri and Webb 2010: 11, pl. 2b, c, fig. 12 (Pakistan); Zhang and Duan 2011: 19 (China); Shah et al. 2021: 408, fig. 4A–E (Pakistan).

***M. tareni* (Dash & Viraktamath)**

Deltocephalus(Recilia) tareni Dash & Viraktamath, 1995: 74–76, figs 1–15; Dash and Viraktamath 1998: 16, figs 78–84 (India).

Maiestas tareni: Webb & Viraktamath, 2009: 22; Khatri and Webb 2010: 11, pl. 2d, fig. 11 (Pakistan); Zhang and Duan 2011: 20 (China); Naveed et al. 2019a: 288, figs 2G–I, 3N–3O; Shah et al. 2021: 408, fig. 5A–H (Pakistan).

***Maiestas trispinosa* (Dash & Viraktamath)**

Deltocephalus (Recilia) trispinosus Dash & Viraktamath, 1998: 35, figs 296–304 (India).

Maiestas trispinosa: Webb and Viraktamath 2009: 38; Shah et al. 2021: 408, fig. 6A–I (Pakistan).

Key to *Maiestas* species from Pakistan (male). *Maiestas setosa* is excluded from the key due to the poor original description and figures.

- | | | |
|---|--|-------------------------------|
| 1 | Overall colour dark brown; forewing with sub-basal and subapical irregular white transverse band (Fig. 11) | <i>M. albomaculata</i> |
| – | Colour not as above | 2 |
| 2 | Crown, face and thorax with black patches | <i>M. maculata</i> |
| – | Crown, face and thorax without black patches | 3 |
| 3 | Forewing with extra cross-veins, at least in clavus | 4 |
| – | Forewing without extra cross-veins | 5 |

- 4 Aedeagus with a large subapical ventral process..... *M. indica*
 – Aedeagus with a short apical ventral process..... *M. pruthii*
 5 Aedeagus with pair of short lateral processes *M. trispinosa*
 – Aedeagus without lateral processes **6**
 6 Aedeagus in lateral view similar in width in distal half *M. subviridis*
 – Aedeagus in lateral view evenly tapered from base to apex..... **7**
 7 Style apophysis broadest sub-basally; aedeagal shaft in lateral view not sinuate..... *M. tareni*
 – Style apophysis broadest at base; aedeagal shaft in lateral view slightly sinuate..... *M. sinuata*

***Paramesodes* Ishihara**

***P. lineaticollis* (Distant)**

Paramesodes lineaticollis (Distant, 1908: 294, *Paramesus*) (India); Wilson 1983: 21–22, figs 23–29.

Paramesodes ishurdii Mahmood & Meher, 1973: 135 (Pakistan). Synonymised by Wilson 1983: 21.

Drabescini Ishihara

Diagnosis. Drabescini are medium sized to large leafhoppers, variable in colour and shape. They can be identified by the following combination of characters: antennae long situated near upper part of face; antennal pits large, often encroaching onto frontoclypeus; anterior margin of head smooth, irregularly textured, or with one to many carinae or striae; nymph often with apical process on head. Two subtribes are present (see key and below).

Drabescina

***Drabescus* Stål**

***D. angulatus* Signoret**

Fig. 1

Drabescus angulatus Signoret, 1880: 210; Ghauri 1965: 688; Zhang and Webb 1996: 24, figs 380–384, 525.

Paraboloponina Ishihara

***Dryadomorpha* Kirkaldy**

Remarks. See Zhang and Webb (1996: 6) for full synonymy.

***D. pallida* Kirkaldy**

D. pallida Kirkaldy, 1906: 336; Webb 1981: 50–53, figs 41–56.

Remarks. See Zhang and Webb (1996: 14) for full synonymy.

Goniagnathini Wagner

Diagnosis. These are medium sized to large, squat, robust leafhoppers. They can be identified by the short and broad head, anterior margin of head glabrous, large forewing appendix (in macropterous individuals), subgenital plates fused to each other, valve apparently absent or fused to subgenital plates, style with broad basal part articulated with linear or modified apical part, and connective fused to the aedeagus.

Goniagnathus* Fieber**G. (Epistagma) guttulinervis* (Kirschbaum)**

Jassus(*Athysanus*) *guttulinervis* Kirschbaum, 1868: 116 (Europe).

Thamnotettix putoni Lethierry, 1874: 444.

Goniagnathus ocellatus Jacobi, 1910: 133.

Goniagnathus guttulinervis: Dash and Viraktamath 2001: 64, figs 1–5 (India); Naveed and Zhang 2018j: 1805, fig. 1C; Shah and Duan 2020b: 16–17, figs 1A, B, 2A–H (Pakistan).

***G. (Tropicognathus) nepalicus* Viraktamath & Gnaneswaran**

Fig. 3

Goniagnathus(*Tropicognathus*) *nepalicus* Viraktamath & Gnaneswaran, 2009: 56–57, figs 5, 6, 19–24 (Nepal); Naveed and Zhang 2018j: 1806, figs 1E–G; Shah and Duan 2020b: 16, 20, figs 1E, 1F, 5A–D (Pakistan).

***G. (Tropicognathus) punctifer* (Walker)**

Bythoscopus punctifer Walker, 1858: 104.

Goniagnathus elongatus Lethierry, 1892: 209.

Goniagnathus spurcatus: Melichar 1903: 181.

Goniagnathus punctifer: Distant 1908: 311; Zhang 1990: 91; Dash and Viraktamath 2001: 71 (India).

Goniagnathus(*Tropicognathus*) *punctifer*: Duan and Zhang 2009: 53, figs 2A–E, 7E, 7K, 8D (China); Shah and Duan 2020b: 19, figs 6–8 (Pakistan).

***G. (Tropicognathus) quadripinnatus* Dash & Viraktamath**

Goniagnathus (Tropicognathus) quadripinnatus Dash & Viraktamath, 2001: 74–76, figs 45–50 (India); Naveed and Zhang 2018j: 1806, fig. 1D; Shah et al. 2020b: 16, figs 1C, 1D, 3A–G (Pakistan).

Key to subgenera and species of *Goniagnathus* from Pakistan (male) modified from Shah et al. (2020)

- 1 Male pygofer with dorsal appendage absent; aedeagus with pair of ventral processes exceeding aedeagal shaft.....***G. (Epistagma) guttulinervis***
- Male pygofer with dorsal appendage present; aedeagus with pair of ventral processes not exceeding aedeagal shaft..... ***G. (Tropicognathus) 2***
- 2 Aedeagus with one pair of long processes present at mid-length, subgenital plates fused with truncate margin caudally.... ***G. (Tropicognathus) nepalicus***
- Aedeagus with two pairs of processes**3**
- 3 Aedeagal shaft with a pair of apical and a pair of median asymmetrical processes ***G. (Tropicognathus) punctifer***
- Aedeagal shaft with two pairs of processes present near apex, having lateral processes longer and stouter than the dorsal processes.....
.....***G. (Tropicognathus) quadripinnatus***

Hecalini Distant

Remarks. A revision of Oriental Hecalini was given by Morrison (1973).

Diagnosis. The members of this tribe are medium sized to large, somewhat to strongly dorsoventrally flattened, stramineous, yellow, green, or brown leafhoppers, sometimes with bright orange or reddish markings. They can be identified by the produced and parabolically shaped head, dorsoventrally flattened body, lateral margin of pronotum as long as or longer than the basal width of eye, ocelli closer to eyes than laterofrontal sutures, apodemes of male sternite I long and relatively narrow, apodemes of male sternite II broad and well-developed, male pygofer often produced or pointed posterodorsally, segment X withdrawn into pygofer, ventral margins of male pygofer often lobate, aedeagus often with one or two pairs of apical processes, first valvula dorsal sculpturing granulose to maculate and submarginal, first valvula often with distinctly delimited ventroapical sculpturing, second valvula usually without teeth, humpbacked dorsally, and concave ventrally.

***Glossocratus* Fieber**

***Glossocratus* sp.**

Remarks. From the figure (unidentified) given by Mahmood (1979) this genus is present in Pakistan. No information is given by Mahmood on examined specimens.

Hecalus* Stål**H. erectus* Naveed & Zhang**

Hecalus erectus Naveed & Zhang, 2018d: 581, fig. 1A–H; pl. IA–C (Pakistan).

***H. ghourii* Rao & Ramakrishnan**

Fig. 8

Hecalus ghourii Rao & Ramakrishnan, 1990b: 388, figs 1–11 (India); Naveed and Zhang 2018d: 584, fig. 2A–K; pl. ID–G (Pakistan).

***H. muzaffarabadensis* Naveed & Zhang**

Hecalus muzaffarabadensis Naveed & Zhang, 2018d: 585, fig. 3A–D; pl. I, figs H–J (Pakistan).

***H. prasinus* (Matsumura)**

Parabolocratys prasinus Matsumura, 1905: 48 (Japan); Morrison 1973: 417, figs 154–159 (Thailand); Mahmood 1979: 93 (Pakistan).

***H. rawalakotensis* Naveed & Zhang**

Hecalus rawalakotensis Naveed & Zhang, 2019c: 596, figs 1A–I, 2A–D (Pakistan).

***H. snipus* Naveed and Zhang**

Hecalus snipus Naveed & Zhang, 2018d: 386, fig. 4A–G; pl. II, figs A–C (Pakistan).

***H. umballaensis* Distant**

Hecalus umballaensis Distant, 1908: 274; Morrison 1973: 431, fig. 190; Rao and Ramakrishnan 1990b: 390, figs 31–38 (India); Naveed and Zhang 2018d: 587, fig. 5A–I; pl. II, figs D–F (Pakistan).

***H. veracious* Naveed & Zhang**

Hecalus veracious Naveed & Zhang, 2018d: 587, fig. 6A–H; pl. II, figs G–I (Pakistan).

Key to *Hecalus* species from Pakistan (male) modified from Naveed and Zhang (2018d) and Naveed et al. (2019c)

- 1 Greenish brown to dark in colouration on face and thorax.....2
 – Yellowish green to pale yellow in colouration on face and thorax3

2	Aedeagal shaft with long, leaf-like, pointed apical processes.....	<i>H. umballaensis</i>
–	Aedeagal shaft with short, truncate apical processes.....	<i>H. snipus</i>
3	Aedeagal shaft with subapical dorsal flares and bifurcated apical processes	<i>H. muzaffarabadensis</i>
–	Aedeagal shaft without apical bifurcated processes	4
4	Aedeagal shaft without lateral serrations.....	<i>H. gaurii</i>
–	Aedeagal shaft with lateral serrations.....	5
5	Aedeagal shaft with lateral serrations throughout	<i>H. erectus</i>
–	Aedeagal shaft with lateral serrations limited to basal 2/3.....	6
6	Aedeagal shaft nearly parallel sided throughout length in dorsal view.....	<i>H. veracious</i>
–	Aedeagal shaft broad in basal half, narrowed apically in dorsal view	<i>H. rawalakotensis</i>

***Linnavuoriella* Evans**

***L. arcuata* (Motschulsky)**

Fig. 72

Platymetopius arcuatus: Motschulsky, 1859: 115.

Tetigonia kalidasa Kirkaldy, 1900: 294.

Parabolocratus citrinus Evans, 1941: 36.

Varta moshiensis Rao, 1973: 96 (India).

Hecalus arcuatus: Morrison 1973: 426.

Linnavuoriella arcuata: Hamilton 2000: 454; Catanach and Dietrich 2017; Naveed and Zhang 2019b: 619, fig. 2A–H (Pakistan); He et al. 2019: 267, figs 52–68 (China).

***Thomsonia* Signoret**

***T. porrecta* (Walker)**

Fig. 74

Acocephalus porrectus Walker, 1858: 362.

Platymetopius lineolatus Motschulsky, 1859: 114.

Hecalus kirschbaumii Stål, 1870: 737.

Thomsoniella albomaculata Distant, 1908: 278, fig. 178.

Parabolocratus merino Capco, 1959: 333.

Thomsoniella porrecta: Hamilton 2000: 454.

Thomsonia porrecta: He et al. 2019: 269, figs 69–85 (China).

Koebeliini Baker

Diagnosis. These are small to medium sized, yellow, light green or brown leafhoppers. They can be identified by the combination of following characters: ocelli distant from eyes, clypellus long, narrow and extending well beyond normal curve of gena, and metatarsomere I with platellae on plantar surface.

Pinopona* Viraktamath & Sohi**P. minuta* Viraktamath & Sohi**

Pinopona minuta Viraktamath & Sohi, 1998: 114, figs 1–15 (India, Nepal).

Sohipona* Ghauri & Viraktamath**S. webbi* Ghauri & Viraktamath**

Sohipona webbi Ghauri & Viraktamath, 1987: 50, figs 11–29 (Pakistan).

Limotettigini Baker

Diagnosis. These are small to medium sized ivory, greyish, or black leafhoppers, often with dark markings. They can be identified by the parallel-sided or tapering clypellus, pygofer dorsal margin with spine-like process and aedeagus articulated with plate-like “dorsal connective” at dorsal margin of socle.

Limotettix* Sahlberg**Limotettix (Scleroracus)* Van Duzee*****L. (S.) cacheolus* (Ball)**

Fig. 14

Ophiola stratula var. *cacheola* Ball, 1928: 189.

Limotettix (Scleroracus) cacheolus: Oman 1947: 205; Hamilton 1994: 122; McKamey 2001: 705 (USA); Naveed and Zhang 2018f: 79, figs 15–26 (Pakistan).

Macrostelini Kirkaldy

Diagnosis. Macrostelini are small to medium sized, slender, often stramineous, yellow, or greenish leafhoppers, with or without dark markings. They can be identified by their long, slender shape, forewing with two antepical cells, subgenital plates usually with membranous digitate apical lobe, and male pygofer macrosetae sometimes plumose.

Balclutha* Kirkaldy**B. incisa* (Matsumura)**

Gnathodus incisa Matsumura, 1902: 360 (Japan).

Balclutha indica Pruthi, 1930: 48, pl. IV, figs 4, 4a, 4b, text figs 67, 68 (*Eugnathodus*), India. Synonymised by Knight 1987: 1206.

Balclutha incisa: Knight 1987: 1206, figs 138–145; Webb and Vilbaste 1994: 72, figs 10–17; Chiang 1996: 67, fig. 3; Dai, Li and Chen 2004: 749 (China); Naveed and Zhang 2018e: 259, fig. 2A–E (Pakistan).

***B. punctata* (Fabricius)**

Fig. 12

Cicada punctata Fabricius, 1775: 687.

Balclutha punctata: Blocker 1967: 7; Knight 1987: 1188, figs 32–38; Webb and Vilbaste 1994: 64, figs 44–54; Chiang 1996: 64, fig. 2; Dai, Li and Chen 2004: 749 (China); Naveed and Zhang 2018e: 261, figs 1A–C, 2F–K (Pakistan).

***B. pararubrostriata* Rao & Ramakrishnan**

Balclutha pararubrostriata Rao & Ramakrishnan, 1990a (India): 106; Webb and Vilbaste 1994: 64, fig. 130; Naveed and Zhang 2018e: 262, figs 1D–G, 3A–G (Pakistan).

***B. rubrostriata* (Melichar)**

Gnathodus rubrostriatus Melichar, 1903: 208.

Balclutha rubrostriata: Knight 1987: 1211, figs 160–166; Webb and Vilbaste 1994: 66, figs 123–129; Chiang 1996: 69, fig. 5; Dai, Li and Chen 2004: 749 (China).

***B. sujawalensis* Ahmed**

Balclutha sujawalensis Ahmed, 1986: 54, fig. 2 (Pakistan).

Balclutha knighti Rao & Ramakrishnan, 1990a: 106, figs 1–8 (India). Synonymised by Webb and Vilbaste 1994: 67, figs 55–60.

***A. viridinervis* Matsumura**

Balclutha viridinervis Matsumura, 1914: 166; Knight 1987: 1190, figs 46–51; Webb and Vilbaste 1994: 69, figs 75–82; Khatri and Webb 2010: 13 (Pakistan).

Key to Pakistan species of *Balclutha* (male) modified from Naveed and Zhang (2018e)

- 1 Crown, pronotum and forewings with orange red longitudinal bands..... 2
 – Crown, pronotum and forewings without orange red longitudinal bands; aedeagus with basal processes 3
 2 Pygofer with branches of posteroventral appendages only slightly divergent, extended posterad; distal part of aedeagal shaft distinctly curved in lateral view *B. rubrostriata*
 – Pygofer with branches of posteroventral appendages widely divergent, one extended dorsad, the other ventrad; distal part of aedeagal shaft straight in lateral view..... *B. pararubrostriata*
 3 Sordid brown with brown markings (Fig. 12); aedeagal shaft short, C-shaped, curved dorsally and anteriorly to near level of basal apodeme..... *B. punctata*
 – Yellowish green; aedeagal shaft not extending to near level of basal apodeme..... 4
 4 Aedeagus with three or more pairs of processes, shaft not curved basally
 *B. incisa*
 – Aedeagus without ventral processes, shaft curved basally 5
 5 Aedeagus with basal apodeme finger-like in lateral aspect, shaft slightly sinuate apically *B. viridinervis*
 – Aedeagus with basal apodeme not finger-like in lateral aspect, shaft not sinuate apically *B. sujawalensis*

Cicadulina China

C. bipunctata (Melichar)

Gnathodus bipunctata Melichar, 1904: 47.

Cicadula bipunctella Matsumura, 1914: 173 (Taiwan).

Cicadulina bipunctata: Webb 1987a: 236; Webb 1987b: 694, figs 70–77; Naveed and Zhang 2018e: 269, fig. 8A–E (Pakistan).

C. chinai Ghauri

Cicadulina chinai Ghauri, 1964: 205 (India).

Cicadulina striata Ahmed, 1986: 57, fig. 4, syn. nov.

Cicadulina chinai: Naveed and Zhang 2018e: 269, figs 7A–C, 8F–M (Pakistan).

Remarks. Original figures of *C. striata* show similarity to *C. chinai* in the shape of the pygofer process and aedeagus in lateral view but the aedeagus in posterior view (if drawn correctly) is a bit narrower. Described from the holotype male and several paratypes from Gharo, Thatta district, Sindh province, Pakistan maize, 11.x.85, Ahmed (ZMUK); no type specimens could be found.

Key to Pakistan species of *Cicadulina* (male) modified from Naveed and Zhang 2018e)

- 1 Pygofer with slender, hook-like process ending in triangular apex
 *C. bipunctata*
- 6 Pygofer with thick and sinuate process, bifurcate at apex
 *C. chinai*

***Macrosteles* Fieber**

***M. indrina* (Pruthi)**

Figs 29, 64

Cicadula indrina Pruthi, 1930: 61–62, pl. V fig. 5, text figs 83–84. N (India).

Macrosteles indrina. New combination by Khatri and Webb 2010: 14, fig. 17.

Macrosteles parafalcatus Naveed & Zhang, 2018e: 266, figs 5A–J, 6A–C (Pakistan),
 syn. nov.

Remarks. A re-examination of the material identified and figured as *M. indrina* by Khatri and Webb (2010) and original figures of *M. parafalcatus* shows that there is insufficient evidence to separate the two species. The two species differ only very slightly in the separation of the long apodemes of the second abdominal sternite (fig. 64). Other differences seen in their respective original figures, i.e., of the aedeagus and style, are due to differences of orientation. Therefore, we consider the two species to be synonyms.

***M. shabidi* Ahmad**

Macrosteles shabidi Ahmed, 1986: 55, fig. 3 (Pakistan).

Remarks. The identity of this species is uncertain (see Khatri & Webb 2010: 14).

Mukariini Distant

Diagnosis. These are small to medium sized, often dorsoventrally depressed or ventrally flattened, brown, black, whitish, yellow, or green, leafhoppers, sometimes marked with orange or red. They can be identified by the produced head, often with frontoclypeus tumid distally, ventral part of face flat, lying nearly horizontally or concave, and ocelli distant from eyes.

Mukaria* Distant**M. splendida* Distant**

Mukaria splendida Distant, 1908: 270 (India); Khatri and Webb 2011: 19, figs 3a–k (Pakistan); Viraktamath and Webb 2019, figs 3A–D, 5R–S, 7D, 10A–D, 13E–I, 27A–J (India).

Opsiini Emaljanov

Diagnosis. Opsiini are small to large, stramineous, yellow, green, or brown leafhoppers. They can be identified by the bifurcate aedeagus with two shafts and gonopores. Some Mukariini and *Ascius* (Scaphytopiini) have a similarly divided aedeagus but Opsiini lack the other characters that define those groups.

Hishimonus* Ishihara**H. phycitis* (Distant)**

Figs 9, 44

Eutettix phycitis Distant, 1908: 363–364, fig. 231 (India).

Eutettix lugubris Distant, 1918: 60. Synonymised by Knight 1970: 128.

Hishimonus orientalis Emeljanov, 1969: 1102. Synonymised by Knight 1970: 128.

Hishimonus phycitis: Knight, 1970: 128–130, figs 10, 11, 13; Viraktamath and Murthy 2014: 114, figs 23–26, 161–176; Naveed and Zhang 2018j: 1805, figs 1A–B, 2A–J (Pakistan).

Masiripius* Dlabola**M. lugubris* (Distant)**

Mahalana lugubris Distant, 1918: 64 (India).

Ziziphoides punctatus: Rao, 1967: 239, figs 1–6.

Masiripius lugubris: Webb and Godoy 1993: 424; Viraktamath and Murthy 1999: 44, 47, figs 27–39 (India).

Nealiturus* Distant**N. (Circulifer) tenellus* (Baker)**

Thamnotettix tenella Baker, 1896: 24.

Eutettix tenellus: Uzel 1911: 287.

Circulifer tenellus ambiguosus Young & Frazier, 1954: 34, fig. 3.

Nealiturus tenellus: Nast 1972: 331.

Neoliturus (Circulifer) tenellus Mozaffarian & Wilson, 2016: 24 (Iran).

***N. (Circulifer) opacipennis* (Lethierry)**

Cicadula opacipennis Lethierry, 1876: 83.

Cicadula vittiventris Lethierry, 1876: 84.

Cicadula nausharensis Pruthi, 1936: 113–114, fig. 127, pl. VIII, fig. 15 (Pakistan).

Synonymised by Bindra et al. 1970: 664, figs 1–11.

Neoliturus opacipennis: Mozaffarian and Wilson 2016: 24 (Iran).

Key to Pakistan species of *Neoliturus* (male)

- 1 Subgenital plates widely truncated (Fig. 69)..... ***N. (C.) tenellus***
 – Subgenital plates acuminate (Fig. 70)..... ***N. (C.) opacipennis***

***Opsius* Fieber**

***O. smaragdinus* (Distant)**

Eutettix smaragdinus Distant, 1908: 364 (India).

Cestius triradiatus Ahmed & Sultana, 1994: 129, fig. 2 (Pakistan).

Opsius smaragdinus: Khatri and Webb 2010: 6.

***O. versicolor* (Distant)**

Cestius versicolor Distant, 1908: 310, fig. 198 (India).

Opsius dissimilis Vilbaste, 1961: 43.

Cestius sakroensis Ahmed & Sultana, 1994: 126, fig. 1 (Pakistan). Synonymised by Khatri and Webb 2010: 6.

Opsius versicolor: El-Sonbati et al. 2020: 8, figs 13–18, 32–34, 47–49, 65–69.

Key to Pakistan species of *Opsius* (male)

- 1 Aedeagal shaft with ventral process directed away from aedeagal shaft dorsally ***O. versicolor***
 – Aedeagal shaft with ventral process close to aedeagal shaft dorsally.....
 ***O. smaragdinus***

***Orosius* Distant**

***O. aegypticus* Ghauri**

Fig. 10

Orosius aegypticus Ghauri, 1966: 251, fig. 11 (Egypt).

***O. albicinctus* Distant**

Orosius albicinctus Distant, 1918: 85 (India); Ghauri 1966: 236–239, fig. 3.

Key to Pakistan species of *Orosius* (male)

- 1 Aedeagal base bulbous..... ***O. aegypticus***
 – Aedeagal base not bulbous ***O. albicinctus***

Paralimnini Distant

Diagnosis. These are small to medium sized leafhoppers. They can be identified by the combination of the following characters: clypellus tapering apically or parallel-sided, lorum narrower than clypellus at base; connective with anterior arms closely appressed, articulated with aedeagus; female first valvula sculpturing imbricate or rarely maculate or granulose. The tribe is very similar morphologically to the closely related Deltocephalini, from which it can be distinguished by the articulation between the connective and aedeagus (fused in Deltocephalini), although a few species of *Flexamia* (Paralimnini) have the connective fused to the aedeagus.

Remarks. Khatri and Rustamani (2011) pointed out that the paralimnine *Hengchunia pakistanica* Asche and Webb (1994) was erroneously recorded from Pakistan as it is known from the Indian state of Gujarat (spelt as Gudjarat).

Changwhania* Kwon**C. ceylonensis* (Baker)**

Deltocephalus bimaculatus Melichar, 1903: 204 (Sri Lanka); Kuoh 1966: 128 (China).

Deltocephalus ceylonensis Baker, 1925: 537. Replacement name for *Deltocephalus bimaculatus* Melichar.

Cicadula bipunctatus Pruthi, 1930:59, pl. V, fig. 3 (India). Synonymised by Webb and Heller 1990: 8.

Changwhania changwhani Kwon, 1980: 99, figs 1–8 (Korea). Synonymised by Webb and Heller 1990: 8.

Changwhania ceylonensis: Webb and Heller 1990: 452; Zhang et al. 2009: 22 (China); Naveed and Zhang 2018f: 77, figs 1–14 (Pakistan).

***C. terauchii* (Matsumura)**

Fig. 18

Aconura terauchii Matsumura, 1915: 163, Table 1, fig. 8; Matsumura 1931: 1250; Esaki and Ito 1954: 175.

Changwhania terauchii Kwon, 1980: 97–99, figs 1 (1–3), 2 (1–8) (Korea); Webb and Heller 1990: 452; Cai, Sun and Jiang 2001: 93; Zhang et al. 2009: 21 (China); Naveed and Zhang 2019b: 619, fig. 1 A–I (Pakistan).

Key to species of *Changwhania* from Pakistan (male) modified from Naveed et al. (2019b)

- 1 Crown with pair of round black anterior markings; aedeagus with subapical processes and truncate apex..... ***C. terauchii***
 – Crown with pair of oval black anterior markings; aedeagus with apical processes and apically rounded..... ***C. ceylonensis***

***Jilinga* Ghauri**

***J. gopii* (Pruthi)**

Deltocephalus gopii Pruthi, 1936: 127, pl. IX, fig. 9, text fig. 138 (Pakistan).
Jilinga gopii (Pruthi), comb. nov. by Webb & Heller, 1990: 8; Webb and Viraktamath 2009: 34; Khatri and Webb 2010: 15.

***J. neelumensis* Naveed & Zhang**

Jilinga neelumensis Naveed & Zhang, 2018g: 569, figs 1A–C, 3A–H, 4A–B (Pakistan).

***J. truncata* Naveed & Zhang**

Fig. 20

Jilinga truncata Naveed & Zhang, 2018g: 571, figs 1D–F, 2A–C, 5A–I (Pakistan).

Key to *Jilinga* species of Pakistan (male) modified from Naveed and Zhang 2018g

- 1 Anal tube ventral processes with fused section longer than distal branches, branches with only small denticuli present; aedeagal shaft broad in posterior view, no more than three times longer than wide ***J. gopii***
 – Anal tube ventral processes with fused section shorter than distal branches, branches with large teeth; aedeagal shaft narrow in posterior view, more than four times longer than wide **2**
 2 Dorsal connective less than twice as wide as distance between dorsal and ventral arms; anal tube appendage ventral branches with smaller teeth evenly distributed between pair of large teeth in posterior view ***J. neelumensis***
 – Dorsal connective more than twice as wide as distance between dorsal and ventral arms; anal tube appendage ventral branches with smaller teeth concentrated on large medial tooth..... ***J. truncata***

Paralimnellus* Emeljanov**P. cingulatus* (Dlabola)**

Figs 19, 35

Paralimnus cingulatus Dlabola, 1960: 2.*Paralimnus (Bubulcus) cingulatus* Dlabola, 1961: 320.*Paralimnellus cingulatus*: Emeljanov 1972: 107.*Bubulcus cingulatus*: Hamilton 1975: 487; Webb and Heller 1990: 8.*Paralimnus (Dlabolasia) cingulatus*: Nemesio 2007: 143.*Paralimnellus cingulatus*: Xing and Li 2011: 54–56, figs 1–11 (China); Naveed and Zhang 2019b: 619, fig. 3A–J (Pakistan).***Psammotettix* Haupt*****P. emarginata* Singh***Psammotettix emarginata* Singh, 1969: 356, figs 51–55 (India).*Psammotettix swatensis* Ahmed, 1986: 52, fig. 1.*Psammotettix quettensis* Ara & Ahmed, 1988: 292, fig. 2.*Psammotettix emarginata*: Khatri and Webb 2010: 15, pl. 2f; figs 18, 19 (Pakistan).***Soractellus* Evans*****S. nigrominutus* Evans**

Fig. 21

Soractellus nigrominutus Evans, 1966: 225–226, fig. 35H (Australia); Chalam and Subba Rao 2005: 234, figs 6–10 (India); Stiller 1988 (Africa); Xing and Li 2014: 298; Naveed and Zhang 2018k: 596 (Pakistan); Webb et al. 2019: 586, figs 1–5.*Soractellus jianfengensis* Xing & Li, 2014: 297–300, figs 1–14, (China). Synonymised by Webb et al. 2019.*Soractellus lalianensis* Naveed & Zhang, 2018k: 595–599 (Pakistan). Synonymised by Webb et al. 2019.**Penthimiini Kirschbaum****Diagnosis.** Penthimiini are small to medium, squat, robust, often black or brown leafhoppers; often with ventral part of face and/or entire ventral side flattened and dorsal side convex. They can be identified by the ocelli on crown and often distant from eyes, strong antennal ledge, dorsally flattened and carinate protibia, and forewing with appendix large and extending around wing apex.

Neodontus Melichar

N. acocephaloides Melichar

Fig. 2

Neodontus acocephaloides Melichar, 1903: 163; Distant 1908: 246, fig. 155; Distant 1918: 25; Rao 1993: 81–82 (India).

Penthimia Germar

P. compacta Walker

Penthimia compacta Walker, 1851: 842; Distant 1908: 242; Shobharani et al. 2018: 7, figs 5–9, 42, 56–60, 62, 69, 79–92, 172–175, 210–223 (India).

Penthimia subniger Distant, 1908: 243–244, fig. 154.

Penthimia scapularis Distant, 1908: 244.

Penthimia maculosa Distant, 1908: 244–245, in part.

Scaphoideini Oman

Diagnosis. Scaphoideini, following Zhaniser and Dietrich (2013: 148), is a rather poorly defined tribe. It was defined by these authors in the following way (with wording from their key to tribes in square brackets and added characters from Viraktamath and Yeshwanth (2020) in bold): “None of the following characters are present in all taxa, but some combination of [most of] these characters is present in all and a few (*) appear to be unique to this tribe: head narrower than pronotum, produced; **genae sometimes wide and visible dorsally**; frontoclypeus long and narrow; antennae long [longer than width of head]; body slender; head and wings often with brown, orange, ochraceous, or ivory markings; forewing with one or more darkly pigmented reflexed veins in vicinity of outer anteapical cell; profemur row AV setae absent or reduced (without stout setae); metatibia macrosetae in row PD long, as long as or longer than 0.5x length of protibia*; male or female pygofer with dense tufts of long fine or regular [macro] setae*; subgenital plate apex membranous or long, digitate, and somewhat membranous or weakly sclerotised; subgenital plates with long fine setae laterally and/or dorsally (also occurs in other deltocephaline tribes); basal processes of aedeagus or connective sometimes present, connected or articulated to base of aedeagus or apex of connective stem; **aedeagus sometimes fused to connective**”. The last mentioned character is found in *Sikhmani* Viraktamath and Webb and *Thryaksha* Viraktamath and Murthy.

Bampurius* Dlabola**B. pakistanicus* Khatri & Webb**

Bampurius pakistanicus Khatri & Webb, 2010: 18, pl. 1a; figs 1, 2 (Pakistan).

Grammacephalus* Haupt**G. genoicus* Dlabola**

Grammacephalus genoicus Dlabola, 1984: 52; Khatri and Webb 2010: 16, pl. 2g; fig. 22 (Pakistan).

***G. indicus* Viraktamath & Murthy**

Grammacephalus indicus Viraktamath & Anantha Murthy, 1999: 42 (India); Khatri and Webb 2010: 16, pl. 2h; figs 20–21; Naveed and Zhang 2018h: 1816, fig. 1A–I (Pakistan).

***G. pallidus* Linnavuori**

Grammacephalus pallidus Linnavuori, 1978: 479; Viraktamath 1981: 8, figs 10–17 (India); Khatri and Webb 2010: 16, pl. 2i; fig. 23 (Pakistan).

***G. punjabensis* Shah & Duan**

Grammacephalus punjabensis Shah & Duan, 2019: 82, figs 11, 12 (Pakistan).

***G. rahmani* (Pruthi)**

Platymetopius rahmani Pruthi, 1930: 33, pl. III, figs 2, 2a, text figs 45–46 (Pakistan, India).

Grammacephalus rahmani (Pruthi, 1930: 33), Mahmood 1979; Viraktamath 1981: 7, figs 1–9; Khatri and Webb 2010: 16.

***G. raunoi* Viraktamath**

Figs 15, 33

Grammacephalus raunoi Viraktamath, 1981: 9, figs 30–36 (India); Naveed and Zhang 2018h: 1816, fig. 2A–J (Pakistan).

Key to species of *Grammacephalus* from Pakistan (male) modified from Naveed and Zhang (2018h)

- 1 Male pygofer process absent..... *G. genoicus*
 – Male pygofer process present 2
 2 Pygofer process with an appendage; aedeagal shaft with median expansion laterally..... *G. raunoi*
 – Pygofer process without appendage; aedeagal shaft without median expansion laterally..... 3
 3 Pygofer process with bifurcated apex..... *G. punjabensis*
 – Pygofer process without bifurcated apex 4
 4 Aedeagal shaft tubular..... *G. rahmani*
 – Aedeagal shaft not tubular 5
 5 Aedeagal shaft strongly reflexed basally, rather incrassate..... *G. pallidus*
 – Aedeagal shaft not strongly reflexed basally, not incrassate..... *G. indicus*

***Monobazus* Distant**

***M. dissimilis* (Distant)**

Xestocephalus dissimilis Distant, 1918: 55 (India).

Deltocephalus fuscovarius Distant, 1918: 83. Synonymised by Webb and Viraktamth 2009: 29

Monobazus dissimilis: Khatri and Webb 2010: 7, pl. 1d; fig. 4 (Pakistan).

***Neolimnus* Linnavuori**

***N. egyptiacus* (Matsumura)**

Fig. 16

Scaphoideus egyptiacus Matsumura, 1908: 29.

Neolimnus egyptiacus Linnavuori, 1953: 114; Khatri and Webb 2010: 7, pl. 1c; fig. 7.

Scaphoideus karachiensis Ahmed et al., 1988: 410 (Pakistan). Synonymised by Khatri and Webb 2010: 7.

***Osbornellus* (*Mavromoustaca*) Dlabola**

***O. (M.) macchiaie* Lindberg**

Circulifer macchiaie Lindberg, 1948: 160.

Osbornellus(*Mavromoustaca*) *consanguineus* Dlabola, 1967: 38. Synonymised by Kartel 1982: 27.

Osbornellus (*Mavromoustaca*) *macchiaie* Khatri & Webb, 2010: 8, pl. 1e; fig. 3 (Pakistan).

Phlogotettix* Ribaut**P. indicus* Rao**

Fig. 75

Phlogotettix indicus Rao, 1989: 77; Meshram et al. 2015: 234, figs 22–36 (India).

Scaphoideus* Uhler**S. harlani* Kitbamroong & Freytag**

Fig. 17, 55

Scaphoideus harlani Kitbamroong & Freytag, 1978: 11; Khatri and Webb 2010: 8, pl. 1f; fig. 8 (Pakistan).

***Stenometopiini* Baker**

Diagnosis. These are small to medium sized, rarely brightly coloured but iridescent leafhoppers when alive. They can be identified by the narrow crown, shagreen texture of crown, clypellus parallel-sided or tapering apically, forewings often submacropterous to brachypterous, male pygofer sloping caudoventrally and with few macrosetae and often with a distinct lateral tooth, female ovipositor protruding far beyond the pygofer apex, first valvula dorsal sculpturing granulate to maculate and submarginal, first valvula with distinctly delimited ventroapical sculpturing, and second valvula without dorsal teeth.

Stirellus* Osborn & Ball**S. kumratensis* Naveed & Zhang**

Stirellus kumratensis Naveed & Zhang, 2020b: 481, figs 5, 6, 9–15 (Pakistan).

***S. lahorensis* (Distant)**

Fig. 54

Volusenus lahorensis Distant, 1918: 72 (Pakistan).

Stirellus peshawarensis Mahmood, Sultana & Waheed, 1972: 80. Synonymised by Khatri and Webb 2010.

Paternus jhokensis Ahmed & Aziz, 1988: 805. Synonymised by Khatri and Webb 2010.

Stirellus lahorensis: Khatri and Webb 2010: 17, pl. 2j; fig. 24; Naveed and Zhang 2020b: 480, figs 1, 2 (Pakistan).

***S. mankiensis* Shah & Duan**

Figs 24, 32

Stirellus mankiensis Shah & Duan, 2020a: 198, figs 9, 10 (Pakistan).***S. neoconvexus* Naveed & Zhang***Stirellus neoconvexus* Naveed & Zhang, 2020b: 481, figs 7, 8, 16–20 (Pakistan).***S. thattaensis* Mahmood, Sultana & Waheed**

Fig. 63

Stirellus thattaensis Mahmood, Sultana & Waheed, 1972: 82, fig. 2 (Pakistan).***S. viridulus* (Pruthi)**

Fig. 71

Paternus viridula Pruthi, 1930: 42, pl. IV, figs 1, 1a, text figs 57–59 (India).*Paternus viridulus* Metcalf, 1967a: 2350.*Stirellus viridulus*: Khatri and Webb 2010: 1–47; Naveed and Zhang 2020b: 481, figs 3, 4 (Pakistan).***S. tolla* (Pruthi)***Aconura tolla* Pruthi, 1930: 39, pl. III, figs 7, 7a, text fig. 54 (India); Shah and Duan 2020a: 196, figs 6–8 (Pakistan).**Key to species of the genus *Stirellus* from Pakistan (male) modified from Shah et al. (2020)**

- 1 Crown 1.5 × longer than breadth between eyes.....*S. lahorensis*
- Crown less than 1.5 × or equal to breadth between eyes.....2
- 2 Species yellowish green in colour3
- Species ochraceous to brownish in colour5
- 3 Crown anterior margin very slightly angulate*S. tolla*
- Crown anterior margin acutely angled4
- 4 Male pygofer long, with rounded apex (Fig. 71) *S. viridulus*
- Male pygofer short with pointed apex (Fig. 63) *S. thattaensis*
- 5 Subgenital plate with macrosetae uniseriate laterally *S. kumratensis*
- Subgenital plate with macrosetae not uniseriate laterally6
- 6 Connective stem shorter than anterior arms, aedeagal shaft with blunt apex .
.....*S. neoconvexus*
- Connective stem longer than anterior arms, aedeagal shaft with pointed apex.....*S. mankiensis*

Vartini Zahniser & Dietrich

Diagnosis. Vartini are medium sized to large, somewhat elongate, greenish or bluish leafhoppers, usually with red or orange longitudinal stripes. They can be identified by the produced and pointed head, gena visible behind eye in dorsal view, elongate frontoclypeus, lorum distant from genal margin, profemur intercalary row setae thick and extending to or beyond middle of profemur, forewings truncate apically, apodemes of male sternite II long, subrectangular, flared apically, and pointed posterolaterally, connective with anterior arms appressed, and male segment X tube-like and protruding from pygofer and often well sclerotised.

Varta Distant

V. rubrofasciata Distant

Varta rubrofasciata Distant, 1908: 321, fig. 205 (India); Viraktamath 2004: 13, figs 33, 49, 50 (India, Taiwan).

Acknowledgements

We are grateful to John Richard Schrock from Emporia State University, USA for revising the manuscript. This study is supported by the key scientific research project of university-level discipline construction of Leshan Normal University (LZD029), National Natural Science Foundation of China (31420103911, 31672339) and the Ministry of Science and Technology of China (2015FY210300).

References

- Ahmed M (1986) Some investigations of leafhoppers of grasslands and allied crops in Pakistan. Proceedings of the Sixth Pakistan Congress of Zoology 51–62.
- Ahmed M, Rao S (1986) Some commonly found leaf and planthoppers on vegetable plants in the suburbs of Peshawar N.W.F.P, Pakistan. Pakistan Congress of Zoology 73–80. <https://www.cabdirec.org/cabdirec/abstract/19921164595>
- Ahmed M, Aziz A (1988) Two new species of grassland leafhoppers (Cicadellidae, Homoptera) in lower Sind, Pakistan. Sarhad Journal of Agriculture 4(6): 805–811.
- Ahmed M, Murtaza B, Malik KF (1988) Some new Aphrodine leafhoppers from grasslands of Karachi, Pakistan. Pakistan Journal of Zoology 20(4): 409–421. <https://www.cabdirec.org/cabdirec/abstract/19911157654>
- Ahmed M, Qadeer A, Malik KF (1988) Some new cicadellids from grasslands of Karachi, Pakistan (Homoptera, Cicadellidae). Great Basin Naturalist Memoirs 12: 10–17. <https://doi.org/10.5962/bhl.part.10978>

- Ahmed M, Sultana Z (1994) Grassland leafhoppers (Cicadellidae: Homoptera) of Karachi, Pakistan. Records Zoological Survey of Pakistan 12: 125–133.
- Ara A, Ahmed M (1988) Some new species of leafhoppers (Cicadellidae: Homoptera) from Pakistan. Pakistan Journal of Zoology 20(3): 289–297. <https://www.cabdirect.org/cabdirect/abstract/19911157660>
- Asche M, Webb MD (1994) Review of the Southern Palaearctic and Palaeotropical leafhopper genus *Hengchunia* Vilbaste (Homoptera, Cicadellidae). Tijdschrift voor Entomologie 137: 143–154.
- Baker CF (1896) The North American species of *Gnathodus*. The Canadian Entomologist 28: 35–42. <https://doi.org/10.4039/Ent2835-2>
- Baker CF (1925) Nomenclatorial notes on the Jassoidea, IV. The Philippine Journal of Science 27: 537.
- Ball ED (1928) Some new genera and species of N. A. Derbidae with notes on others (Fulgoroidea). Canadian Entomologist 60: 196–201. <https://doi.org/10.4039/Ent60196-8>
- Bindra OS, Singh S, Sohi AS (1970) Taxonomy and distribution of Indian species of *Circulifer* (Homoptera: Cicadellidae). Annals of the Entomological Society of America 63: 664–667. <https://doi.org/10.1093/aesa/63.3.664>
- Bergevin E (1925) Description d'une nouvelle espèce d'*Athysanus* suceur de sang humain de l'extrême Sud Algérien (Hémiptère-Homoptère, Jassidae). Archives de l'Institut Pasteur d'Algérie 3: 42–44.
- Blocker HD (1967) Classification of the Western Hemisphere *Balclutha* (Homoptera, Cicadellidae). Proceedings of the United States National Museum, 122–155. <https://doi.org/10.5479/si.00963801.122-3581.1>
- Cai P, Sun JH, Jiang JF (2001) A list of Chinese Cicadellidae (Homoptera) on Kudzu, with description of new species and new records. Scientia Silvae Sinicae 37(3): 92–100. <https://europepmc.org/article/cba/349356>
- Catanach TA, Dietrich CH (2017) Molecular phylogeny of the grassland leafhopper tribe Hecalini (Hemiptera: Cicadellidae: Deltocephalinae). Annals of the Entomological Society of America 111(2): 68–72. <https://doi.org/10.1093/aesa/sax076>
- Chalam MSV, Rao VRS (2005) New records of leafhoppers (Hemiptera: Cicadellidae: Deltocephalinae) from India. Journal of Entomological Research 29(3): 233–235. <https://www.indianjournals.com/ijor.aspx?target=ijor:jer&volume=29&issue=3&article=015>
- Chiang CC (1996) Studies on the Genus *Balclutha* (Homoptera: Cicadellidae) of Taiwan. Journal of Taiwan Museum 49(1): 61–71. <https://www.cabdirect.org/cabdirect/abstract/19971103761>
- Claridge MF, Wilson MR (1991) Handbook for the identification of leafhoppers and planthoppers of rice. CAB International, Wallingford, 142 pp.
- Dai RH, Li ZZ, Chen XX (2004) Notes on Chinese species of *Balclutha* with descriptions of three new species (Homoptera, Cicadellidae, Euscelinae). Acta Zootaxonomica Sinica 29(4): 749–755. <https://europepmc.org/article/cba/518991>
- Dash PC, Viraktamath CA (1995) Two new species of grass feeding leafhopper genus *Deltocephalus* (*Recilia*) (Homoptera, Cicadellidae) from Orissa, India. Hexapoda 10: 1–59.
- Dash PC, Viraktamath CA (1998) A review of the Indian and Nepalese grass feeding leafhopper genus *Deltocephalus* (Homoptera, Cicadellidae) with description of new species. Hexapoda 10: 1–59.

- Dash PC, Viraktamath CA (2001) Deltocephaline leafhopper genus *Goniagnathus* (Hemiptera, Cicadellidae) in the Indian subcontinent with descriptions of four new species. *Journal of the Bombay Natural History Society* 98: 62–79.
- Dietrich CH (2005) Keys to the families of Cicadomorpha and subfamilies and tribes of Cicadellidae (Hemiptera: Auchenorrhyncha). *Florida Entomologist* 88: 502–517. [https://doi.org/10.1653/0015-4040\(2005\)88\[502:KTTFOC\]2.0.CO;2](https://doi.org/10.1653/0015-4040(2005)88[502:KTTFOC]2.0.CO;2)
- Distant WL (1917) Rhynchotha. Part II: Suborder Homoptera. The Percy Sladen Trust Expedition to the Indian Ocean in 1905, under the leadership of Mr. J. Stanley Gardiner, M. A. *The Transactions of the Linnean Society of London* 17: 273–322. <https://doi.org/10.1111/j.1096-3642.1917.tb00469.x>
- Distant WL (1908) Rhynchotha-Homoptera. In: Bingham CT (Ed.) *The Fauna of British India, including Ceylon and Burma* 4, 501 pp.
- Distant WL (1909) “Sealark” Rhynchotha. *Transactions of the Linnean Society of London, Second Series Zoology* 13: 29–47. <https://doi.org/10.1111/j.1096-3642.1909.tb00408.x>
- Distant WL (1918) Rhynchotha. Homoptera: Appendix. Heteroptera, addenda. *The Fauna of British India, Including Ceylon and Burma* 7: 1–210.
- Dlabola J (1960) Einige neue zikaden aus Dagestan und zentralasien (Homoptera). *Stuttgarter beitraege zur naturkunde aus dem Staatliche mus. Naturkunde in Stuttgart* 40: 1–5.
- Dlabola J (1961) Die Zikaden von Zentral asien, Dagestan und Transkauk asien (Homopt. Auchenorrhyncha). *Acta Entomologica Musei Nationalis Pragae* 34: 241–358.
- Dlabola J (1963) Typen und wenig bekannte Arten aus der Sammlung H. Haupt mit Beschreibungen einiger Zikadenarten aus Siberien (Homoptera). *Acta Entomologica Musei nationalis Pragae* 35: 313–331.
- Dlabola J (1967) Ergebnisse der 1. Mongolisch-tschechoslowakischen entomologisch-botanischen Expedition in der Mongolei. Nr. 1: Reisebericht, Lokalitäten übersicht und Beschreibungen neuer Zikaden arten (Homopt., Auchenorrhyncha). *Acta Faunistica Entomologica Musei Nationalis Pragae* 12(115): 1–34.
- Dlabola J (1984) Neue zikaden arten aus Mediterraneum und dem Iran mit weiter beitragen zur Iranischen fauna (Homoptera, Auchenorrhyncha). *Sbornik Narohino Musea V Praze, (B)*, 40(1): 21–64.
- Duan Y, Zhang Y, Webb MD (2009) Review of the leafhopper tribe Goniagnathini (Hemiptera: Cicadellidae: Deltocephalinae) from China. *Zootaxa* 2314: 50–62. <https://doi.org/10.11646/zootaxa.2314.1.3>
- Duan Y, Zhang Y (2012) A taxonomic review of the grassland leafhopper genus *Gurawa* Distant and *Chiasmus* Mulsant & Rey (Hemiptera, Cicadellidae, Deltocephalinae, Chiasmini) from China with description of a new species. *Zootaxa* 3537: 41–52. <https://doi.org/10.11646/zootaxa.3537.1.3>
- Duan Y, Zhang Y, Zahniser JN (2012) A new species of *Leofa* (*Prasutagus*) Distant (Hemiptera, Cicadellidae, Deltocephalinae, Chiasmini) from Thailand with a checklist of *Leofa*. *Zootaxa* 3537: 53–58. <https://doi.org/10.11646/zootaxa.3537.1.4>
- Duan Y, Zhang Y (2013) Review of the grassland leafhopper genus *Exitianus* Ball (Hemiptera, Cicadellidae, Deltocephalinae, Chiasmini) from China. *ZooKeys* 333: 31–43. <https://doi.org/10.3897/zookeys.333.5324>

- Duan Y, Zhang Y (2014) Review of the grassland leafhopper genus *Nephotettix* Matsumura (Hemiptera: Cicadellidae: Deltocephalinae: Chiasmini) from the Chinese mainland. *Zootaxa* 3755(3): 201–229. <http://dx.doi.org/10.11646/zootaxa.3755.3.1>
- El-Sonbati SA, Wilson MR, Al Dhafer HM (2020) The Tamarix feeding Leafhopper genus *Opsius* Fieber, 1866 (Hemiptera, Cicadellidae, Deltocephalinae, Opsiini) in the Kingdom of Saudi Arabia, with description of a new species. *Deutsche Entomologische Zeitschrift* 67(1): 1–12. <https://doi.org/10.3897/dez.67.46662>
- Emeljanov AF (1969) New Palaearctic leafhoppers of the tribe Opsiini (Homoptera, Cicadellidae, Deltocephalinae). *Zoologicheskij Zhurnal* 48: 1100–1104.
- Emeljanov AF (1972) New Palaearctic leafhoppers of the subfamily Deltocephalinae (Homoptera, Cicadellidae). *Entomologicheskoe Obozrenie* 51(1): 102–111. <https://agris.fao.org/agris-search/search.do?recordID=US201303271378>
- Esaki T, Ito S (1954) A tentative catalogue of Jassoidea of Japan and her adjacent territories. Japan Society for the Promotion of Science. Ueno Park, Tokyo, 1954, 315 pp. <https://agris.fao.org/agris-search/search.do?recordID=US201300347965>
- Evans JW (1941) New Australian leaf-hoppers. *Transactions and Proceedings of the Royal Society of South Australia* 65: 36–41.
- Evans JW (1966) The leafhoppers and froghoppers of Australia and New Zealand (Homoptera: Cicadelloidea and Cercopoidea). *Memoirs of the Australian Museum* 12: 1–347. <http://dx.doi.org/10.3853/j.0067-1967.12.1966.425>
- Fabricius JC (1775) *Ryngota. Systema entomologiae, sistens insectorum classes, ordines, genera, species, adiectis synonymis, locis, descriptionibus, observationibus*, 816 pp. <https://doi.org/10.5962/bhl.title.36510>
- Ghauri MSK (1964) A new species of *Cicadulina* China (Homoptera, Cicadelloidea) from Kenya. *Annals and Magazine of Natural History* 7(76): 205–208. <http://dx.doi.org/10.1080/00222936408651459>
- Ghauri, MSK (1965) Notes on the Hemiptera from Pakistan and adjoining areas. *Annals and Magazine of Natural History (series 13)* 7(1964): 673–688. <https://doi.org/10.11646/zootaxa.4462.2.5>
- Ghauri MSK (1966) Revision of the genus *Orosius* Distant (Homoptera, Cicadelloidea). *Bulletin of the British Museum (Natural History) Entomology* 18: 231–252.
- Ghauri MSK (1971) Revision of the genus *Nephotettix* Matsumura (Homoptera, Cicadelloidea, Euscelidae) based on the type material. *Bulletin of Entomological Research* 60(3): 481–512. <http://dx.doi.org/10.1017/s0007485300040438>
- Ghauri MSK (1972) Notes on the Hemiptera from Pakistan and adjoining areas. *Journal of Natural History* 6(3): 279–288. <https://doi.org/10.1080/00222937200770271>
- Ghauri MSK (1974) New genera and species of Cicadelloidea (Homoptera, Auchenorrhyncha) from economic plants in India. *Bulletin of Entomological Research* 63(11): 551–559. <https://doi.org/10.1017/S0007485300047787>
- Ghauri MSK (1980) Illustrated redescription of two of Pruthi's species of Cicadelloidea from India. *Reichenbachia Staatliches Museum für Tierkunde in Dresden* 18: 165–171. https://www.zobodat.at/publikation_articles.php?id=314312

- Ghuri MSK, Viraktamath CA (1987) New Paraboloponinae from the Subhimalayan region (Insecta, Homoptera, Cicadelloidea, Iassidae). *Reichenbachia* 25(12): 47–58. <https://agris.fao.org/agris-search/search.do?recordID=US201301408224>
- Hamilton KGA (1975) Review of the tribal classification of the leafhopper subfamily Aphrodinae (Deltocephalinae of authors) of the Holarctic region (Rhynchota: Homoptera: Cicadellidae). *Canadian Entomologists* 107: 477–498. <https://doi.org/10.4039/Ent107477-5>
- Hamilton KGA (1994) Evolution of *Limotettix* Sahlberg (Homoptera: Cicadellidae) in peatlands, with descriptions of new taxa. *The Memoirs of the Entomological Society of Canada* 126: 111–133. <https://doi.org/10.4039/entm126169111-1>
- Hamilton KGA (2000) Five genera of new-world “shovel-headed” and “spoon-bill” leafhoppers (Hemiptera: Cicadellidae: Dorycephalini and Hecalini). *The Canada Entomologist* 132: 452–453. <https://doi.org/10.4039/Ent132429-4>
- Haupt H (1917) Neue paläarktische Homoptera nebst Bemerkungen über einige schon bekannte. *Wiener Entomologische Zeitung, Wien* 36: 229–262.
- Haupt H (1927) Homoptera, Palestinae I. *Bulletin. The Zionist Organisation. Institute of Agriculture and Natural History. Agricultural Experiment Station* 8: 5–43.
- Haupt H (1930) Ein neuer *Paralimnus* Mats. Aus Kleinasien (Homopt., Cicad.). *Deutsche Entomologische Zeitschrift* 207–208.
- He Z, Zhang Y, McKamey SH, Zahniser JN (2019) The Chinese Hecalina (Hemiptera: Cicadellidae: Deltocephalinae: Hecalini) with descriptions of a new genus and seven new species. *Zootaxa* 4679(2): 257–285. <https://doi.org/10.11646/zootaxa.4679.2.3>
- Ishihara T (1961) Cicadidae. *Insecta Japonica* 1(2): 1–36. [4 pls. Tokyo, Hokuryukan] [In Japanese, with English summary]
- Ishihara T (1964) Revision of the genus *Nephotettix* (Hemiptera, Deltocephalidae). *Transactions of the Shikoku Entomological Society* 8(2): 39–44.
- Ishihara T, Kawase E (1968) Two new Malayan species of the genus *Nephotettix* (Hemiptera, Cicadellidae). *Applied Entomology and Zoology* 3(3): 119–123. <https://doi.org/10.13031/aez.3.119>
- Jacobi A (1910) 12 Hemiptera, 7 Homoptera. *Wissenschaftliche Ergebnisse der Schwedischen Zoologischen Expedition nach dem Kilimandjaro, dem Meru und den Umgebenden Massaissteppen Deutsch-Ostafrikas 1905–1906. Unterleitung von Prof. Dr. Yngve Sjöstedtherausgegeben mit Unterstützung von der königl. Schwedischen Akademie der Wissenschaft 1910: 97–136.*
- Khatri I, Rustamani MA (2011) Key to the tribes and genera of deltocephaline leafhoppers (Auchenorrhyncha, Hemiptera, Cicadellidae) of Pakistan. *ZooKeys* 104: 67–76. doi: 10.3897/zookeys.104.906
- Khatri I, Webb MD (2010) The Deltocephalinae leafhoppers of Pakistan (Hemiptera, Cicadellidae). *Zootaxa* 2365: 1–47. <https://doi.org/10.11646/zootaxa.2365.1.1>
- Khatri I, Webb MD (2011) On the identity of *Benglebra* Mahmood & Ahmed, and other Mukariini (Hemiptera: Cicadellidae: Deltocephalinae) from Bangladesh and Pakistan. *Zootaxa* 2885: 14–22. <https://doi.org/10.5281/zenodo.202933>

- Khatri I, Rustamani MA, Ahmed Z, Sultana R (2014) Genus *Exitianus* (Auchenorrhyncha, Cicadellidae, Deltocephalinae, and Chiasmini) in Tando Jam, Sindh, Pakistan. *Journal of Insect Science* 14: 1–4. <https://doi.org/10.1093/jisesa/ieu097>
- Kirkaldy GW (1900) Notes on some Sinhalese Rhynchota. *The Entomologist, An Illustrated Journal of Entomology* 33: 293–295. <https://doi.org/10.5962/bhl.part.3889>
- Kirkaldy GW (1906) Leaf-hoppers and their natural enemies. (Pt. IX Leaf-hoppers. Hemiptera). Report of work of the Experiment Station of the Hawaiian Sugar Planters' Association. *Division of Entomology bulletin* 1(9): 271–479.
- Kirschbaum CL (1868) Die Cicadinen der Gegend von Wiesbaden und Frankfurt A. M. nebst einer Anzahl neuer oder schwar zu unter scheidender Arten aus anderen Gegenden Europas. Tabellarisch beschrieben. *Jahrbücher des Vereins für Naturkunde im Herzogthum Nassau* 21–22: 1–202.
- Kitbamroong NA, Feytag PH (1978) The species of the genus *Scaphoideus* (Homoptera, Cicadellidae) found in Thailand, with descriptions of new species. *Pacific Insects* 18: 9–31. <https://pascal-francis.inist.fr/vibad/index.php?action=getRecordDetail&idt=PASCALZOLINEINRA7950189650>
- Knight WJ (1970) A revision of the genus *Hishmonus ishihara* (Homoptera, Cicadellidae). *Suomen Hyonteistieteellinen Aikak Ann Entomol Fenn* 36: 125–139. <https://agris.fao.org/agris-search/search.do?recordID=US201302341000>
- Knight WJ (1976) The leafhoppers of Lord Howe, Norfolk, Kermadec, and Chatham Islands and their relationship to the fauna of New Zealand (Homoptera, Cicadellidae). *New Zealand Journal of Zoology* 3: 89–98. <https://doi.org/10.1080/03014223.1976.9517905>
- Knight WJ (1987) Leafhoppers of the grass-feeding genus *Balclutha* (Homoptera, Cicadellidae) in the Pacific region. *Journal of Natural History* 21: 1173–1224. <http://dx.doi.org/10.1080/00222938700770731>
- Kuoh CL (1966) Economic Insect Fauna of China. Fasc. 10, Cicadellidae. Science Press, Beijing, 170 pp.
- Kwon YJ (1980) *Changwhania* gen. n., new Palaearctic genus of leafhoppers from the subtribe Deltocephalina (Homoptera, Cicadellidae). *Commemoration Papers for Professor C. W. Kim's 60th Birthday Anniversary* 95–102.
- Lethierry LF (1874) Hemipteres nouveaux. *Petites Nouvelles Entomologiques*, 449 pp.
- Lethierry LF (1876) Homopteres nouveaux d'Europe et des contrees voisines. *Annales de la Societe entomologique de Belgique* 19: 5–87.
- Lethierry LF (1885) Description de deux Cicadines nouvelles. *Entomological Review* 4: 111–112.
- Lethierry LF (1892) Listed'Hémiptères récoltés à Mahé (Inde) par M. Em. Deschamps. *Bulletin de la Société Zoologique de France* 1892: 207–209.
- Li ZZ, He T (1993) A new species of *Exitianus* from Xizang (Homoptera, Euscelinae). *Journal of Guizhou Agriculture College* supp 12: 27–28.
- Li ZZ, Dai R, Xing J (2011) Deltocephalinae from China (Hemiptera, Cicadellidae). *Popular Science Press, Beijing*, 336 pp.
- Lindberg H (1927) Trois nouveaux Jassidae du Soudan. *Bulletin de la Societed'Histoire Naturelle de l'Afrique du Nord* 18: 87–94.

- Lindberg H (1948) On the insect fauna of Cyprus. Results of the expedition of 1939 by Harald Håkan and Lindberg PH. II. Heteroptera und Homoptera Cicadina der InselZypern. Commentationes Biologicae. Societas Scientiarum Fennica. Helsingfors 10(7): 1–175.
- Linnavuori R (1953) Contributions to the Hemipterous fauna of Palestine, II. Suomen hyönteistieteellinen Aikakauskirja 19: 119–124.
- Linnavuori R (1975) Revision of the Cicadellidae (Homoptera) of the Ethiopian region III. Deltocephalinae, Hecalini. Acta Zoologica Fennica 143: 1–37.
- Linnavuori RE, DeLong DM (1978) Some new or little known Neotropical Deltocephalinae (Homoptera, Cicadellidae). Brenesia 14–15: 227–247.
- Mahmood SH, Ahmed M (1969) Studies of tribe Alebrini (Typhlocybinae: Cicadellidae) in east Pakistan. Sindh University Research Journal 6: 85–91.
- Mahmood SH, Sultana S, Waheed A (1972) Two new species of *Stirellus* Osborn and Ball (Homoptera, Cicadellidae, Deltocephalinae) from West Pakistan. Pakistan Journal of Zoology 4: 79–84. <https://agris.fao.org/agris-search/search.do?recordID=US201303214241>
- Mahmood SH, Meher K (1973) New species of *Paramesodes* Ishihara from Pakistan (Hemiptera: Cicadellidae). Transactions of the Shikoku Entomological Society 11(4): 135–137. <https://agris.fao.org/agris-search/search.do?recordID=US201303275209>
- Mahmood SH (1979) A revision of the leafhoppers (Cicadellidae, Homoptera) of Pakistan and adjoining countries of the Oriental region. Final Technical Report PK-ARS-15 from June 24, 1974 to August 31, 103 pp.
- Mahmood SH, Aziz S (1979) Taxonomic studies of the genus *Nephotettix* (Homoptera, Cicadellidae) from Pakistan and Bangladesh. Proceedings of the Pakistan Academy of Science 16(2): 53–69. <https://pascal-francis.inist.fr/vibad/index.php?action=getRecordDetail&idt=PASCALZOO LINEINRA8110312962>
- Matsumura S (1902) Monographie der Jassinen Japans. Természetráji Füzetek 25: 353–404. <https://ci.nii.ac.jp/naid/10008871274/>
- Matsumura S (1905) Thousand Insects of Japan 2: 42–70.
- Matsumura S (1908) Neue Cicadinen aus Europa und Mittelmeergebiet. Journal of the College of Science, Imperial University of Tokyo 23: 1–46.
- Matsumura S (1914) Die Jassinen und einige neue Acocephalinen Japans. Journal of the College of Agriculture, Tohoku Imperial University, Sapporo 5: 165–240.
- Matsumura S (1915) Neue Cicadinen Koreas. Transactions of the Natural History Society of Sapporo 5: 154–184. <https://ci.nii.ac.jp/naid/10008871113/>
- Matsumura S (1931) 6000 Illustrated Insects of the Japan Empire, 1496 pp. [10 pls] <https://agris.fao.org/agris-search/search.do?recordID=US201300680276>
- McKamey SH (2001) Review of the Nearctic species of *Limotettix* (*Scleroracus* Van Duzee) leafhoppers (Hemiptera: Cicadellidae: Deltocephalinae). Proceedings of the Entomological Society of Washington 103(3): 687–753. <https://www.ars.usda.gov/research/publications/publication/?seqNo115=112267>
- Melichar L (1896) Cicadinen (Hemiptera-Homoptera) von Mittel-Europa. in: F. L. Dames. Berlin. Vol. i–xxvii, 364 pp. <https://doi.org/10.5962/bhl.title.8568>
- Melichar L (1903) Homopteren Fauna von Ceylon. Verlag von Felix L. Dames, Berlin, 248 pp.

- Melichar L (1904) Neue Homopteren aus Süd-Schona, Gala und Somal-Ländern. Verhandlungen der Kaiserlich-Königlichen Zoologisch-botanischen Gesellschaft in Wien 54: 25–48. <https://doi.org/10.5962/bhl.part.27685>
- Melichar L (1911) Collections recueillies par M.M. de Rothschild dans l'Afrique Orientale. Homoptères. Bulletin du Muséum National d'Histoire Naturelle, Paris, 106–117.
- Menghwar S, Khatri I, Rustamani MA, Sultana R (2015) New record of *Aconurella erebus* (Distant 1908) for Pakistan (Homiptera, Cicadellidae). Arquivos Entomoloxicos 14: 189–192. <https://dialnet.unirioja.es/descarga/articulo/6417581.pdf>
- Meshram NM, Chandra Bose NS, Ramamurthy VV (2015) Review of the leafhopper genus *Phlogotettix* Ribaut (Homiptera: Cicadellidae: Deltocephalinae) with description of a new species from India. Florida Entomologist 98(1): 229–236. <https://doi.org/10.1653/024.098.0139>
- Metcalf ZP (1946) Fascicle IV, Fulgoroidea. Part 8. Dictyopharidae. In: General Catalogue of the Hemiptera (Smith College, Northhampton, Massachusetts) 4(8): 1–246.
- Metcalf ZP (1955) New names in Homoptera. Journal of the Washington Academy of Sciences, Washington 45: 262–267. <https://www.jstor.org/stable/24533813>
- Metcalf ZP (1967a) General Catalogue of the Homoptera. Fascicle VI. Cicadelloidea. Part 10. Section I. Euscelidae. U.S. Department of Agriculture, Agriculture Research Service, 1077 pp.
- Metcalf ZP (1967b) General Catalogue of the Homoptera. Fascicle VI. Cicadelloidea. Part 10. Section III. Euscelidae. U.S. Department of Agriculture, Agriculture Research Service, 2075–2695.
- Morrison WP (1973) A revision of the Hecalinae (Homoptera) of the Oriental Region. Pacific Insects 15(3&4): 379–438.
- Motschulsky VI (1859) Homopteres. In: “Insectes des Indes orientales, et de contrees analogues”. Etudes Entomologiques, redigees par Victor de Motschulsky 8: 25–118.
- Mozaffarian F, Wilson MR (2016) A checklist of the leafhoppers of Iran (Homiptera: Auchenorrhyncha: Cicadellidae). Zootaxa 4062(1): 1–63. <https://www.mapress.com/j/zt/article/view/zootaxa.4062.1.1>
- Nast J (1972) Palaearctic Auchenorrhyncha (Homoptera). An annotated check list. Polish Scientific Publishers, Warszawa, 550 pp. <https://www.cabdirect.org/cabdirect/abstract/19730506940>
- Naveed H, Zhang Y (2018a) Taxonomic review of the leafhopper genus *Aconurella* Ribaut (Homiptera, Cicadellidae, Deltocephalinae, Chiasmini) from Pakistan with description of three new species. Zootaxa 4418(1): 066–074. <https://doi.org/10.11646/zootaxa.4418.1.3>
- Naveed H, Zhang Y (2018b) Revision of the leafhopper genus *Gurawa* (Cicadellidae, Deltocephalinae, Chiasmini) from Pakistan with description of a new species. Zootaxa 4450(4): 481–488. <https://doi.org/10.11646/zootaxa.4450.4.6>
- Naveed H, Zhang Y (2018c) First record of the genus *Leofa* Distant (Homiptera, Cicadellidae, Deltocephalinae) from Pakistan. Entomon 43(1): 45–48. <https://www.academia.edu/download/56433317/Leofa.pdf>
- Naveed H, Zhang Y (2018d) Review of the grass feeding leafhopper genus *Hecalus* Stål (Homiptera, Cicadellidae, Deltocephalinae) with description of four new species from Pakistan. Zootaxa 4415(3): 580–590. <https://doi.org/10.11646/zootaxa.4415.3.10>

- Naveed H, Zhang Y (2018e) Review of the leafhopper tribe Macrostelini Kirkaldy (Cicadellidae, Deltocephalinae) in Pakistan with description of a new species. *Zootaxa* 4462(2): 257–273. <https://doi.org/10.11646/zootaxa.4462.2.8>
- Naveed H, Zhang Y (2018f) Two newly recorded leafhopper genera of the subfamily Deltocephalinae (Hemiptera: Cicadellidae) from Pakistan. *Entomotaxonomia* 40(1): 76–83. <https://doi.org/10.11680/entomotax.2018009>
- Naveed H, Zhang Y (2018g) Review of the genus *Jilinga* Ghauri (Cicadellidae: Deltocephalinae: Paralimnini) in Pakistan with description of two new species. *Zootaxa* 4457(4): 568–576. <https://doi.org/10.11646/zootaxa.4457.4.6>
- Naveed H, Zhang Y (2018h) Taxonomy of the leafhopper genus *Grammacephalus* (Hemiptera, Cicadellidae, Deltocephalinae) from Pakistan with description of a newly recorded species. *Journal of Entomology and Zoology Studies* 6(2): 1816–1818. <https://www.academia.edu/download/56433348/Grammacephalus.pdf>
- Naveed H, Zhang Y (2018i) A key to species of the leafhopper genus *Tambocerus* (Hemiptera, Cicadellidae, Deltocephalinae) with description of a new species from Pakistan. *Zootaxa* 4462(2): 237–244. <https://doi.org/10.11646/zootaxa.4462.2.5>
- Naveed H, Zhang Y (2018j) New records of the leafhopper genera *Hishimonus* Ishihara and *Goniagnathus* Fieber (Hemiptera, Cicadellidae, Deltocephalinae) from Pakistan. *Journal of Entomology and Zoology Studies* 6(2): 1804–1807. <https://www.entomoljournal.com/archives/2018/vol6issue2/PartS/6-1-219-131.pdf>
- Naveed H, Zhang Y (2018k) Revision of the leafhopper genus *Soractellus* Evans (Cicadellidae, Deltocephalinae) with description of a new species from Pakistan. *Zootaxa* 4429(3): 595–599. <https://doi.org/10.11646/zootaxa.4429.3.12>
- Naveed H, Sohail K, Islam W, Zhang Y, Bu WJ (2019a) A review of the leafhopper tribe Deltocephalini (Hemiptera: Cicadellidae: Deltocephalinae) from Pakistan. *Revista Chilena de Entomología* 45(2): 283–292. <https://doi.org/10.35249/rche.45.2.19.16>
- Naveed H, Sohail K, Zhang Y (2019b) Newly Recorded Species in the Subfamily Deltocephalinae (Homoptera: Cicadellidae) from Pakistan. *Sarhad Journal of Agriculture* 35(2): 618–622. <http://dx.doi.org/10.17582/journal.sja/2019/35.2.618.622>
- Naveed H, Islam W, Sohail K, Zhang Y (2019c) A new species in the grass feeding leafhopper genus *Hecalus* Stål from Pakistan (Cicadellidae: Deltocephalinae: Hecalini). *Zootaxa* 4712(4): 595–599. <https://doi.org/10.11646/zootaxa.4712.4.8>
- Naveed H, Shah B, Zhang Y (2020a) A review of the leafhopper genus *Pseudosubhimalus* Ghauri (Hemiptera: Cicadellidae: Deltocephalinae) with description of a new species from Pakistan. *Zootaxa* 4790(1): 193–197. <https://doi.org/10.11646/zootaxa.4790.1.13>
- Naveed H, Shah B, Sohail K, Zhang Y (2020b) Review of the leafhopper genus *Stirellus* Osborn & Ball, 1902 (Hemiptera: Cicadellidae: Deltocephalinae) with description of two new species from Pakistan. *Zootaxa* 4722(5): 479–485. <https://doi.org/10.11646/zootaxa.4722.5.6>
- Naveed H, Zhang Y (2020c) First report of an economically important genus *Euscelidius* (Cicadellidae: Deltocephalinae: Athysanini) from the Indian subcontinent, with description of a new species. *Zootaxa* 4767(3): 469–476. <https://doi.org/10.11646/zootaxa.4767.3.5>
- Niranjana GN, Meshram NM, Shashank PR, Stuti, Hashmi TR (2019) Tribe reassessment of the subhimalayan leafhopper genus *Pseudosubhimalus* (Homoptera: Cicadellidae) based on molecular phylogeny. *PeerJ* 7: e7162. <https://doi.org/10.7717/peerj.7162>

- Nemesio A (2007) *Dlabolasia* (Homoptera: Cicadellidae), a new subgeneric name for *Bubulcus* Dlabola, 1961. Acta Zoologica Cracoviensia 50B(2): 143–143. <https://doi.org/10.3409/000000007783995165>
- Oman PW (1947) The types of auchenorrhynchous Homoptera in the Iowa State College collection. Iowa State College Journal of Science 21: 161–228.
- Oman PW, Knight WJ, Nielson MW (1990) Leafhoppers (Cicadellidae)-A Bibliography, Generic Checklist and Index to the World Literature 1956–1985. C.A.B. International Institute of Entomology, 368 pp.
- Pruthi HS (1930) Studies on Indian Jassidae (Homoptera).Part I. Introductory and description of some new genera and species. Memoirs of the Indian Museum 11(1): 1–68. <http://faunaofindia.nic.in>
- Pruthi HS (1934) Studies on Indian Jassidae (Homoptera). Part II. Descriptions of the genotypes of some of the genera founded by W.L. Distant, with a revision of the genus *Moonia* Distant. Memoirs of the Indian Museum 11(2): 69–100. <http://faunaofindia.nic.in>
- Pruthi HS (1936) Studies on Indian Jassidae (Homoptera). Part III. Descriptions of some new genera and species, with first records of some known species from India. Memoirs of the Indian Museum 11(3): 101–131. <http://faunaofindia.nic.in>
- Ramakrishnan U, Ghauri MSK (1979) Probable natural hybrids of *Nephotettix virescens* (Distant) and *N. nigropictus* (Stål) (Hemiptera, Cicadellidae) from Sabah, Malaysia. Bulletin of Entomological Research 69: 357–361. <http://dx.doi.org/10.1017/s0007485300017831>
- Rao KR (1967) On a new species of *Zizyphoides* Distant (Homoptera: Jassidae) from India. Oriental Insects 1(3–4): 239–241. <https://doi.org/10.1080/00305316.1967.10433863>
- Rao KR (1973) Studies on a small collection of jassids from Poona (India) (Homoptera: Cicadellidae). Zoologischer Anzeiger 191(1&2): 93–98. <https://agris.fao.org/agris-search/search.do?recordID=US201301239427>
- Rao KR (1989) Descriptions of some new leafhoppers (Homoptera: Cicadellidae) with notes on some synonymies and imperfectly known species from India. Hexapoda 1: 59–83.
- Rao VRS, Ramakrishnan U (1990) Two new species belonging to the genus *Allophleps* Bergroth (Cicadellidae, Homoptera) from India. Journal of the Bombay Natural History Society 87: 111–113.
- Rao VRS, Ramakrishnan U (1990a) Two new species and some new records of the genus *Balclutha* Kirkaldy from India (Insecta, Homoptera, Auchenorrhyncha. Cicadellidae, Balcluthini). Reichenbachia 27: 105–108.
- Rao VRS, Ramakrishnan U (1990b) The Indian species of *Hecalus* with descriptions of three new species (Homoptera, Cicadellidae). Oriental Insects, 24: 385–397. <https://doi.org/10.1080/00305316.1990.11835547>
- Rao KR (1993) A note on *Neodartus acocephaloides* Melichar (Homoptera: Cicadellidae) from Tamil Nadu. Records of the Zoological Survey of India 93(1–2): 81–82.
- Ross HH (1968) The evolution and dispersal of the grassland leafhopper genus *Exitianus*, with keys to the Old World species (Cicadellidae, Hemiptera). Bulletin of the British Museum Entomology 22(1): 1–30. <https://doi.org/10.5962/bhl.part.9949>
- Shah B, Naveed H, Yani D (2019) Taxonomic review of the leafhopper genus *Grammacephalus* Haupt (Hemiptera: Cicadellidae: Deltocephalinae: Scaphoideini) with description of a new species from Pakistan. Zootaxa 4688(1): 071–085. <https://doi.org/10.11646/zootaxa.4688.1.3>

- Shah B, Naveed H, Yani D (2020a) Taxonomic review of the leafhopper genus *Stirellus* Osborn & Ball (Hemiptera: Cicadellidae: Deltocephalinae: Stenometopiini) from Pakistan with description of a new species. *Zootaxa* 4763(2): 189–202. <https://doi.org/10.11646/zootaxa.4763.2.3>
- Shah B, Naveed H, Yani D (2020b) Study on the leafhopper genus *Goniagnathus* Fieber (Hemiptera: Cicadellidae: Deltocephalinae) from Pakistan with a newly recorded species. *Entomotaxonomia* 42(1): 12–24. <https://doi.org/10.11680/entomotax.2020003>
- Shah B, Naveed H, Webb MD, Duan Y (2021) Taxonomic review of the grassland leafhopper genus *Maiestas* Distant (Hemiptera: Cicadellidae: Deltocephalinae: Deltocephalini) from Pakistan with description of a new species and two new records. *Zootaxa* 5060(3): 401–416. <https://doi.org/10.11646/zootaxa.5060.3.6>
- Shobharani M, Viraktamath CA, Webb MD (2018) Review of the leafhopper genus *Penthimia* Germar (Hemiptera: Cicadellidae: Deltocephalinae) from the Indian subcontinent with description of seven new species. *Zootaxa* 4369(1): 001–045. <https://doi.org/10.11646/zootaxa.4369.1.1>
- Signoret V (1880) Essai sur les Jassides Stål, Fieb. et plus particulièrement sur les Acocephalides Putoñ. *Annales de la Société Entomologique de France* 10: 189–212. [pls 6, 7, 10]
- Singh S (1969) Fifteen new species of jassids (Cicadellidae) from Himachal Pradesh and Chandigarh. *Research Bulletin (N.S.) of the Punjab University* 20: 339–361.
- Stål C (1870) Hemiptera insularum Philippinarum. *Bidrag till Philippinska Öarnes Hemipter-fauna. Ofversigt af Kongliga Svenska Vetenskaps-Akademiens Forhandlingar* 27: 607–776. <https://doi.org/10.5962/bhl.title.61898>
- Stiller M (1998) The African leafhopper genus *Nicolaus* Lindberg (Homoptera: Cicadellidae: Paralimnini). *African Entomology* 6(2): 325–364. https://hdl.handle.net/10520/AJA10213589_238
- Uzel H (1911) Über die auf der Zuckerrübe in Böhmen lebenden Kleinzirpen. *Zeits. Zuck. Böhmen* 35: 285–292.
- Van Duzee EP (1892) A synoptical arrangement of the genera of North American Jassidae, with descriptions of some new species. *Transactions of the American Entomological Society* 19: 295–307. <https://www.jstor.org/stable/25076589>
- Van Duzee EP (1933) The Templeton Crocker Expedition of the California Academy of Sciences, 1932, No. 4. Characters of twenty-four new species of Hemiptera from the Galapagos Islands and the coast and islands of Central America and Mexico. *Proceedings of the California Academy of Sciences San Francisco Ser.* 4(21): 25–40. <http://www.sidalc.net/cgi-bin/wxis.exe/?IscScript=oet.xis&method=post&formato=2&cantidad=1&expresion=mfn=007587>
- Vilbaste J (1961) New species of cicadellids (Homoptera, Jassidae). *Uzbekistan Biological Journal* 1: 42–50. [In Russian]
- Vilbaste J (1975) On some species of Homoptera Cicadinea described by V. Motschulsky. *Eesti NSV Teaduste Akadeemia Toimetised, Bioloogia* 24(3): 228–236. <https://pascal-francis.inist.fr/vibad/index.php?action=getRecordDetail&idt=PASCAL7536015151>
- Viraktamath CA (1981) Indian species of *Grammacephalus* (Homoptera, Cicadellidae). *Coleomania* 1: 7–12. <https://doi.org/10.1163/187631281794709791>
- Viraktamath CA, Viraktamath S (1992) Revision of the deltocephaline leafhoppers of the grass-feeding genus *Leofa* Distant (Insecta, Homoptera, Auchenorrhyncha, Cicadellidae). *Entomologische Abhandlungen* 55: 1–12.

- Viraktamath CA, Sohi AS (1998) A new grypotine leafhopper genus and species from the Indian subcontinent (Hemiptera: Cicadellidae). *Journal of Insect Science* 11(2): 114–116. <https://www.cabdirect.org/cabdirect/abstract/20013120103>
- Viraktamath CA, Anantha Murthy HVA (1999) A revision of the leafhopper tribe Scaphytopiini from India and Nepal (Insecta, Hemiptera, Cicadellidae, Deltocephalinae). *Senckenbergiana Biologica* 79: 39–55.
- Viraktamath CA (2004) A revision of the *Varta-Stymphalus* generic complex of the leafhopper tribe Scaphytopiini (Hemiptera: Cicadellidae) from the old world. *Zootaxa* 713: 1–47. <https://doi.org/10.11646/zootaxa.713.1.1>
- Viraktamath CA, Gnanaswaran R (2009) Three new species of *Goniagnathus* (Hemiptera, Cicadellidae) from the Indian subcontinent with description of a new subgenus. *Zootaxa* 2224: 51–59. <https://doi.org/10.11646/zootaxa.2224.1.3>
- Viraktamath CA, Gnanaswaran R (2013) Review of the grass feeding leafhopper genus *Gurawa* Distant (Hemiptera, Cicadellidae, Deltocephalinae) from the Indian subcontinent with description of two new species. *Entomon* 38(4): 193–212. <http://citeseerx.ist.psu.edu/viewdoc/download?doi=10.1.1.855.1893&rep=rep1&type=pdf>
- Viraktamath CA, Murthy HVA (2014) Review of the genera *Hishimonus* Ishihara and *Litura* Knight (Hemiptera: Cicadellidae) from the Indian subcontinent with description of new species. *Zootaxa* 3785(2): 101–138. <http://dx.doi.org/10.11646/zootaxa.3785.2.1>
- Viraktamath CA, Webb MD (2019) Revision of the bamboo leafhopper tribe Mukariini (Hemiptera: Cicadellidae: Deltocephalinae) from the Indian subcontinent with description of new genera and species. *Zootaxa* 4547(1): 001–069. <https://doi.org/10.11646/zootaxa.4547.1.1>
- Walker F (1851) List of the specimens of homopterous insects in the collection of the British Museum. In: *Order of Trustees*. London 3: 637–907.
- Walker F (1858) *Insect asaudersiana: or characters of undescribed insects in the collection of William Wilson Saunders*. John Van Voorst publishers, London, 117 pp. <https://doi.org/10.5962/bhl.title.5112>
- Webb MD (1981) The Asian, Australasian and Pacific Paraboloponinae (Homoptera: Cicadellidae) A taxonomic revision with a key to all known genera of the subfamily. *Bulletin of the British Museum (Natural History), Entomology Series* 43(2): 39–76. <https://agris.fao.org/agris-search/search.do?recordID=US201302004707>
- Webb MD (1987a) Distribution and male genitalic variation in *Cicadulina bipunctata* and *C. bimaculata* (Homoptera, Cicadellidae). In: Wilson MR, Nault LR (Eds) *Proceedings of 2nd International Workshop on Leafhoppers and Planthoppers of Economic Importance*, Brigham Young University, Provo, Utah, USA, 28th July–1st August 1986 (London), CAB International Institute of Entomology, 235–240. <https://agris.fao.org/agris-search/search.do?recordID=US201302671416>
- Webb MD (1987b) Species recognition in *Cicadulina* leafhoppers (Hemiptera, Cicadellidae), vectors of pathogens of Gramineae. *Bulletin of Entomological Research* 77: 683–712. <https://doi.org/10.1017/S0007485300012207>

- Webb MD, Heller FR (1990) The leafhopper genus *Pseupalus* in the Old World tropics, with a check-list of the Afrotropical and Oriental Paralimnini (Homoptera, Cicadellidae, Deltocephalinae). Stuttgarter Beiträge zur Naturkunde, Serie A (Biologie) 452: 1–10. <https://pascal-francis.inist.fr/vibad/index.php?action=getRecordDetail&cid=19835023>
- Webb MD, Godoy C (1993) Review of the leafhopper tribe Scaphytopiini (Homoptera: Cicadellidae: Deltocephalinae) with a key to genera. Journal of Natural History 27(2): 423–427. <https://doi.org/10.1080/00222939300770181>
- Webb MD, Vilbaste J (1994) Review of the leafhopper genus *Balclutha* Kirkaldy in the Oriental Region (Insecta, Homoptera, Auchenorrhyncha, Cicadellidae). Entomologische Abhandlungen Staatliches Museum für Tierkunde Dresden 56: 56–86. <https://ci.nii.ac.jp/naid/10008871276/>
- Webb MD, Viraktamath CA (2009) Annotated check-list, generic key and new species of Old World Deltocephalini leafhoppers with nomenclatorial changes in the *Deltocephalus* group and other Deltocephalinae (Hemiptera, Auchenorrhyncha, Cicadellidae). Zootaxa 2163: 1–64. <https://doi.org/10.11646/zootaxa.2163.1.1>
- Webb MD, Yeshwanth HM, El-Sonbati SA (2019) On the identity and distribution of the Old World grass feeding leafhopper species *Soractellus nigrominutus* Evans (Hemiptera: Cicadellidae: Deltocephalinae: Paralimnini). Zootaxa 4614(3): 585–592. <https://doi.org/10.11646/zootaxa.4614.3.10>
- Wilson MR (1983) A revision of the genus *Paramesodes* Ishihara (Homoptera, Auchenorrhyncha: Cicadellidae) with descriptions of eight new species. Entomologica Scandinavica 14: 17–32. <https://doi.org/10.1163/187631283X00380>
- Wilson MR (1989) New synonymy in rice-associated leafhoppers of the genera *Nephotettix* and *Cofana* (Hemiptera, Homoptera, Auchenorrhyncha, Cicadellidae). Entomologist's Monthly Magazine 125: 135–137. <https://www.cabdirect.org/cabdirect/abstract/19891132384>
- Wilson MR, Turner JA (2010) Leafhopper, Planthopper and Psyllid Vectors of Plant Disease. Amgueddfa Cymru–National Museum Wales. <http://naturalhistory.museumwales.ac.uk/Vectors>
- Xing JC, Li ZZ (2011) New taxonomic status of *Paralimnellus* Emeljanov, 1972 and *Dlabolasia* Nemesio, 2007 (Hemiptera: Cicadellidae: Deltocephalinae: Paralimnini). Zootaxa 2831: 54–56. <https://doi.org/10.11646/zootaxa.2831.1.4>
- Xing JC, Li ZZ (2014) First record of the leafhopper genus *Soractellus* Evans, 1966 (Hemiptera: Cicadellidae: Deltocephalinae) from China, with description of a new species. Zootaxa 3784(3): 297–300. <https://doi.org/10.11646/zootaxa.3784.3.10>
- Young DA, Frazier NW (1954) A study of the leafhopper genus *Circulifer* Zakhvatkin (Homoptera, Cicadellidae). Hilgardia. A Journal of Agricultural Science published by the California Agricultural Experiment Station 23: 25–52. <https://doi.org/10.3733/hilg.v23n02p025>
- Zahniser JN (2008) Seven new species and new distributions of Old World Chiasmini (Hemiptera, Cicadellidae, Deltocephalinae), with a redescription key to genera and species checklist for the tribe. Zootaxa 1808: 1–32. <https://doi.org/10.11646/zootaxa.1808.1.1>
- Zahniser JN, Dietrich CH (2013) A review of the tribes of Deltocephalinae (Hemiptera, Auchenorrhyncha, Cicadellidae). European Journal of Taxonomy 45: 1–211. <https://doi.org/10.5852/ejt.2013.45>

- Zhang Y (1990) A taxonomic study of Chinese Cicadellidae (Homoptera). Tianze Press, Yangling, 218 pp.
- Zhang Y, Webb MD (1996) A revised classification of the Asian and Pacific Selenocephalinae leafhoppers (Homoptera: Cicadellidae). Bulletin of the Natural History Museum, Entomology Series 65: 1–103. <https://agris.fao.org/agris-search/search.do?recordID=GB9629763>
- Zhang Y, Webb MD, Wei C (2004) The Oriental leafhopper genus *Doda* Distant (Auchenorrhyncha, Cicadellidae). Systematics and Biodiversity 1: 301–303. <https://doi.org/10.1017/S1477200003001245>
- Zhang Y, Duan Y, Webb MD (2009) A taxonomic review of the Old World leafhopper genus *Changwhania* Kwon (Hemiptera, Cicadellidae, Deltocephalinae, Paralimnini). Zootaxa 2089: 19–32. <https://doi.org/10.11646/zootaxa.2089.1.3>
- Zhang Y, Duan, YN (2011) Review of the *Deltocephalus* group of leafhoppers (Hemiptera, Cicadellidae, Deltocephalinae) in China. Zootaxa 2870: 1–47. <https://doi.org/10.11646/zootaxa.2870.1.1>