

Cite this: *Chem. Sci.*, 2020, 11, 6775

All publication charges for this article have been paid for by the Royal Society of Chemistry

Received 2nd May 2020  
Accepted 3rd June 2020

DOI: 10.1039/d0sc02501a

rsc.li/chemical-science

# Synthesis of cycloptycenes from carbon nanobelts†

Hiroki Shudo,<sup>a</sup> Motonobu Kuwayama,<sup>bc</sup> Yasutomo Segawa<sup>ID</sup> \*<sup>abde</sup>  
and Kenichiro Itami<sup>ID</sup> \*<sup>abc</sup>

The synthesis of each of the cycloptycene derivatives was achieved in one step from the (6,6) carbon nanobelt. It was revealed that the carbon nanobelt reacted as a diene in the Diels–Alder reaction with arynes and alkynes. The structures of all products were identified by X-ray crystallography to confirm that the Diels–Alder reactions took place at the six central benzene rings of the carbon nanobelt. DFT calculations indicated that the release of strain energy is the driving force to promote the Diels–Alder reaction. By using this method, we have successfully synthesized cyclotetracosipyrene, the largest iptycene ever synthesized.

## Introduction

The bottom-up synthesis of nanocarbon structures has been of great interest in recent years. Nanocarbons such as fullerenes, carbon nanotubes (CNTs), and graphene have been known as potentially useful functional materials.<sup>1–3</sup> In addition to these well-known nanocarbons, there are many nanocarbon structures that are predicted theoretically but not synthesized yet.<sup>4,5</sup> Since the properties of nanocarbons greatly depend on their structures, precise synthesis methods for various nanocarbon structures are required. The bottom-up synthesis methods using small molecules having substructures of nanocarbons, or so-called molecular nanocarbons, have attracted much attention.<sup>6–11</sup>

Carbon nanobelts (CNBs) are molecular nanocarbons having partial structures of CNTs. In a CNB, all benzene rings are fused together to form a tubular structure.<sup>12</sup> More than 60 years have passed since it was first theoretically proposed in 1954,<sup>13</sup> and in 2017 we successfully synthesized the (6,6)CNB (**1**, Fig. 1a).<sup>14</sup> Our synthetic method was also applicable to the synthesis of large CNBs such as (8,8) and (12,12)CNBs.<sup>15</sup> Later, Miao and co-workers synthesized chiral CNBs by a different method.<sup>16</sup> Now

the (6,6)CNB is commercially available,<sup>17</sup> and further investigations and applications are expected including physical properties and host–guest chemistry.<sup>18</sup>

To clarify the usefulness of CNBs as building blocks of nanocarbons, it is necessary to investigate the reactivity of CNBs. Since the extension of carbon nanotubes using seed

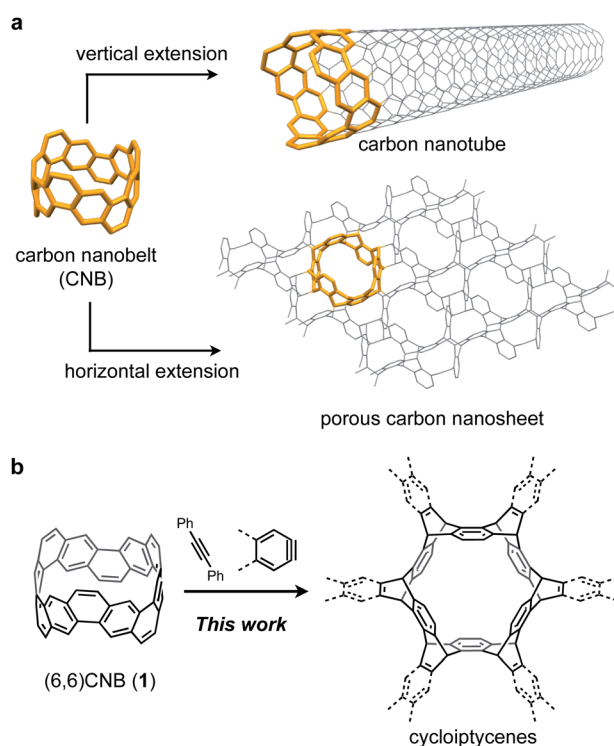


Fig. 1 (a) Carbon nanobelts (CNBs) as building blocks of nanocarbon structures. (b) Six-fold Diels–Alder reaction of the (6,6)CNB (**1**) with arynes and alkynes.

<sup>a</sup>Graduate School of Science, Nagoya University, Chikusa, Nagoya, 464-8602, Japan. E-mail: ysegawa@nagoya-u.jp; Itami@chem.nagoya-u.ac.jp

<sup>b</sup>JST-ERATO, Itami Molecular Nanocarbon Project, Nagoya University, Chikusa, Nagoya, 464-8602, Japan

<sup>c</sup>Institute of Transformative Bio-Molecules (WPI-ITbM), Nagoya University, Chikusa, Nagoya, 464-8602, Japan

<sup>d</sup>Institute for Molecular Science, Myodaiji, Okazaki, 444-8787, Japan

<sup>e</sup>Department of Structural Molecular Science, SOKENDAI (The Graduate University for Advanced Studies), Myodaiji, Okazaki, 444-8787, Japan

† Electronic supplementary information (ESI) available. CCDC 1997770–1997773. For ESI and crystallographic data in CIF or other electronic format see DOI: 10.1039/d0sc02501a



molecules has been reported,<sup>19–21</sup> CNBs are considered to be effective building blocks (Fig. 1a). On the other hand, by extending CNBs in the horizontal direction, it is conceivable to construct a two-dimensional porous nanocarbon sheet. This corresponds to the functionalization of the sidewall of CNTs at the molecular level.<sup>22,23</sup> However, the reactivity of CNBs remains unclear because there is no report on the reaction of CNBs.

Herein we report the synthesis of  $sp^2$ – $sp^3$  macrocyclic hydrocarbons with high symmetry by a six-fold Diels–Alder reaction of the (6,6)CNB (**1**) with arynes and alkynes (Fig. 1b). The structural and electronic properties of the thus-obtained compounds were investigated by X-ray crystallography and photophysical measurements. The characteristic reactivity of **1** was analyzed by using DFT calculations.

## Results and discussion

### Synthesis and structures of cycloptycenes

The reactivity of **1** with arynes and alkynes was investigated because an elongation reaction of CNT segments with alkynes and arynes was proposed.<sup>24,25</sup> The results are summarized in Table 1. In all reactions (entries 1–4), no elongation product was observed and only side-on products were obtained, in which **1** reacted as a diene in the Diels–Alder reaction. Benzyne generated from *o*-aminobenzoic acid with isoamyl nitrite was reacted with **1** to afford cyclododecptycene **2** in 13% yield (entry 1). The yield of **2** was slightly decreased to 11% when 2-(trimethylsilyl) phenyl triflate and cesium fluoride were used as the precursor of benzyne (entry 2). The dodecamethoxycyclododecptycene **3** was also formed from the reaction of **1** with 2-amino-4,5-dimethoxybenzoic acid and isoamyl nitrite in 18% yield. The reaction of **1** with the excess amount of diphenylacetylene took

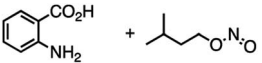
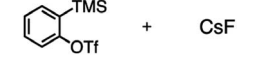
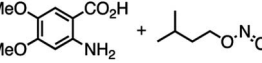
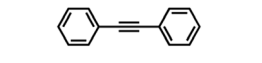
place at 200 °C for three days to form six-fold addition product **4** in 5% yield. In contrast, fullerene C<sub>60</sub> was not a suitable dienophile<sup>26</sup> for **1** even under harsh conditions (200 °C, 7 days, entry 5).

X-ray crystallography was performed for the products **2**–**4**. For recrystallization of **2** and **3**, CHCl<sub>3</sub>/pentane and 1,4-dioxane/hexane solvent systems were used, respectively. Single crystals of **4** were obtained by using THF and pentane. In all compounds, the Diels–Alder reactions occurred at the six central benzene rings of **1**, which correspond to the 9,10-positions of the anthracene subunits of **1** (Fig. 2a–c). In particular, compound **2** is the first example of the synthesized and structurally determined cycloptycene, the macrocyclic molecule consisting solely of triptycene units.<sup>27</sup> Considering that multiple steps were required to synthesize the quinone derivative of cycloptycene,<sup>28</sup> it was demonstrated that **1** is a useful building block for such complex nanocarbon skeletons. The packing structures of **2**–**4** are shown in Fig. 2d–f. A gear-like packing structure was found for **2** whereas **3** aligned in the direction of the *c* axis. In the packing of **4**, CH– $\pi$  interactions between phenyl groups were observed.

### DFT calculations

The reaction was analyzed by DFT calculations. First, the ground states (GSs) and transition states (TSs) for the first and second addition steps were determined at the B3LYP/6-31G(d) level of theory (Fig. 3a). For dienophile, 2-butyne was used instead of diphenylacetylene to reduce the calculation cost. The TS corresponding to a concerted Diels–Alder reaction (**TS**<sub>1–7</sub>) was obtained with an energy barrier of 43.2 kcal mol<sup>–1</sup> ( $\Delta G^\ddagger$ ) and the heat of formation from **1** to **7** was determined to be –15.6 kcal mol<sup>–1</sup> ( $\Delta G^\circ$ ). For comparison, the same calculations

Table 1 Six-fold Diels–Alder reaction of **1** with arynes and alkynes

Entry	Reagents	Conditions	Yield
1		THF/C <sub>2</sub> H <sub>4</sub> Cl <sub>2</sub> , 85 °C, 7 days	<b>2</b> , 13%
2		MeCN/C <sub>2</sub> H <sub>4</sub> Cl <sub>2</sub> , 100 °C, 7 days	<b>2</b> , 11%
3		THF/C <sub>2</sub> H <sub>4</sub> Cl <sub>2</sub> , 85 °C, 7 days	<b>3</b> , 18%
4		Neat, 200 °C, 3 days	<b>4</b> , 5%
5	Fullerene C <sub>60</sub>	<i>o</i> -Dichlorobenzene, 200 °C, 7 days	n.d.



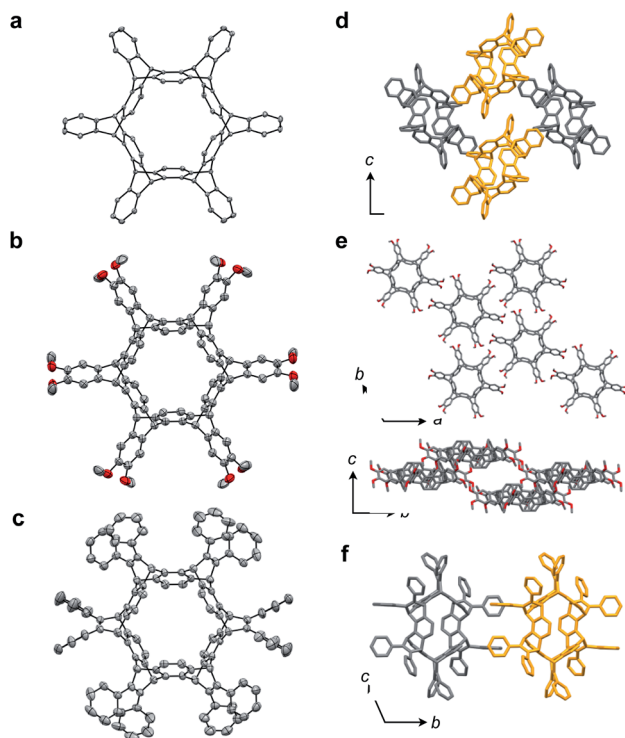


Fig. 2 (a–c) ORTEP drawings of 2 (a), 3 (b), and 4 (c) with 50% thermal probabilities: all hydrogen atoms and solvent molecules are omitted for clarity. (d–f) Packing structures of 2 (d), 3 (e), and 4 (f).

were performed for  $[a,h]$ dibenzoanthracene 5 and anthracene 6, the partial structures of 1, to reveal that both TSs and GSs are higher than those in the case of 1. Judging from the strain energies of 1 and 7 (119.5 and 89.0 kcal mol<sup>-1</sup>, respectively). See the ESI† for details), the strain release contributes to the Diels–Alder reaction of 1. In the second step, 10a is the most stable intermediate of 10a–c. Because the difference in the strain energies of 10a–c is small, the number of Clar sextets (10a: 5, 10b: 4, and 10c: 4) may affect the stability of these products (see the ESI† for details).

### Synthesis and photophysical properties of a large cycloptycene

Using this method, we attempted to synthesize a large cycloptycene. Compound 11 was prepared according to a previous report<sup>29</sup> and used as the precursor for triptycene-based aryne. By reaction of 1 with 11 and cesium fluoride at 80 °C for 7 days in acetonitrile and 1,2-dichloroethane, the six-fold triptycene adduct 12 was obtained in 5% isolated yield (Fig. 4a). The product was identified by <sup>1</sup>H NMR and HRMS. Furthermore, although 12 had low solubility, a good single crystal was obtained by using CH<sub>2</sub>Cl<sub>2</sub> and pentane, and the structure of 12 was successfully determined by X-ray crystallography. As shown in

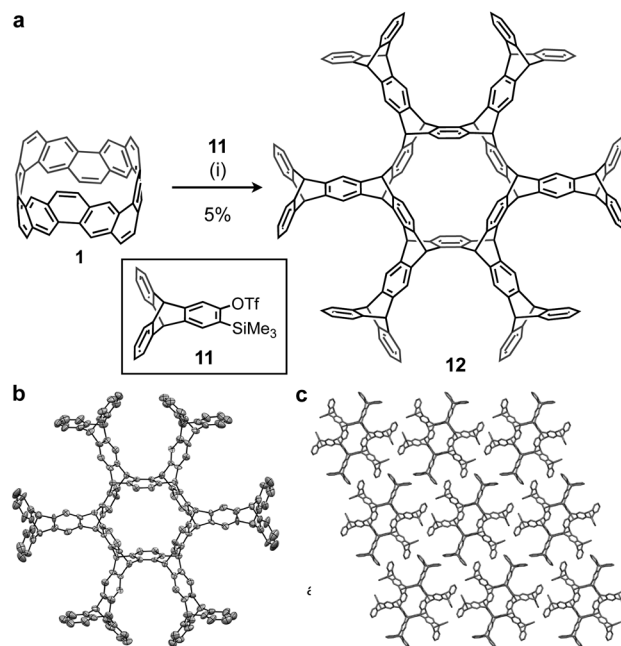


Fig. 4 (a) Synthesis of cyclotetrasoptycene 12. Reaction conditions: (i) 1 (1.0 equiv.), 11 (15 equiv.), CsF (30 equiv.), MeCN/1,2-dichloroethane, 85 °C, 7 days. (b) ORTEP drawings of 12 with 50% thermal probabilities: all hydrogen atoms and solvent molecules are omitted for clarity. (c) Packing structure of 12.

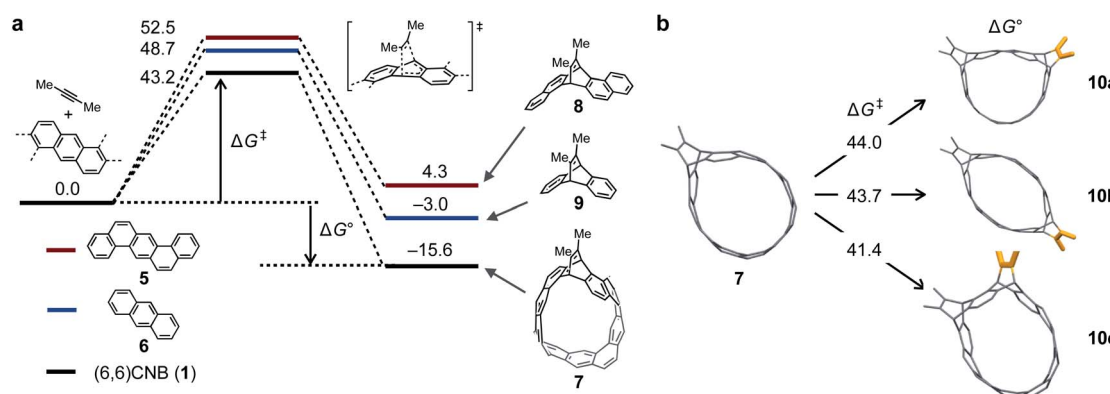


Fig. 3 (a) Energy diagrams of the Diels–Alder reactions of 1, 5 and 6 with 2-butyne ( $\Delta G$ , kcal mol<sup>-1</sup>). (b) Three possible pathways for the second Diels–Alder step for the reaction of 1 with 2-butyne ( $\Delta G$ , kcal mol<sup>-1</sup>). All calculations were performed by using the B3LYP/6-31G(d) level of theory.



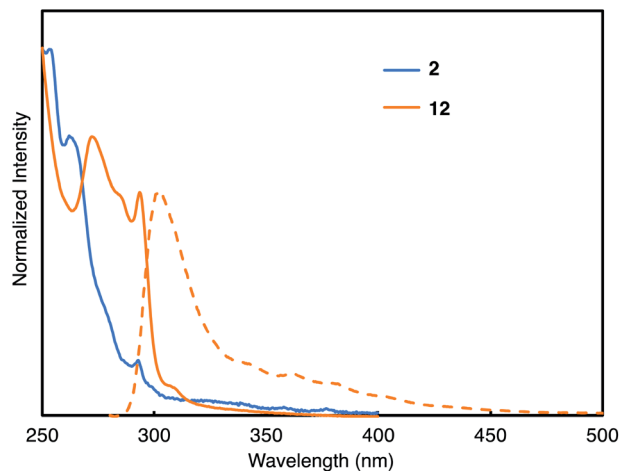


Fig. 5 UV-Vis absorption (solid lines) and fluorescence (broken lines) spectra of the diluted dichloromethane solution of **2** (blue) and **12** (orange). The fluorescence spectrum of **12** was recorded upon excitation at 270 nm.

Fig. 4b, **12** also belongs to a class of cycloiptycenes, and could be named tetracosiptycene according to the number of benzene rings in triptycene moieties.<sup>30</sup> To the best of our knowledge, tetracosiptycene is the largest iptycene among the previously reported iptycenes.<sup>31</sup> In the packing structure, **12** aligned two-dimensionally in the *ac* plane.

In order to analyze the optoelectronic properties of the thus-obtained iptycene derivatives, the UV-vis absorption spectrum, fluorescence spectrum, fluorescence quantum yield, and fluorescence lifetime were measured (Fig. 5 and the ESI†). The characteristic peaks were observed at 293 nm in the absorption spectra of both **2** and **12**. A broadened absorption band of **12** appeared in the region of 270–300 nm presumably caused by the through-space conjugation of triptycene moieties. Weak fluorescence with a peak top at 302 nm was observed from the solution of **12**, whereas fluorescence of **2** could not be found under UV light (254 nm). The fluorescence quantum yield ( $\Phi_F$ ) and fluorescence lifetime ( $\tau$ ) of **12** were 1.2% and 1.56 ns, respectively. According to the equations  $\Phi_F = k_r \times \tau$  and  $k_r + k_{nr} = \tau^{-1}$ , the radiative ( $k_r$ ) and nonradiative ( $k_{nr}$ ) decay rate constants from the singlet excited state were determined ( $k_r = 7.7 \times 10^6 \text{ s}^{-1}$ ;  $k_{nr} = 1.1 \times 10^8 \text{ s}^{-1}$ ), which indicated that non-radiative decay is relatively fast.

## Conclusions

In conclusion, we have synthesized cycloiptycene derivatives **2**, and **3**, and a related molecule **4** each in one step from the (6,6) CNB **1**. It was revealed that **1** reacts as a diene in the Diels–Alder reaction with arynes and alkynes. The structures of all products were identified by X-ray crystallography to confirm that the Diels–Alder reactions took place at the six central benzene rings of **1**, whose reactivity was similar to that of anthracene. DFT calculations indicated that the release of strain energy promotes the Diels–Alder reactions of **1**. By using this method, we have successfully synthesized tetracosiptycene **12**, the largest

iptycene ever synthesized. This study demonstrates the potential utility of molecular nanocarbons such as CNBs as building blocks for novel nanocarbon structures. Further investigations on the construction of nanocarbons from CNBs and other molecular nanocarbons are now ongoing.

## Conflicts of interest

There are no conflicts to declare.

## Acknowledgements

This work was supported by the ERATO program from JST (JPMJER1302 to K. I.), the KAKENHI Funding Program from MEXT (JP1905463 to K. I.; JP16K05771, JP19H02701, and JP19K22183 to Y. S.), a Grant-in-aid for Scientific Research on Innovative Areas “ $\pi$ -Figuration” (17H05149 to Y. S.), and the Murata Science Foundation (to Y. S.). Calculations were performed using resources of the Research Center for Computational Science, Okazaki, Japan. ITbM was supported by the World Premier International Research Center Initiative (WPI), Japan.

## Notes and references

- H. W. Kroto, J. R. Heath, S. C. O'Brien, R. F. Curl and R. E. Smalley, *Nature*, 1985, **318**, 162–163.
- S. Iijima, *Nature*, 1991, **354**, 56–58.
- K. S. Novoselov, A. K. Geim, S. V. Morozov, D. Jiang, Y. Zhang, S. V. Dubonos, I. V. Grigorieva and A. A. Firsov, *Science*, 2004, **306**, 666–669.
- E. Ōsawa, M. Yoshida and M. Fujita, *MRS Bull.*, 2013, **19**, 33–36.
- A. L. Mackay and H. Terrones, *Nature*, 1991, **352**, 762.
- A. Narita, X.-Y. Wang, X. Feng and K. Müllen, *Chem. Soc. Rev.*, 2015, **44**, 6616–6643.
- Y. Segawa, H. Ito and K. Itami, *Nat. Rev. Mater.*, 2016, **1**, 15002.
- Y. Segawa, A. Yagi, K. Matsui and K. Itami, *Angew. Chem., Int. Ed.*, 2016, **55**, 5136–5158.
- Q. Sun, R. Zhang, J. Qiu, R. Liu and W. Xu, *Adv. Mater.*, 2018, **30**, 1705630.
- M. He, S. Zhang, Q. Wu, H. Xue, B. Xin, D. Wang and J. Zhang, *Adv. Mater.*, 2019, **31**, 1800805.
- E. J. Leonhardt and R. Jasti, *Nat. Rev. Chem.*, 2019, **3**, 672–686.
- For the definition of the term *carbon nanobelt*, see: Y. Segawa, A. Yagi, H. Ito and K. Itami, *Org. Lett.*, 2016, **18**, 1430–1433.
- E. Heilbronner, *Helv. Chim. Acta*, 1954, **37**, 921–935.
- G. Povie, Y. Segawa, T. Nishihara, Y. Miyauchi and K. Itami, *Science*, 2017, **356**, 172–175.
- G. Povie, Y. Segawa, T. Nishihara, Y. Miyauchi and K. Itami, *J. Am. Chem. Soc.*, 2018, **140**, 10054–10059.
- K. Y. Cheung, S. Gui, C. Deng, H. Liang, Z. Xia, Z. Liu, L. Chi and Q. Miao, *Chem*, 2019, **5**, 838–847.



- 17 1,2-THF is currently commercially available from Tokyo Chemical Industry Co., Ltd. (product no. I1078).
- 18 M. Yamashina, Y. Tanaka, R. Lavendomme, T. K. Ronson, M. Pittelkow and J. R. Nitschke, *Nature*, 2019, **574**, 511–515.
- 19 B. Liu, J. Liu, H.-B. Li, R. Bholra, E. A. Jackson, L. T. Scott, A. Page, S. Irle, K. Morokuma and C. Zhou, *Nano Lett.*, 2015, **15**, 586–595.
- 20 H. Omachi, T. Nakayama, E. Takahashi, Y. Segawa and K. Itami, *Nat. Chem.*, 2013, **5**, 572–576.
- 21 J. R. Sanchez-Valencia, T. Dienel, O. Groning, I. Shorubalko, A. Mueller, M. Jansen, K. Amsharov, P. Ruffieux and R. Fasel, *Nature*, 2014, **512**, 61–64.
- 22 D. Tasis, N. Tagmatarchis, V. Georgakilas and M. Prato, *Chem.–Eur. J.*, 2003, **9**, 4000–4008.
- 23 I. Kumar, S. Rana and J. W. Cho, *Chem.–Eur. J.*, 2011, **17**, 11092–11101.
- 24 E. H. Fort and L. T. Scott, *J. Mater. Chem.*, 2011, **21**, 1373–1381.
- 25 E. H. Fort and L. T. Scott, *Tetrahedron Lett.*, 2011, **52**, 2051–2053.
- 26 Fullerene C<sub>60</sub> is reacted with anthracene *via* [4 + 2] cycloaddition. See: K. Komatsu, Y. Murata, N. Sugita, K. i. Takeuchi and T. S. M. Wan, *Tetrahedron Lett.*, 1993, **34**, 8473–8476.
- 27 *Iptycenes Chemistry: From Synthesis to Applications*, ed. C.-F. Chen and Y.-X. Ma, Springer-Verlag, Berlin, Heidelberg, 2013.
- 28 K. Lou, A. M. Prior, B. Wiredu, J. Desper and D. H. Hua, *J. Am. Chem. Soc.*, 2010, **132**, 17635–17641.
- 29 K. Baumgärtner, A. L. Meza Chinchá, A. Dreuw, F. Rominger and M. Mastalerz, *Angew. Chem., Int. Ed.*, 2016, **55**, 15594–15598.
- 30 Iptycenes are named after the number of arene planes separated by a bridgehead system. See ref. 27.
- 31 The largest iptycene was nonadeciptycene. See: S. B. Singh and H. Hart, *J. Org. Chem.*, 1990, **55**, 3412–3415.

