










Patient-reported outcome measures (PROMs) after laparoscopic cholecystectomy: systematic review

Conor Melly^{1,2,*} , Gearoid McGeehan^{1,2} , Niall O'Connor¹ , Alison Johnston¹ , Gary Bass^{3,4} , Shahin Mohseni⁵ , Claire Donohoe⁶ , Magda Bucholc⁷  and Michael Sugrue^{1,8} 

¹Department of Surgery, Letterkenny University Hospital and Donegal Clinical Research Academy, Donegal, Ireland

²University of Limerick School of Medicine, University of Limerick, Limerick, Ireland

³Division of Traumatology, Emergency Surgery and Surgical Critical Care, University of Pennsylvania, Philadelphia, Pennsylvania, USA

⁴School of Medical Sciences, Orebro University, Orebro, Sweden

⁵Division of Trauma and Emergency Surgery, Department of Surgery Orebro University Hospital, & School of Medical Sciences, Orebro University, Orebro, Sweden

⁶Department of Surgery, Trinity College Dublin, St James' Hospital, Dublin, Ireland

⁷Intelligent Systems Research Centre, School of Computing, Engineering and Intelligent Systems, Ulster University, Magee Campus, Derry-Londonderry, UK

⁸EU INTERREG Centre for Personalized Medicine, Intelligent Systems Research Centre, School of Computing, Engineering and Intelligent Systems, Ulster University, Magee Campus, Derry-Londonderry, UK

*Correspondence to: Conor Melly (e-mail: conormelly3@gmail.com)

Abstract

Background: Healthcare requires patient feedback to improve outcomes and experience. This study undertook a systematic review of the depth, variability, and digital suitability of current patient-reported outcome measures (PROMs) in patients undergoing laparoscopic cholecystectomy.

Methods: A PROSPERO-registered (registration number CRD42021261707) systematic review was undertaken for all relevant English language articles using PubMed version of MEDLINE, Scopus, and Web of Science electronic databases in June 2021. The search used Boolean operators and wildcards and included the keywords: laparoscopic cholecystectomy AND patient outcome OR patient-reported outcome OR patient-reported outcome measure OR PRO OR PROM. Medical Subjects Heading terms were used to search PubMed and Scopus. Articles published from 1 January 2011 to 2 June 2021 were included.

Results: A total of 4960 individual articles were reviewed in this study, of which 44 were found to evaluate PROMs in patients undergoing laparoscopic cholecystectomy and underwent methodological index for non-randomized studies (MINORS) grading. Twenty-one articles spanning 19 countries and four continents met all inclusion criteria and were included in the qualitative data synthesis. There was significant heterogeneity in PROMs identified with eight different comprehensive PROM tools used in the 21 studies. There was wide variation in the time points at which PROMs were recorded. Fourteen of 21 studies recorded PROMs before and after surgery, and 7 of 21 recorded PROMs only after surgery. Follow-up intervals ranged from 3 days to 2 years after surgery.

Conclusions: This study identified that while post-laparoscopic cholecystectomy PROMs are infrequently measured currently, tools are widely available to achieve this in clinical practice. PROMs may not capture all the outcomes but should be incorporated into future cholecystectomy outcome research. The EQ-5D™ (EuroQoL Group, Rotterdam, the Netherlands) provides a simple platform for the modern digital era.

Introduction

Laparoscopic cholecystectomy (LC) is one of the most common operative procedures undertaken worldwide with approximately 18 million cholecystectomies performed annually¹⁻³. Cholecystitis and cholecystectomy are associated with morbidity and occasional mortality⁴, particularly when performed in the emergency setting^{5,6}. Most publications reporting outcomes relate to duration of hospital stay and early follow-up, often with a strong surgical focus and little information on long-term outcomes of the patients' own experience.

Understanding patient outcomes through patient-reported outcome measures (PROMs) beyond the perioperative and early postoperative interval are key in the delivery of value-based healthcare. Studies suggest that surgeon experience, and long-term quality of life (QoL) are key influencers in favourable

patient outcomes undergoing elective LC^{7,8}. Other important factors are shared decision-making, communication, skill of the surgeon, and nursing care⁸. Of least importance to patients was day-case surgery, and scar cosmesis⁸. Parkin suggested that there is a disconnect between patients and surgeons regarding what constitutes important outcomes⁷. The National Institute for Health and Care Excellence (NICE) recommend greater incorporation of PROMs to report outcomes of importance to patients, including the continuation of symptoms and the onset of new symptoms that affect long-term QoL in patients undergoing LC⁹.

It is increasingly recognized internationally that there has been a lack of evaluation of PROMs and their experiences^{10,11}. Outcome evaluation needs ideally to be a validated process, incorporating both the patient's functional and QoL metrics as well as medical

Received: November 29, 2021. Revised: February 24, 2022. Accepted: April 06, 2022

© The Author(s) 2022. Published by Oxford University Press on behalf of BJS Society Ltd.

This is an Open Access article distributed under the terms of the Creative Commons Attribution License (<https://creativecommons.org/licenses/by/4.0/>), which permits unrestricted reuse, distribution, and reproduction in any medium, provided the original work is properly cited.

or process outcomes. To ensure the patient's own total care experience is evaluated with PROMs, the PROM tool should capture the patient's opinion of their health status and the benefits they have experienced from accessing health services¹².

Existing studies utilizing targeted PROMs following cholecystectomy have enhanced our understanding of specific post-cholecystectomy symptoms of pain, diarrhoea, and wound-related complications¹³.

Many surgeons support the use of PROMs as an adjunct to improving clinical management, to elicit sensitive information and aid in patient counselling¹⁴. Furthermore, PROMs can influence the development of health policy and resource allocation¹⁵. Despite support for PROMs, they have not gained widespread traction in patients undergoing LC⁸. There is a lack of research on long-term outcomes and the impact of LC on patient outcomes. Many patients report the continuance of symptoms after LC, or the appearance of new symptoms. Research is required to establish the long-term benefits and harms, so that appropriate information may be provided to patients to aid in their decision-making and long-term management⁹.

The primary aim of this systematic review was to identify PROMs used to describe patient outcomes in LC. The secondary aim was to report on ease of use and functionality of PROMs and make a recommendation on the most useful PROMs in LC.

Methods

Search strategy

A systematic review was undertaken for all relevant English language articles using PubMed version of MEDLINE, Scopus, and Web of Science electronic databases in June 2021. The search used Boolean operators and wildcards and included the keywords: laparoscopic cholecystectomy AND patient outcome OR patient-reported outcome OR patient-reported outcome measure OR PRO OR PROM. Medical Subjects Heading terms were used to search PubMed and Scopus. Articles published from 1 January 2011 to 2 June 2021 were chosen to capture the current literature.

Inclusion and exclusion criteria

The methods of the analysis and inclusion criteria were specified in advance to avoid selection bias and documented in a protocol registered with the PROSPERO database (www.crd.york.ac.uk/prospere) (registration number CRD42021261707). This systematic review adhered to PRISMA guidelines. Only studies reporting comprehensive PROM tools in patients undergoing LC that were full-text articles in the English language were included. Studies were not included if they were systematic reviews or meta-analyses or were designed as case reports, editorial comments, or letters; had fewer than 20 patients; contained paediatric populations; contained pregnant populations; or were transvaginal studies, as these PROMs focused on gynaecological symptoms. Citations were extracted onto Microsoft[®] Excel and duplicates were removed.

Study selection and data extraction

Studies identified by the search strategy were screened for inclusion initially by title, then abstract, and subsequently by full-text review. Eligibility assessment was performed by two independent reviewers (C.M. and G.M.G.). Disagreements were resolved by consensus and if no agreement could be reached, a third reviewer (A.J.) decided.

Three reviewers (C.M., G.M.C., and N.O.C.) independently assessed each published study for the quality of study design and risk of bias by way of standardized pre-piloted forms, calculating a methodological index for non-randomized studies (MINORS) score. A MINORS score of 18 or greater out of 24 for comparative studies and 12 or greater out of 16 for non-comparative studies was considered the standard for inclusion¹⁶.

A standardized data sheet was created, and data were collected on the details of publication, study design, number of patients, patient characteristics (mean age and sex), emergency or elective operation, and PROM-specific details (patient-reported outcomes (PROs), instruments used to assess PROs, survey distribution, response rates, and follow-ups). Where a study reported PROMs from both a laparoscopic approach and open procedures, or those initiated as laparoscopic procedures converted to open, only the data pertaining to the laparoscopic approach was used.

An assessment of bias was performed with the Cochrane risk of bias tool for the following domains: random sequence generation; allocation concealment; blinding of participants and personnel; blinding of outcome assessment; incomplete outcome data; selective reporting bias; and other bias¹⁷.

Results

A total of 4960 individual articles were reviewed in this study (Fig. 1) of which 44 were found to be relevant and underwent MINORS grading. Twenty-one articles spanning 19 countries and four continents met all inclusion criteria and were included in the qualitative data synthesis. Of these, 12 of 21 were randomized clinical trials (RCTs), 7 were prospective studies, and 2 were retrospective. Eleven studies used multicentre databases. Table 1 shows the characteristics of the studies included in this review. Results from the Cochrane risk of bias assessment are represented in Fig. 2.

A total of 3917 patients underwent LC and completed PROMs. One study did not report on mean age and sex of the 600 patients included in their study. One study did not report on the sex of the 150 patients included in their study. The mean age of the 3317 patients with available age data was 49.5 years. Of the 3167 patients with data on sex, 64 per cent were female and 36 per cent were male.

There was significant variation in the PROM tools used. A total of eight different comprehensive PROM tools were used, including: gastrointestinal QoL index (GIQLI)^{18–23}, Short Form 36 (SF-36[®], RAND Corporation, Santa Monica, CA, USA)^{19,24–28}, SF-12^{29–31}, World Health Organization QoL (WHOQoL)-BREF^{32,33}, surgical outcomes measurement system (SOMS)^{34,35}, euro quality of life (EQ-VAS)^{36,37}, and PRO measurement information system (PROMIS)-10³⁸. The most frequently used PROMs were the GIQLI (6 of 21) and the SF-36[®] (6 of 21).

The use of selective PROMs was identified for pain (19 of 21), cosmesis (8 of 21), overall satisfaction (2 of 21), productivity loss and sick leave (1 of 21), and healthcare consumption (1 of 21). Two-thirds of studies measured PROMs before and after surgery, with a significant variation in follow-up intervals ranging from 3 days up to 2 years as shown in Table 2. Table 2 also represents the number of patients lost to follow-up. Studies with a shorter follow-up interval reported fewer patients lost to follow-up, whereas Kirk and colleagues had a 2-year follow-up interval and reported that 22 per cent of patients missed at least one follow-up²³. Nine studies reported no loss to follow-up, and six

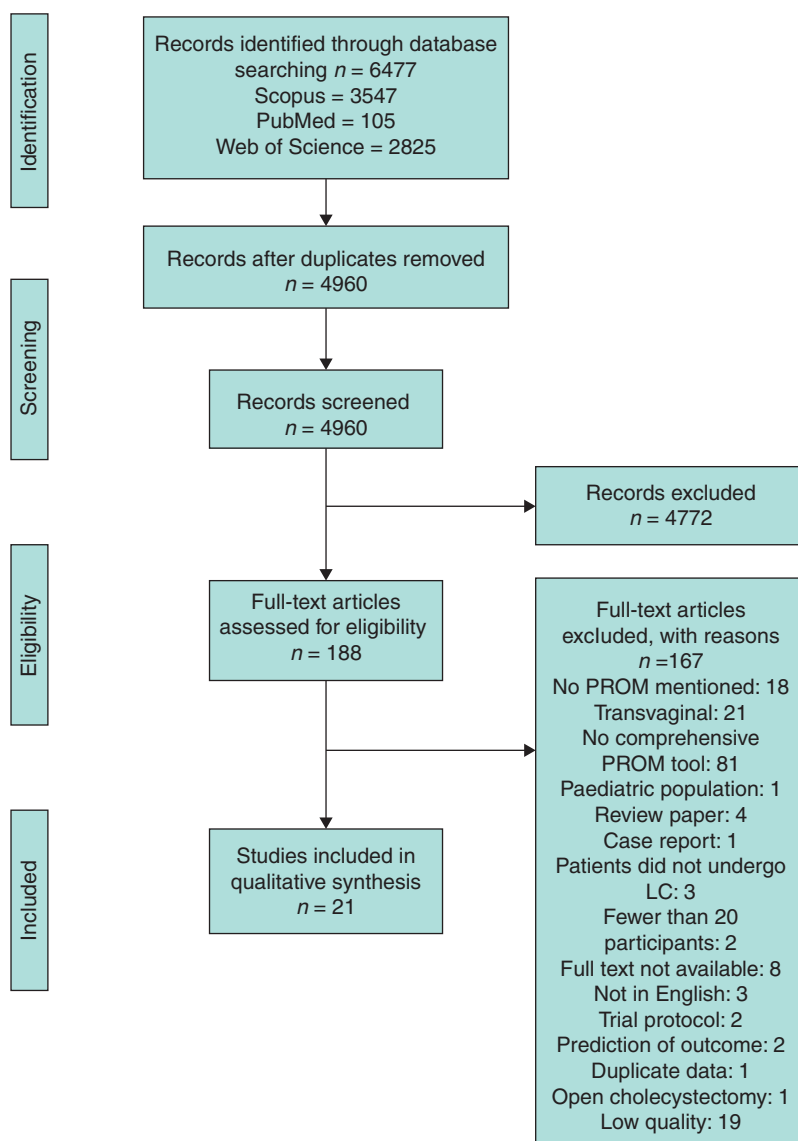


Fig. 1 Identification, review, and selection of articles included in systematic review

PROM, patient-reported outcome measure; LC, Laparoscopic cholecystectomy.

studies excluded any patients that were lost to follow-up from their analysis. Two studies did not report patients lost to follow-up. In 18 studies, the PROMs were completed by the patients alone, in 1 study the patients completed the PROM along with a nurse¹⁸, and in 1 study the patients completed the PROM along with a dedicated research coordinator³⁴. One study did not report who completed the PROM¹⁹.

Fourteen of the 21 studies reported that the PROM tool was administered as a questionnaire, and 7 studies did not comment on mode of administration of the PROM tool. Of these 14 studies, the PROM tool was distributed at the clinic (3 of 14), at the clinic and over the telephone (2 of 14), over the telephone and by mail (1 of 14), at the clinic and by mail (1 of 14), at the clinic and by mail or e-mail depending on patient preference (1 of 14), and by mail (1 of 14). Five of the 14 studies that administered the PROM as a questionnaire did not report on how they distributed the questionnaire.

The time taken to complete the PROM was reported in 2 of the 21 studies^{25,28}. This was between 15 and 20 min per patient to complete the SF-36®, visual analogue scale pain score, and patient overall, and

cosmetic satisfaction on a 10-point scale. It took 5 min per patient to complete two subscales of the SF-36®: the role physical subscale and the bodily pain subscale. None of the 21 studies reported on the cost associated with the use of a PROM tool.

None of the studies stated that they used a digital platform, and none of the studies mentioned the need for ethical approval.

Table 3 provides a description of the domains measured by each of the PROM tools such as mobility, self-care, usual activities, pain/discomfort, and anxiety/depression measured by the EQ-5D™. Domains measured by the GIQLI include gastrointestinal symptoms, physical status, emotional status, and social function status, whereas the PROMIS-10 measures overall physical health, mental health, social health, pain, fatigue, and overall perceived QoL.

Table 4 provides a representation of the author's reason for their choice of PROM tool in each study. Four authors chose a PROM because it was validated in their language, and seven selected a tool because it has been validated previously. Three studies chose the GIQLI as it had been previously validated in patients undergoing LC or gallbladder surgery^{18,19,22}.

Table 1 Study characteristics based on patient-reported outcome measure used

Author	Year	Country	Study design	No. of centres	Sample size	Intervention	Control	PROM used
Han	2020	South Korea	Pro	5	476	4-port LC	None	GIQLI
Krishna	2020	India	RCT	1	94	SILS	4-port LC	WHOQoL-BREF
Ito	2019	Japan	RCT	3	117	SILS	4-Port LC	SF-36 [®] subsets
Agathis	2019	USA	Pro	1	30	4-port LC	None	GI/SF-12 subsets
Lee	2018	Taiwan	Pro	2	672	4-Port LC	None	SF-36 [®] , GIQLI
Cinar	2018	Turkey	Retro	2	142	SILS	4-Port LC	SF-36 [®]
Krivopakic	2018	Serbia	Pro	1	40	4-Port LC	None	WHOQoL-BREF
Arezzo	2017	Multiple	RCT	20	600	SILS	4-port LC	GIQLI
Wennmacker	2017	Netherlands	Retro	1	146	4-port LC	None	GIQLI
Kudsi	2016	Multiple	RCT	8	136	Robotic SILS	4-port LC	SF-12
Lurge	2015	Switzerland	RCT	2	96	SILS	4-port LC	SF-36 [®]
Bingener	2015	USA	RCT	1	110	SILS	4-port LC	PROMIS-10
Saad	2013	Germany	RCT	1	105	SILS, MiniLC	4-port LC	GIQLI
Zapf	2013	USA	Pro	1	100	SILS	4-port LC	SOMS
Rosenmuller	2013	Sweden	RCT	2	333	Open	4-port LC	EQ-VAS (EuroQoL)
Abd Ellatif	2013	Egypt	RCT	1	250	SILS	4-port LC	EuroQoL EQ-5D TM
Leung	2012	USA	RCT	3	79	SILS	4-port LC	SOMS
Kirk	2011	UK	Pro	N/R	158	4-port LC	None	GIQLI
Lirici	2011	Italy	Pro	2	40	SILS	4-port LC	SF-36 [®]
Ma	2011	USA	RCT	1	43	SILS	4-port LC	SF-36 [®]
Bucher	2011	Switzerland	RCT	1	150	SILS	4-port LC	SF-12

PROM, patient-reported outcome measure; Pro, prospective study; Retro, retrospective study; RCT, randomized clinical trial; LC, laparoscopic cholecystectomy; SILS, single incision laparoscopic cholecystectomy; GIQLI, gastrointestinal quality of life index; WHOQoL-BREF, world health organization quality of life; SF-36, short form-36; GI/SF-12, gastrointestinal/short form-12; PROMIS-10, patient reported outcomes measurement information system; SOMS, surgical outcomes measurement system; EQ-VAS, euro quality of life-visual analogue scale; EQ-5D, euro quality of life-5D.

It seems that all PROM tools had the ability to detect changes in QoL measures at different follow-up intervals. These results are summarized in Table 5. It is unclear from analysis of the studies included in this systematic review whether the PROM tools were able to adequately capture resolution of symptoms, onset of new symptoms, or persistence of symptoms following LC as this was not reported or analysed by the authors. A summary of the features of each PROM tool used is shown in Table 6.

Discussion

This systematic review identified more than 20 relevant publications in 19 countries dealing with LC outcomes. The focus was on comprehensive PROMs and this study is different from previous reviews^{39,40,10} as information is given on each of the PROM tools identified and the parameters they measure.

Mucek and colleagues used the International Society of QoL (ISOQoL) reporting standard for PROMs, primarily health-related QoL (HRQoL) in RCTs³⁹. This checklist has been available since 2013, yet despite the availability of this tool, a minority of RCTs were considered to include high-quality PRO reporting. Daliya and co-workers analysed all clinical trials evaluating HRQoL following LC⁴⁰. They were unable to make a recommendation on PRO instruments. Alexander and colleagues aimed to determine the frequency and consistency with which PROs are measured and reported in patients undergoing LC. As with previous reviews, the present review identified significant heterogeneity in the PROM tools utilized in the studies. Alexander and colleagues identified that PRO questionnaires evaluated a wide array of concepts other than HRQoL, such as cosmesis, pain, and satisfaction¹⁰. The present study also found that there was significant variation in both the comprehensive HRQoL PROM used and other selective PROMs evaluated in conjunction with HRQoL. The variation in PROM selection highlights the lack of recommendations for PROMs in LC. It is important to standardize outcome reporting as LC is a very common surgical intervention worldwide. Surgeons have accepted that QoL and

long-term outcomes after surgery are as important as traditional and short-term outcomes. Enhanced recovery after surgery (ERAS) protocols that involve patients for the purpose of improved long-term outcomes are beginning to be implemented in clinical practice and in patients undergoing LC⁴¹. Thus, it is important to have a standardized tool to measure the long-term patient outcomes and QoL in patients undergoing LC.

There are many options when it comes to choosing a PROM and the variety suggests that none is ideal for LC. Regarding ease of use, EQ-5DTM has many advantages with five questions and five optional answers on health-related issues, taking less than 1 min to complete. In addition, it is available in many formats: laptop, paper, tablet, and phone app, and is available in 200 languages. Further, there is a youth/adolescent version. It is free for non-profit use and is validated, reliable, and responsive⁴². It has a disadvantage of not assessing for diarrhoea, which is a potentially important outcome after LC.

The WHOQoL-BREF is a freely available questionnaire that contains a total of 26 questions with five possible answers on health-related issues and includes a question on mental health. The WHO has provided a guide on scoring. There are several disadvantages to using this PROM tool: it is only available in 19 different languages, and it is only available on paper⁴³. The presence of a language barrier and difficulty in accessing a web-based PROM platform were two important barriers identified by Amini for implementing PROMs in clinical care⁴⁴. Processing the data and calculating a QoL score may be an additional burden on the healthcare provider, which poses another barrier to the use of this tool. Another disadvantage is that it does not assess for diarrhoea.

The SF-36[®] is a validated, free to use, QoL measure (available at <https://www.rand.org>). It has the advantage of being available in multiple languages and RAND supply translation guidelines for translating the survey into another language⁴⁵. It takes approximately 15–20 min to complete. Scoring systems are available, which may be burdensome for the healthcare provider as the questionnaire is only available on paper.

	Random sequence generation (selection bias)	Allocation concealment (selection bias)	Blinding of participants and personnel (performance bias)	Blinding of outcome assessment (detection bias)	Incomplete outcome data (attrition bias)	Selective reporting (reporting bias)	Other bias
Abd Ellatif 2013	+	+	+	?	+	+	+
Agathis 2019	+	-	+	+	+	+	+
Arezzo 2017	+	+	?	-	+	+	+
Bingener 2015	+	+	+	+	+	+	+
Bucher 2011	+	?	-	?	?	+	+
Cinar 2018	-	?	?	+	+	+	+
Han 2020	+	-	?	?	+	+	-
Ito 2019	+	-	-	?	+	-	-
Kirk 2011	+	+	?	?	+	+	+
Krishna 2020	+	?	-	+	+	+	+
Krivopakic 2018	+	-	?	-	+	+	+
Kudsi 2016	+	+	-	+	+	+	+
Lee 2018	+	+	?	?	?	?	?
Leung 2012	+	?	+	+	?	+	+
Lirici 2011	?	?	+	+	+	+	-
Lurge 2015	+	?	+	+	+	+	+
Ma 2011	+	?	-	+	+	+	-
Rosenmuller 2013	-	-	-	+	+	+	-
Saad 2013	+	+	+	-	+	+	-
Wennmacker 2017	?	?	-	-	+	+	-
Zapf 2013	+	?	+	+	?	+	-

Fig. 2 Risk of bias summary: review authors' judgements about each risk of bias item for each included study

Table 2 Time points at which patient-reported outcome measures were administered and description of patients lost to follow-up

Author	Time points	Loss to follow-up with reason
Han	1 and 12 months after surgery	20 refused survey by telephone at 12 months. Excluded from analysis
Lee	Before and 2 years after surgery	14 lost (unknown reason), 11 refused to participate. Excluded from analysis
Arezzo	60 days after surgery	59 patients refused to participate or there were missing data. Excluded from analysis
Wennmacker	Before and 24 weeks after surgery	No loss to follow-up
Saad	10 days after surgery	2 lost to follow-up. Excluded from analysis
Kirk	Before, 6 weeks, 3 months, 2 years after surgery	35 (22.2 per cent) failed to complete at least one questionnaire after surgery
Cinar	Various times after surgery	5 lost to follow-up – unable to communicate
Ito	Before, daily until 14–20 days after surgery	1 withdrew, 5 failed to return questionnaire. Excluded from analysis
Lurge	12 weeks and 1 year after surgery	7 withdrew. Excluded from analysis
Lirici	1 month after surgery	No loss to follow-up
Ma	Various times after surgery	No loss to follow-up
Agathis	Before and after surgery	No loss to follow-up
Kudsi	Before, 2 weeks, 6 weeks, 3 months after surgery	7 lost at 2 weeks, 24 lost at 3 months. No reason given
Bucher	Before, 30 days after surgery	No loss to follow-up
Krishna	Before, 3 months after surgery	No loss to follow-up
Krivopakic	Before, 1 day, 2 days, 3 days after surgery	No loss to follow-up
Zapf	Before, 24 h, 72 h, 1 week, 3 months, 6 m, 1 year, 2 years after surgery	Not reported
Leung	2 years after surgery	Not reported
Rosenmuller	3 days, 7 days, 11 days, 30 days after surgery	No loss to follow-up
Abd Ellatif	Before, 1 week, 1 month, 6 months after surgery	No loss to follow-up
Bingener	Before, 4 h, 1 day, 7 days after surgery	2 did not return calls or mail

RAND-36 and SF-36[®] are essentially the same instrument as they contain the same set of questions; however, the scoring scales differ slightly in the domains of general health and bodily pain. The time required to complete and score the SF-36[®] may be a barrier to its implementation, along with the lack of availability of a web-based platform⁴⁴. It also lacks a specific question on diarrhoea, which has been identified in patients following LC⁴⁶. The SF-12 is a shortened version of the SF-36[®] (available at <https://www.rand.org>)⁴⁵. It has the same barriers to use as the SF-36[®], but the fact that is a shortened version reduces the time burden.

Table 3 Description of the parameters measured by the patient-reported outcome measures

PROM	Areas measured	References
GIQLI	GIQLI is a 36-question survey, with five response levels to each survey question. It records the health status of a patient and responses as 'all the time, most of the time, some of the time, a little of the time, or never'. The data are divided into four subgroups: gastrointestinal symptoms (19 questions, total score 0–76), physical status (7 questions, total score 0–28), emotional status (5 questions, total score 0–20), and social function status (5 questions, total score 0–20).	18–23
SF-36®	It comprises 36 questions that cover eight domains of health: <ol style="list-style-type: none"> 1. Limitations in physical activities because of health problems. 2. Limitations in social activities because of physical or emotional problems 3. Limitations in usual role activities because of physical health problems 4. Bodily pain 5. General mental health (psychological distress and wellbeing) 6. Limitations in usual role activities because of emotional problems 7. Vitality (energy and fatigue) 8. General health perceptions 	19,24–28
SF-12	Shortened version of the SF-36®, it uses the same eight domains as the SF-36®	29–31
PROMIS-10	The PROMIS Global-10 short form has 10 items that assess general domains of health and functioning including overall physical health, mental health, social health, pain, fatigue, and overall perceived quality of life.	38
SOMS	SOMS outcomes include physical function, impact of pain on quality of life, cosmesis, fatigue, bowel function, and overall satisfaction with results.	34,35
WHOQoL-BREF	The WHOQoL-BREF is a self-administered questionnaire comprising 26 questions on the individual's perceptions of their health and wellbeing. Responses to questions are on a 1-5 Likert scale where 1 represents 'disagree' or 'not at all' and 5 represents 'completely agree' or 'extremely'. The WHOQoL-BREF covers four domains each with specific facets: <ol style="list-style-type: none"> 1. Physical health <ul style="list-style-type: none"> • Activities of daily living • Dependence on medicinal substances and medical aids; energy and fatigue • Mobility; pain and discomfort • Sleep and rest; work capacity 2. Psychological <ul style="list-style-type: none"> • Bodily image and appearance • Negative feelings; positive feelings; self-esteem • Spirituality/religion/personal beliefs • Thinking, learning, memory, and concentration 3. Social relationships <ul style="list-style-type: none"> • Personal relationships; social support; sexual activity 4. Environment <ul style="list-style-type: none"> • Financial resources; freedom, physical safety, and security • Health and social care: accessibility and quality; home environment • Opportunities for acquiring new information and skills • Participation in and opportunities for recreation/leisure activities • Physical environment (pollution/noise/traffic/climate); transport <p>There are also two separate questions which ask specifically about the individual's overall perception of their health; and the individual's overall perception of their quality of life.</p>	32,33
EQ-VAS	The EQ-VAS records patient's self-rated health on a vertical VAS, from 'best health you can imagine' to worst health. The VAS acts as a quantitative measure of health outcome for patient's own judgement. The descriptive system has five dimensions: mobility, self-care, usual activities, pain/discomfort, and anxiety/depression.	36,37
EQ-5D™	Measures patient health across five different domains: mobility, self-care, usual activities, pain/discomfort, and anxiety/depression. Each dimension has five levels: no problems, slight problems, moderate problems, severe problems, and extreme problems.	36,37

PROM, patient-reported outcome measure; SF-36®, Short Form 36; SF-12, short form-12; SOMS, surgical outcomes measurement system; WHOQoL-BREF, World Health Organization quality of life-BREF; GIQLI, gastrointestinal quality of life index; PROMIS-10, Patient reported outcome measurement information system 10; EQ, euro quality of life; VAS, visual analogue scale.

SOMS is an extension of the National Institutes of Health (NIH)-funded PROMIS³⁵. There is a lack of easily accessible information on SOMS online and it is unclear whether the tool is validated as Leung has described it as a validated tool, whereas Vigneswaran has said that it is not validated^{35,47}. The lack of easily available information on SOMS is a significant barrier to its implementation in clinical practice.

The PROMIS-10 is a validated PROM tool. PDF versions of the PROMIS-10 are free and readily available at <https://www.healthmeasures.net/explore-measurement-systems/promis/obtain-administer-measures>⁴⁸. It has the advantage that it can be administered in three ways: on paper, by computer, or with an app. It can be used for free in English and Spanish; however, other languages are subject to a distribution fee, which may be a barrier

to its use globally. PROMIS-10 questions are based on the SF-36® and EQ-5D™ and answers from the PROMIS-10 can be used to calculate an EQ-5D™ index score. Further information on scoring PROMIS-10 is available at <https://www.codetechnology.com/promis-global-10/>⁴⁹. One problem with the PROMIS-10 for use in LC, as with the other tools, is that it does not ask about diarrhoea.

The GIQLI survey score ranges from 0 to 144 with a higher number indicating a better QoL⁵⁰. It has the advantage of including questions on specific gastrointestinal symptoms such as diarrhoea and has been recommended for use in patients undergoing LC by the European Association for Endoscopic Surgery¹⁸. It has disadvantages; it is only available in paper version, and the 36 questions take 15 to 20 min to complete. Adding up the scores is also a burden on the healthcare provider.

Table 4 Reasons given by authors for their choice of patient-reported outcome measure tool

Author	PROM	Reason for PROM choice
Han	GIQLI	Widely used for QoL in gallbladder surgery, recommended by European Association for Endoscopic Surgery
Lee	GIQLI/SF-36®	SF-36® validated in Chinese, GIQLI validated, and reliable in patients undergoing cholecystectomy. Chinese version validated
Arezzo	GIQLI	Not reported
Wennmacker	GIQLI	Validated in Dutch (patients with potentially operable periampullary carcinoma)
Saad	GIQLI	Developed, validated, and tested in patients undergoing LC
Kirk	GIQLI	Extensively validated, sufficiently responsive to detect changes in health status after surgery for asymptomatic gallstones
Cinar	SF-36®	Validation performed in Turkish
Ito	SF-36®	Validated measurement tool, role physical subscale detected a greater difference in QoL in LC patients than other subscales
Lurge	SF-36®	The most accepted and validated health profile is the SF-36®
Lirici	SF-36®	Not reported
Ma	SF-36®	Allows comparisons of burden of illness among diseases and populations, equally applicable to all persons; regardless of condition
Agathis	GI/SF-12	GI survey developed as an abbreviated questionnaire modelled after the GIQLI. SF-12
Kudsi	SF-12	Measures perceived health and describes physical health status and mental health distress
Bucher	SF-12	Not reported
Krishna	WHOQoL-BREF	Paucity of data comparing QoL in 4-port LC and SILS. GIQLI previously used and did not detect a difference in the 2 groups of interest
Krivopakic	WHOQoL-BREF	Serbian translation available and validated
Zapf	SOMS	SOMS is an extension of the NIH funded PROMIS
Leung	SOMS	Validated questionnaire
Rosenmuller	EQ-VAS	Not reported
Abd Ellatif	EQ-5D™	Validated questionnaire. Simple instrument used to measure health outcomes. previous studies did not detect a difference in SF-36® scores
Bingener	PROMIS-10	PROMIS items are more sensitive to change than other tools such as SF-36®. Used previously and found to be responsive to changes in patients after laparoscopic surgery

PROM, patient-reported outcome measure; SF-36®, Short Form 36; SF-12, short form-12; WHOQoL-BREF, World Health Organization quality of life-BREF; GIQLI, gastrointestinal quality of life index; PROMIS-10, patient reported outcomes measurement information system 10; SOMS, surgical outcomes measurement system; EQ, euro quality of life; VAS, visual analogue scale; LC, laparoscopic cholecystectomy; SILS, single incision laparoscopic surgery.

Time burden and a lack of web-based platform are barriers that Amini identified to implementing a PROM tool in clinical practice⁴⁴.

In all studies included in this systematic review PROMs were completed either by the patients themselves, with the aid of a

Table 5 Representation of the ability of patient-reported outcome measure tools to detect changes in quality of life over time

Author	PROM	Improvement in QoL
Han	GIQLI	QoL improved at 12 months compared with 1 month after surgery, no baseline data recorded
Lee	SF-36®, GIQLI	Both GIQLI and SF-36® measured improvements in QoL at 2 years after surgery compared with preoperative baseline
Arezzo	GIQLI	QoL recorded at 1 time point only
Wennmacker	GIQLI	Not reported
Saad	GIQLI	QoL recorded at 1 time point only
Kirk	GIQLI	QoL improved at 6 weeks, 3 months, 2 years after surgery compared with baseline
Cinar	SF-36®	QoL recorded at one time point only
Ito	SF-36®	Not reported
Lurge	SF-36®	Measured time to return to preoperative baseline only
Lirici	SF-36®	QoL recorded at one time point only
Ma	SF-36®	Not reported
Agathis	SF-12 subsets	QoL improved at postoperative follow-ups compared with before surgery
Kudsi	SF-12	QoL returned to preoperative baseline within 3 months after surgery
Bucher	SF-12	QoL improved at 30 days after surgery compared with before
Krishna	WHOQoL-BREF	Not reported
Krivopakic	WHOQoL-BREF	QoL returned to pre-op baseline at day 2 after surgery and improved from preoperative baseline on day 3 after surgery
Zapf	SOMS	QoL improved over the follow-up interval
Leung	SOMS	QoL returned to preoperative baseline and began to improve in the follow-up interval
Rosenmuller	EQ-VAS	No baseline recorded, QoL scores improved over the postoperative interval
Abd Ellatif	EQ-5D	QoL improved from preoperative baseline
Bingener	PROMIS-10	QoL returned to baseline by 1 week after surgery

PROM, patient-reported outcome measure; QoL, quality of life; SF-36®, Short Form 36; SF-12, short form-12; WHOQoL-BREF, World Health Organization quality of life-BREF; GIQLI, gastrointestinal quality of life index; PROMIS-10, Patient reported outcomes measurement information system 10; SOMS, surgical outcomes measurement system; EQ, euro quality of life; VAS, visual analogue scale.

nurse, or with the aid of a dedicated researcher. The surveys were distributed in person, by mail, over the telephone, or by e-mail via traditional paper surveys. None of the studies used electronic or digital PROMs, despite recent advancements in technology and the availability of these modalities. Many alternatives to the traditional paper surveys are now available such as web-based platforms, laptop versions, tablet versions, and phone apps⁵¹. Modern methods have several advantages over the traditional paper-and-pencil method, such as being interactive and practical, minimizing data entry errors, and providing immediate scoring feedback. Despite this, there are also significant disadvantages, particularly the cost associated with licensing, potential patient discomfort with technology as these patients may require training to use the technology, and the potential for security breaches related to data transfer,

Table 6 Summary of the features of each patient-reported outcome measure tool

PROM	No. of items	Scoring	Time to complete	Availability	Languages	Assesses diarrhoea	Validated	Cost
EQ-5D	5 questions with 5 options	Quick and easy	1 min	Laptop, paper, tablet, phone app	200	No	Yes	Free
WHOQoL-BREF	26 questions with 5 options	Guide online, time consuming	N/A	Paper only	19	No	Yes	Free
SF-36®	36 questions with multiple options	Scoring systems available, time consuming	15–20 min	Paper only	Multiple, with translation guidelines available	No	Yes	Free
SF-12	12 questions with multiple options	Scoring systems available, time consuming	5–10 min	Paper only	Multiple, with translation guidelines available	No	Yes	Free
SOMS	8 domains, No. of questions N/A	N/A	N/A	N/A	N/A	Partial assessment	Uncertain	N/A
PROMIS-10	10 questions with multiple options	Information on scoring available online	N/A	On paper, by computer, on an app	English and Spanish	No	Yes	Free in English and Spanish, payment required for other languages
GIQLI	36 questions with 5 options	Available online, time consuming	15–20 min	Paper only	N/A	Yes	Yes	Free

PROM, patient-reported outcome measure; SF-36®, Short Form 36; SF-12, short form-12; WHOQoL-BREF, World Health Organization quality of life-BREF; GIQLI, gastrointestinal quality of life index; PROMIS-10, Patient reported outcome measurement information system 10; SOMS, surgical outcomes measurement system; EQ, euro quality of life; VAS, visual analogue scale; N/A, not available.

computer errors, or unauthorized access to patient-reported data⁵¹.

Parkin and colleagues set out to establish which factors are most important to patients admitted with emergency gallstone pathology with a 41-item survey⁷. Their study highlighted that patients value long-term QoL following cholecystectomy as the most important outcome, with return to normal diet the next most important outcome. Some of the lowest-rated factors by the patients included being treated as a day case, operation duration, short-time to return to normal diet, and cosmesis. In a similar study Mak and co-workers aimed to study PROM in patients undergoing elective LC⁸. They designed a PROM questionnaire to gather information on what patients perceived to be important aspects of the surgical procedure and recovery process, their perceptions on hospital experience, and long-term outcomes. The results of their survey were in line with Parkin and colleagues. In terms of patient experience, communication skill of the surgeon and patients' involvement in decision-making were highly ranked. Regarding long-term outcomes, patients perceived QoL to be most important, whereas scar, and cosmesis were ranked as least important, except in younger females who perceived cosmesis as important. These studies are important to consider in choosing the ideal PROM tool for use in LC. Despite the availability of these studies, and the guidelines suggesting that PROMs should be used to identify long-term outcomes that are important to patients¹⁵, none of the studies identified by this systematic review selected the PROM tool in consultation with patients to choose a tool that would measure long-term outcomes that were important to the patient.

Patient-reported experience measures (PREMs) measure the patient's perception of the services provided. They are usually anonymous; however, the patient may identify themselves if

they choose⁵². PREMs are a measure of patient care, and in contrast with PROMs they do not look at patient outcomes, but the impact of the care provided on the patient's experience. PREMs can be relational, such as whether the patient felt listened to, or functional, such as, the facilities available⁵². A positive correlation has been demonstrated between the outcomes of PROMs and PREMs; patient outcomes have been shown to improve patient experiences by 10 per cent, and improved patient experiences correlate to an improvement of 3 per cent on patient outcomes in patients undergoing elective surgery⁵³. PROMs cover information belonging to categories for QoL, individual care, and community, whereas PREMs provide information on service provided, provider culture, and innovation⁵². Black and co-workers' study indicates that patients make a clear distinction between the different domains measured in PROMs and PREMs and highlights that PROMs and PREMs should be used in conjunction to gain a clear perspective on the quality of the health services provided, health outcomes, and patient experience to improve patient-centred care⁵³. The current search did not identify any studies conducted that utilized both PROMs and PREMs to measure patient outcomes following LC. Using PROMs in conjunction with PREMs may provide a holistic insight into the outcome of patients undergoing LC. The lack of studies utilizing both types of tools highlights a clear and obvious gap in the literature.

There are several limitations to the present study. The search was limited to studies published between 2011 and 2021 and this may have prevented the identification of studies validating the use of PROMs in LC. Daliya and colleagues identified six PROM validation studies. These were all published before 2011 and so were not included in the current search³⁹. This study utilized articles published only in the English language, which may have prevented the identification of some PROM tools used in LC. Four

gallstone-disease-specific PROMs have been developed⁵⁴. The present search did not identify any gallstone-specific PROMs; however, these do not seem to have gained traction in LC as they have not been utilized in the recent literature.

Studies reporting the use of PROMs in transvaginal LC patients, paediatric patients, and pregnant patients undergoing LC were not included to maintain heterogeneity in the study. The ideal choice of PROM tool for use in these groups may differ from the cohort of patients undergoing LC included here.

In terms of ease of use, minimal time burden, availability on multiple platforms, reliability, and responsiveness, and being easy to interpret, the EuroQoL EQ-5D™ has many of the desirable factors outlined in Amini's paper on facilitators and barriers for implementing PROMs in clinical care⁴⁴. It is also a long-term measure of QoL that has been identified by Parkin and Mak as one of the most important factors to patients undergoing LC^{7,8}. Diarrhoea is one symptom that has been identified in post-cholecystectomy syndrome and is a significant burden to patients^{13,45}. A modified version of the EQ-5D™ to include questions evaluating gastrointestinal symptoms may make it the most suitable of the PROM tools identified in this study for use in patients undergoing LC. This would involve using the existing EQ-5D™ as a template and adding relevant questions investigating gastrointestinal symptoms such as diarrhoea; a new scoring system would also have to be developed. The fact that this PROM tool requires modification, and the heterogeneity in selection of PROMs in studies on patients undergoing LC suggests that there is no currently available PROM that is ideal for LC. Future studies may aim to develop a new PROM specifically for use in LC. The PROM tool should be administered before and after surgery in future studies; the most important scores generated by PROMs are usually the changes from before to after an intervention¹¹. LC is a procedure that is often performed to improve QoL, so it is important to investigate whether patients are better off after the procedure³⁸. Only two-thirds of the studies included in this systematic review administered the PROM tool both before and after surgery, highlighting the variation in PROM utilization and reporting. Also indicating that trials are not adhering to the established comprehensive guidelines as described in the CONSORT PRO extension, where it is recommended that baseline PROM data should be collected and reported⁵⁵.

This study identified an array of PROMs that have been used after LC. PROMs are currently infrequently measured and may not capture all outcomes but should be incorporated into future biliary and cholecystectomy research. EuroQoL EQ-5D™ provides a simple platform for the modern digital era.

Funding

This project was supported by the European Union's INTERREG VA Programme, managed by the Special EU Programmes Body, and Donegal Clinical and Research Academy and Professor William Campbell Nobel Laureate Scholarship.

Disclosure. M.S. has acted as an educational consultant with Smith and Nephew, 3M and Novus Scientific. The authors declare no other conflict of interest.

Supplementary material

Supplementary material is available at *BJS Open* online.

Data availability

All supporting data are included within the main article and its supplementary files.

References

1. Jones MW, Guay E, Deppen JG. Open cholecystectomy. In: *StatPearls*. Treasure Island, Florida: StatPearls Publishing, 2021
2. Kamarajah SK, Karri S, Bundred JR, Evans RPT, Lin A, Kew T et al. Perioperative outcomes after laparoscopic cholecystectomy in elderly patients: a systematic review and meta-analysis. *Surg Endosc* 2020;**34**:4727–4740
3. Teixeira UF, Goldoni MB, Machry MC, Ceccon PN, Fontes PRO, Waechter FL. Ambulatory laparoscopic cholecystectomy is safe and effective: a Brazilian single-center experience. *Arquivos de Gastroenterologia* 2016;**53**:103–107
4. Alexander HC, Bartlett AS, Wells CI, Hannam JA, Moore MR, Poole GH et al. Reporting of complications after laparoscopic cholecystectomy: a systematic review. *HPB* 2018;**20**:786–794
5. Blythe J, Herrmann E, Faust D, Falk S, Edwards-Lehr T, Stockhausen F et al. Acute cholecystitis – a cohort study in a real-world clinical setting (REWO study, NCT02796443). *Pragmat Obs Res* 2018;**9**:69–75
6. To KB, Cherry-Bukowiec JR, Englesbe MJ, Terjimanian MN, Shijie C, Campbell DA et al. Emergent versus elective cholecystectomy: conversion rates and outcomes. *Surg Infect* 2013;**14**:512–519
7. Parkin E, Stott M, Brockbank J, Galloway S, Welch I, Macdonald A. Patient-reported outcomes for acute gallstone pathology. *World J Surg* 2017b;**41**:1234–1238
8. Mak MH, Chew WL, Junnarkar SP, Woon WW, Low JK, Huey TC et al. Patient-reported outcomes in elective laparoscopic cholecystectomy. *Ann Hepatobiliary Pancreat Surg* 2019;**23**:20–33
9. NICE. *Research Recommendations. Gallstone Disease: Diagnosis and Management. Guidance*. <https://www.nice.org.uk/guidance/cg188/chapter/2-Research-recommendations> (accessed 26 October 2021)
10. Alexander HC, Nguyen CH, Moore MR, Bartlett AS, Hannam JA, Poole GH et al. Measurement of patient-reported outcomes after laparoscopic cholecystectomy: a systematic review. *Surg Endosc* 2019;**33**:2061–2071
11. Wanjura V, Sandblom G. How do quality-of-life and gastrointestinal symptoms differ between post-cholecystectomy patients and the background population? *World J Surg* 2016;**40**: 81–88
12. Gibbons E, Black N, Fallowfield L, Newhouse R, Fitzpatrick R. Patient-reported outcome measures and the evaluation of services. In challenges, solutions and future directions in the evaluation of service innovations in health care and public health. *NIHR J Lib* 2016;**4**:55–68
13. Lamberts MP, Lugtenberg M, Rovers MM, Roukema AJ, Drenth JP, Westert GP et al. Persistent and de novo symptoms after cholecystectomy: a systematic review of cholecystectomy effectiveness. *Surg Endosc* 2013;**27**:709–718
14. Mou D, Sisodia RC, Castillo-Angeles M, Ladin K, Bergmark RW, Pusic AL et al. The surgeon's perceived value of patient-reported outcome measures (PROMs): an exploratory qualitative study of 5 different surgical subspecialties. *Ann Surg* 2020;**275**:500–505
15. Kyte D, Ives J, Draper H, Calvert M. Current practices in patient-reported outcome (PRO) data collection in clinical trials: a cross-sectional survey of UK trial staff and management. *BMJ Open* 2016;**6**:10

16. Slim K, Nini E, Forestier D, Kwiatkowski F, Panis Y, Chipponi J. Methodological index for non-randomized studies (MINORS): development and validation of a new instrument. *ANZ J Surg* 2003;**73**:712–716
17. Higgins JP, Altman DG, Gøtzsche PC, Jüni P, Moher D, Oxman AD et al. The Cochrane collaboration's tool for assessing risk of bias in randomised trials. *BMJ* 2011;**343**:d5928
18. Han IW, Lee HK, Park DJ, Choi YS, Lee SE, Kim H et al. Long-term patient-reported outcomes following laparoscopic cholecystectomy: a prospective multicenter observational study. *Medicine (Baltimore)* 2020;**99**:e21683
19. Lee H-H, Chiu C-C, Lee K-T, Wang J-J, Lin J-J, Chao C-M et al. Do preoperative depressive symptoms predict quality of life after laparoscopic cholecystectomy: a longitudinal prospective study. *PLoS ONE* 2018;**13**:e0202266
20. Arezzo A, Passera R, Bullano A, Mintz Y, Kedar A, Boni L et al. Multi-port versus single-port cholecystectomy: results of a multi-centre, randomised controlled trial (MUSIC trial). *Surg Endosc* 2017;**31**:2872–2880
21. Wennmacker SZ, Dijkgraaf MGW, Westert GP, Drenth JPH, van Laarhoven CJHM, de Reuver PR. Persistent abdominal pain after laparoscopic cholecystectomy is associated with increased healthcare consumption and sick leave. *Surgery* 2018;**163**:661–666
22. Saad S, Strassel V, Sauerland S. Randomized clinical trial of single-port, minilaparoscopic and conventional laparoscopic cholecystectomy. *Br J Surg* 2013;**100**:339–349
23. Kirk G, Kennedy R, McKie L, Diamond T, Clements B. Preoperative symptoms of irritable bowel syndrome predict poor outcome after laparoscopic cholecystectomy. *Surg Endosc* 2011;**25**:3379–3384
24. Cinar H, Topgul K, Malazgirt Z, Yuruker S, Buyukakincak S, Kesicioglu T et al. Early results of single-incision laparoscopic cholecystectomy in comparison with the conventional: does it have any impact on quality of life? *Ann Med Surg (Lond)* 2018;**32**:1–5
25. Ito E, Takai A, Imai Y, Otani H, Onishi Y, Yamamoto Y et al. Quality of life after single-incision laparoscopic cholecystectomy: a randomized, clinical trial. *Surgery* 2019;**165**:353–359
26. Lurje G, Raptis DA, Steinemann DC, Amygdalos I, Kambakamba P, Petrowsky H et al. Cosmesis and body image in patients undergoing single-port versus conventional laparoscopic cholecystectomy: a multicenter double-blinded randomized controlled trial (SPOCC-trial). *Ann Surg* 2015;**262**:728–735
27. Lirici MM, Califano AD, Angelini P, Corcione F. Laparo-endoscopic single site cholecystectomy versus standard laparoscopic cholecystectomy: results of a pilot randomized trial. *Am J Surg* 2011;**202**:45–52
28. Ma J, Cassera MA, Spaun GO, Hammill CW, Hansen PD, Aliabadi-Wahle S. Randomized controlled trial comparing single-port laparoscopic cholecystectomy and four-port laparoscopic cholecystectomy. *Ann Surg* 2011;**254**:22–27
29. Agathis AZ, Aalberg JJ, Garvey A, Divino CM. Assessing long term quality of life in geriatric patients after elective laparoscopic cholecystectomy. *Am J Surg* 2020;**219**:1039–1044
30. Kudsi OY, Castellanos A, Kaza S, McCarty J, Dickens E, Martin D et al. Cosmesis, patient satisfaction, and quality of life after da Vinci single-site cholecystectomy and multiport laparoscopic cholecystectomy: short-term results from a prospective, multicenter, randomized, controlled trial. *Surg Endosc* 2017;**31**:3242–3250
31. Bucher P, Pugin F, Buchs NC, Ostermann S, Morel P. Randomized clinical trial of laparoendoscopic single-site versus conventional laparoscopic cholecystectomy. *J Br Surg* 2011;**98**:1695–1702
32. Krishna A, Bansal VK, Gupta S, Misra MC. Prospective randomized controlled study to compare the outcome of standard 4-port laparoscopic cholecystectomy with single-incision laparoscopic cholecystectomy in patients with gallstone disease. *Indian J Surg* 2020;**82**:616–624
33. Krivokapić ŽL, Stojanovic G, Terzic N, Jovcic L, Miljanovic G, Bojovic J et al. Quality of life in patients early after surgery. *Vojnosanit Preg* 2018;**75**:558–563
34. Zapf M, Denham W, Barrera E, Butt Z, Carbray J, Wang C et al. Patient-centered outcomes after laparoscopic cholecystectomy. *Surg Endosc* 2013;**27**:4491–4498
35. Leung D, Yetasook AK, Carbray J, Butt Z, Hoeger Y, Denham W et al. Single-incision surgery has higher cost with equivalent pain and quality-of-life scores compared with multiple-incision laparoscopic cholecystectomy: a prospective randomized blinded comparison. *J Am Coll Surg* 2012;**215**:702–708
36. Rosenmüller MH, Thorén Örnberg M, Myrnäs T, Lundberg O, Nilsson E, Haapamäki MM et al. Expertise-based randomized clinical trial of laparoscopic versus small-incision open cholecystectomy. *J Br Surg* 2013;**100**:886–894
37. Abd Ellatif ME, Askar WA, Abbas AE, Noaman N, Negm A, El-Morsy G et al. Quality-of-life measures after single-access versus conventional laparoscopic cholecystectomy: a prospective randomized study. *Surg Endosc* 2013;**27**:1896–1906
38. Bingener J, Skaran P, McConico A, Novotny P, Wettstein P, Sletten DM et al. A double-blinded randomized trial to compare the effectiveness of minimally invasive procedures using patient-reported outcomes. *J Am Coll Surg* 2015;**221**:111–121
39. Mueck KM, Cherla DV, Taylor A, Ko TC, Liang MK, Kao LS. Randomized controlled trials evaluating patient-reported outcomes after cholecystectomy: a systematic review. *J Am Coll Surg* 2018;**226**:183–193
40. Daliya P, Gemmill EH, Lobo DN, Parsons SL. A systematic review of patient-reported outcome measures (PROMs) and quality of life reporting in patients undergoing laparoscopic cholecystectomy. *Hepatobiliary Surg Nutr* 2019;**8**:228–245
41. Zhang N, Wu G, Zhou Y, Liao Z, Guo J, Liu Y et al. Use of enhanced recovery after surgery (ERAS) in laparoscopic cholecystectomy (LC) combined with laparoscopic common bile duct exploration (LCBDE): a cohort study. *Med Sci Monitor* 2020;**26**:e924946
42. EuroQoL. EQ-5D Instruments. <https://euroqol.org/eq-5d-instruments/> (accessed 12 August 2021)
43. World Health Organization. WHOQoL: Measuring Quality of Life. <https://www.who.int/publications/i/item/WHO-HIS-HSI-Rev.2012.03> (accessed 12 August 2021)
44. Amini M, Oemrawsingh A, Verweij LM, Lingsma HF, Hazelzet JA, Eijkenaar F et al. Facilitators and barriers for implementing patient-reported outcome measures in clinical care: an academic center's initial experience. *Health Policy* 2021;**125**:1247–1255
45. RAND. RAND Corporation Provides Objective Research Services and Public Policy Analysis. <https://www.rand.org> (accessed 13 August 2021)
46. Del Grande LdM, Leme LFP, Marques FP, Ramos AT, Ramos PT, Souza FAd. Prevalence and predictors of changes in bowel habits after laparoscopic cholecystectomy. *Arq Bras Cir Dig* 2017;**30**:3–6
47. Vigneswaran Y, Gitelis ME, Lapin B, Wang E, Butt Z, Carbray JM et al. The surgical outcomes measurement system is a superior measure of patient-centered outcomes after hernia repair. *J Am Coll Surg* 2015;**221**:S79

48. Healthmeasures. Obtain & Administer Measures. <https://www.healthmeasures.net/explore-measurement-systems/promis/obtain-administer-measures> (accessed 13 August 2021)
49. CODE Technology. *PROMIS Global-10. Patient-Reported Outcome Measure*. CODE Technology. *We Collect Patient Reported Outcomes*. <https://www.codetechnology.com/promis-global-10/> (accessed 13 August 2021)
50. Bitik B, Tufan A, Mercan R, Tezcan M, Kaya A, Ozturk M et al. AB0635 Gastrointestinal quality of life index (GIQLI) in patients with primary Sjogren's syndrome. *Ann Rheum Dis* 2013;**71**:675.3–675
51. Cella D, Hahn EA, Jensen SE, Butt Z, Nowinski CJ, Rothrock N et al. *Patient-Reported Outcomes in Performance Measurement*. Research Triangle Park, North Carolina: RTI Press, 2015
52. Benson T. Measure what we want: a taxonomy of short generic person-reported outcome and experience measures (PROMs and PREMs). *BMJ Open Qual* 2020;**9**:e000789
53. Black N, Varaganum M, Hutchings A. Relationship between patient reported experience (PREMs) and patient reported outcomes (PROMs) in elective surgery. *BMJ Qual Saf* 2014;**23**:534–542
54. Cruickshank M, Newlands R, Blazeby J, Ahmed I, Bekheit M, Brazzelli M et al. Identification and categorisation of relevant outcomes for symptomatic uncomplicated gallstone disease: in-depth analysis to inform the development of a core outcome set. *BMJ Open* 2021;**11**:e045568
55. Calvert M, Blazeby J, Altman DG, Revicki DA, Moher D, Brundage MD et al. Reporting of patient-reported outcomes in randomized trials. *JAMA* 2013;**309**:814–822