

Review

Diels-Alder Additions as Mechanistic Probes—Interception of Silyl-Isoindenes: Organometallic Derivatives of Polyphenylated Cycloheptatrienes and Related Seven-Membered Rings

Michael J. McGlinchey

School of Chemistry, University College Dublin, D04 V1W8 Belfield, Dublin 4, Ireland; michael.mcglinchey@ucd.ie

Academic Editors: Teresa Pinho e Melo and Maria Isabel L. Soares

Received: 23 September 2020; Accepted: 14 October 2020; Published: 15 October 2020



Abstract: The intermediacy of short-lived isoindenes, generated in the course of metallotropic or silatropic shifts over the indene skeleton, can be shown by Diels-Alder trapping with tetracyanoethylene, leading to the complete elucidation of the dynamic behaviour of a series of polyindenylsilanes. Cyclopentadienones, bearing ferrocenyl and multiple phenyl or naphthyl substituents undergo [4 + 2] cycloadditions with diaryl acetylenes or triphenylcyclopropene to form the corresponding polyarylbenzenes or cycloheptatrienes. The heptaphenyltropylium cation, $[C_7Ph_7^+]$, was shown to adopt a nonplanar shallow boat conformation. In contrast, the attempted Diels-Alder reaction of tetracyclone and phenethynylfluorene yielded electroluminescent tetracenes. Finally, benzyne addition to 9-(2-indenyl)anthracene, and subsequent incorporation of a range of organometallic fragments, led to development of an organometallic molecular brake.

Keywords: isoindenes; tetracyanoethylene; ferrocenylhexaphenylcycloheptatriene; tropylium ions; hexanaphthylbenzene; X-ray crystallography; organometallic molecular brake

1. Introduction

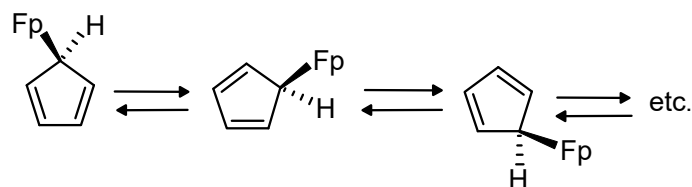
While Diels-Alder cycloadditions have been the cornerstone of much elegant natural product chemistry, as in the first total synthesis of a steroid (cortisone by Woodward [1]) or in the preparation of molecules having unprecedented symmetry such as cubane by Eaton [2], triquinacene by Paquette [3], and cubic graphite by Pascal [4], or exhibiting novel materials properties as in Mullen's superacenes [5], they can also play a role in the elucidation of reaction mechanisms. Herein, we discuss the use of Diels-Alder reactions to trap proposed short-lived intermediates, to provide convenient high yield routes to sterically crowded organic and organometallic molecules and, even when they do not proceed as anticipated, to lead to unexpected novel products.

2. Diels-Alder Trapping of Isoindenes

2.1. Metallotropic Shifts

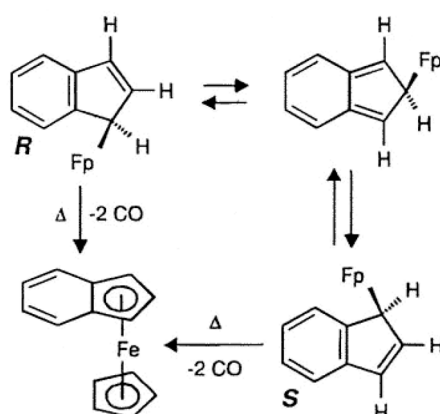
In the first example, we consider one of the now classic studies of fluxional behaviour in organometallic chemistry. The preparation of bis(cyclopentadienyl)dicarbonyliron, $(C_5H_5)_2Fe(CO)_2$, raised a fascinating mechanistic observation: X-ray crystallography revealed that while one of the cyclopentadienyl rings was η^5 -bonded, in the other ring only a single carbon was attached to the iron atom. Moreover, although this latter fragment exhibited 1H NMR signals in the ratio 1:2:2 at low

temperature, these peaks coalesced as the temperature was raised [6]. It was eventually established that the $(\eta^5\text{-C}_5\text{H}_5)\text{Fe}(\text{CO})_2$ (Fp) moiety was undergoing a series of [1,2] migrations (subsequently reformulated in Woodward-Hoffmann terms as [1,5]-suprafacial sigmatropic shifts), as shown in Scheme 1.



Scheme 1. Metallotropic shifts around a cyclopentadiene ring, where Fp = $(\text{C}_5\text{H}_5)\text{Fe}(\text{CO})_2$.

However, when one ligand was replaced by an indenyl substituent, as in Scheme 2, a potential problem arose. If such a [1,5] shift were to occur, this would involve the intermediacy of an isoindene with partial disruption of aromaticity and, presumably, a substantially increased barrier to migration. This question is not resolvable by simply raising the temperature to monitor peak coalescence between the H(1) and H(3) sites because, already at 70 °C, there is evident decomposition with loss of the carbonyl ligands and formation of benzoferrrocene [7,8].



Scheme 2. Consecutive [1,5] metallotropic shifts leading to interconversion of enantiomers.

We chose to reinvestigate this system taking advantage of the development of the 2D EXSY NMR technique that facilitates the observation of chemical exchange processes without the need to raise the temperature such that line broadening is evident. This approach is ideal for temperature-sensitive molecules in which the barrier to exchange is high. The spectrum shown in Figure 1 clearly reveals exchange of the sp^3 -bonded and sp^2 -bonded protons—H(1) and H(3), respectively, and the barrier was evaluated as $\sim 85 \text{ kJ mol}^{-1}$ [9], markedly higher than the 45 kJ mol^{-1} value previously found for migration round the cyclopentadienyl ring in $(\eta^5\text{-C}_5\text{H}_5)\text{Fe}(\text{CO})_2(\eta^1\text{-C}_5\text{H}_5)$.

Conclusive evidence for the intermediacy of the isoindene was provided by its reaction with tetracyanoethylene (TCNE) at room temperature to form the Diels-Alder adduct, **1**, that was unambiguously characterised by X-ray crystallography (Figure 1) [9], even though it had been suggested that the absence of an available diene unit would render the system incapable of participating in a [4 + 2] cycloaddition [10].

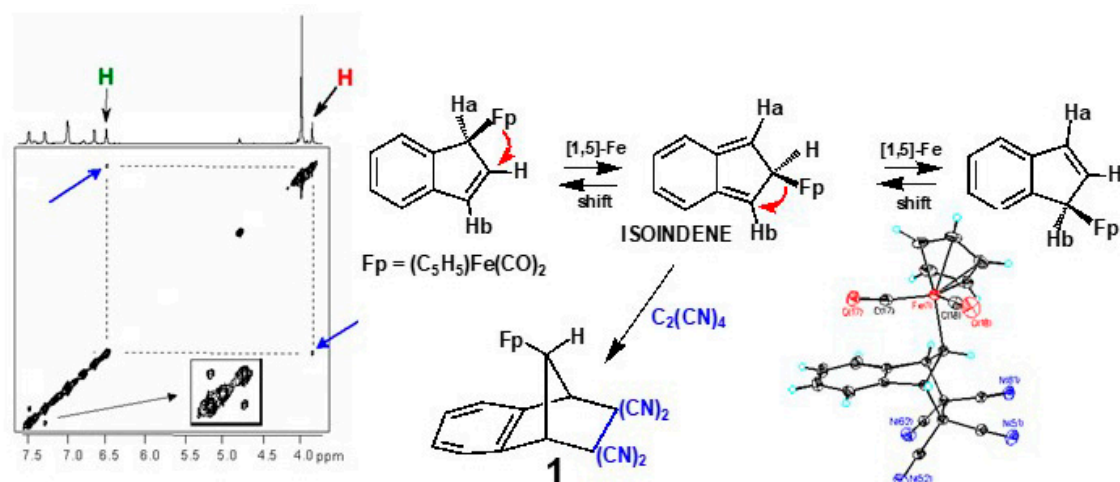


Figure 1. (Left) 500 MHz 2D EXSY NMR spectrum showing exchange between **Ha** and **Hb** in $(\eta^5\text{-C}_5\text{H}_5)(\text{CO})_2\text{Fe}(\eta^1\text{-C}_9\text{H}_7)$ at 45 °C, and (right) molecular structure of **1**, the Diels-Alder adduct of tetracyanoethylene (TCNE) to the isoindene intermediate.

2.2. Silatropic Shifts

In closely related systems, the [1,5]-migration of a trimethylsilyl (germyl or stannyl) substituent around the indenyl ring was investigated, and the intermediate isoindenes were trapped by Diels-Alder reaction with maleic anhydride or TCNE [11–14], as depicted in Figure 2.

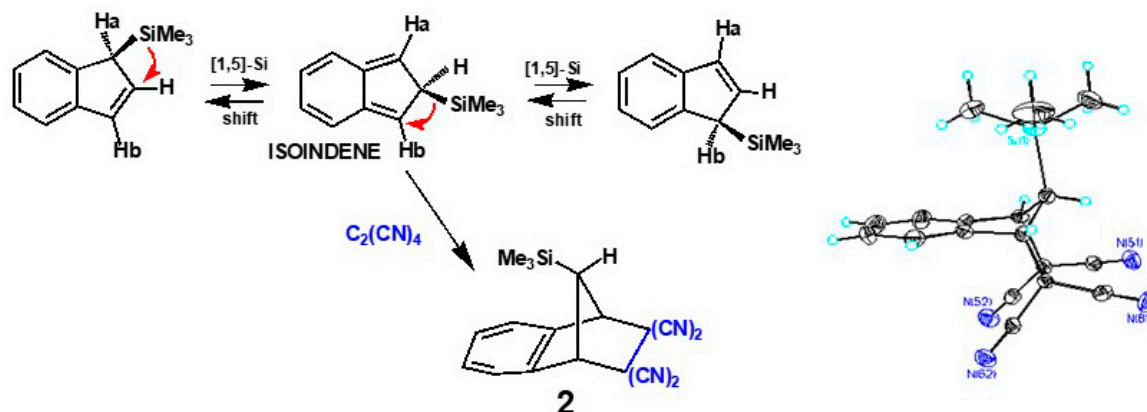


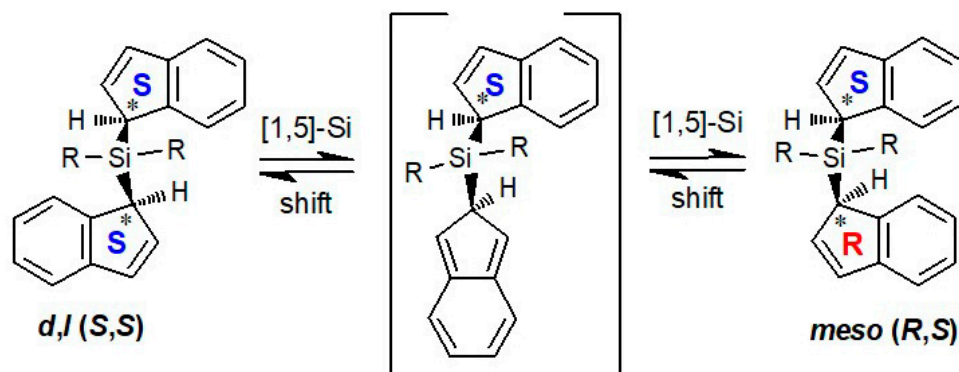
Figure 2. Molecular structure of **2**, the Diels-Alder adduct of TCNE to the isoindene intermediate derived from 1-trimethylsilylindene.

In bis(indenyl)dimethylsilane, interconversion of the meso and dl isomers was monitored by following the NMR behaviour of the methyl groups (Scheme 3). In the mirror-symmetric meso isomer they are nonequivalent, whereas in the dl case the C_2 symmetry renders the methyls equivalent. Again, the intermediate isoindene was trapped as its Diels-Alder TCNE adduct [15].

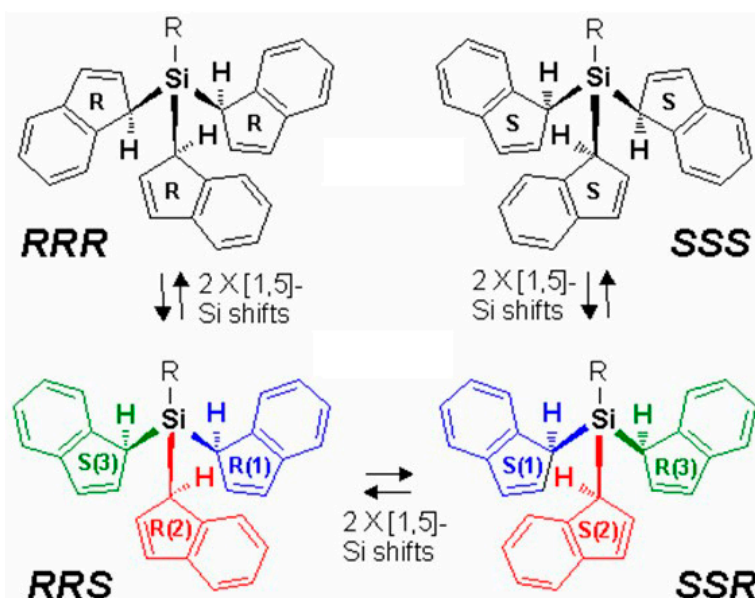
This work has been extended to bis-, tris- and tetrakis-indenyl systems [16,17]. A particularly dramatic case is tris(indenyl)methylsilane, **3**, which gives rise to *RRR*, *RRS*, *RSS* and *SSS* isomers in a 1:3:3:1 ratio, where the *R* and *S* labels refer to the absolute configuration of C(1) in each indenyl ring, as shown in Scheme 4.

A combination of ^1H - ^1H COSY, ^1H - ^{13}C and ^1H - ^{29}Si shift-correlated NMR data revealed the unequivocal assignment of the proton and carbon-13 nuclei in all the different indenyl ring environments, and 1D-selective inversion and 2D-EXSY spectra allowed the elucidation of their molecular dynamics [17]. As depicted in Figure 3, the exchange pathways between indenyl sites in **3** can be mapped onto a cube (for the eight different indenyl ring environments), and a hypercube

(for the exchange of ^1H in sp^2 and sp^3 environments) and again involve successive [1,5]-suprafacial sigmatropic shifts via isoindene intermediates. Gratifyingly, several triple Diels-Alder TCNE adducts, **4**, have been isolated and fully characterized by X-ray crystallography [18,19].



Scheme 3. Interconversion of diastereomers of bis(indenyl)dimethylsilane.



Scheme 4. Interconversions of the eight different indenyl ring environments of tris(indenyl)methylsilane, **3**. The configurational inversion of a single indenyl ring requires two [1,5]-suprafacial sigmatropic shifts [17].

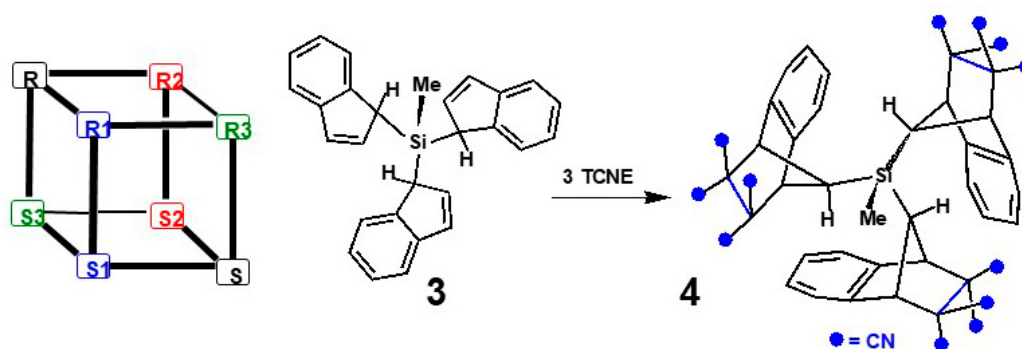


Figure 3. (Left) The cube representing exchange between eight different indenyl environments in **3**, and (right) the product of triple Diels-Alder addition of TCNE to tris(indenyl)methylsilane, **4**.

Comparison of silyl migrations across a series of benzo- and dibenzo-indenes revealed a diminution of the barrier whereby the additional benzo rings enhanced the aromatic character of the intermediate isoindenes. Typically, calculations at the unrestricted Hartree-Fock level yielded a barrier of 109 kJ mol^{-1} for trimethylsilylindene, 100 kJ mol^{-1} for the angular benzindene and 90 kJ mol^{-1} for the dibenzindene (trimethylsilylcyclopenta[*l*]phenanthrene). As before, all the isoindenes underwent ready Diels-Alder addition with TCNE. Evidently, additional benzo rings stabilise the isoindene. Indeed, in the dibenzindene the intermediate lies only 9 kJ mol^{-1} above the ground state. Gratifyingly, the experimentally determined migration barriers correlate well with the theoretical predictions [20–22], as listed in Figure 4.

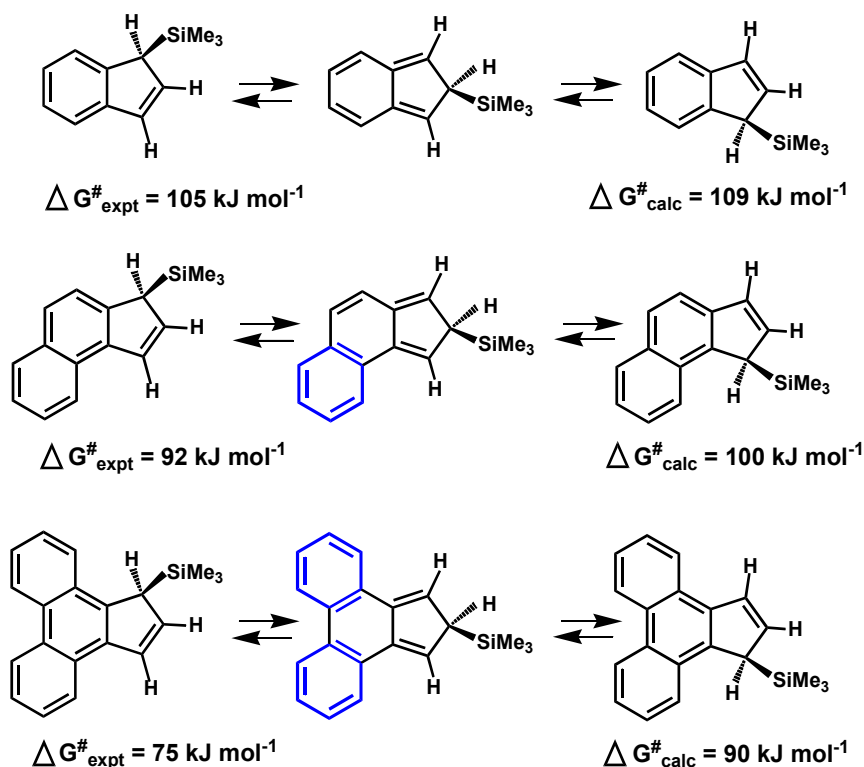


Figure 4. Calculated and experimental barriers to silyl migrations in a series of benzindenes.

This latter result provides an ideal rationale for the observation that, when cyclopenta[*l*]phenanthrene was heated at reflux in dibutyl ether, the product (85% yield) was the dimer, **5**, shown in Figure 5 [23]. Its structure was established initially via a beautifully resolved ^1H - ^1H -COSY NMR spectrum, together with other 2D NMR data, and subsequently by X-ray crystallography as the Diels-Alder adduct of the starting material with its own isoindene—a striking demonstration of the stabilising effect of the additional benzo rings!

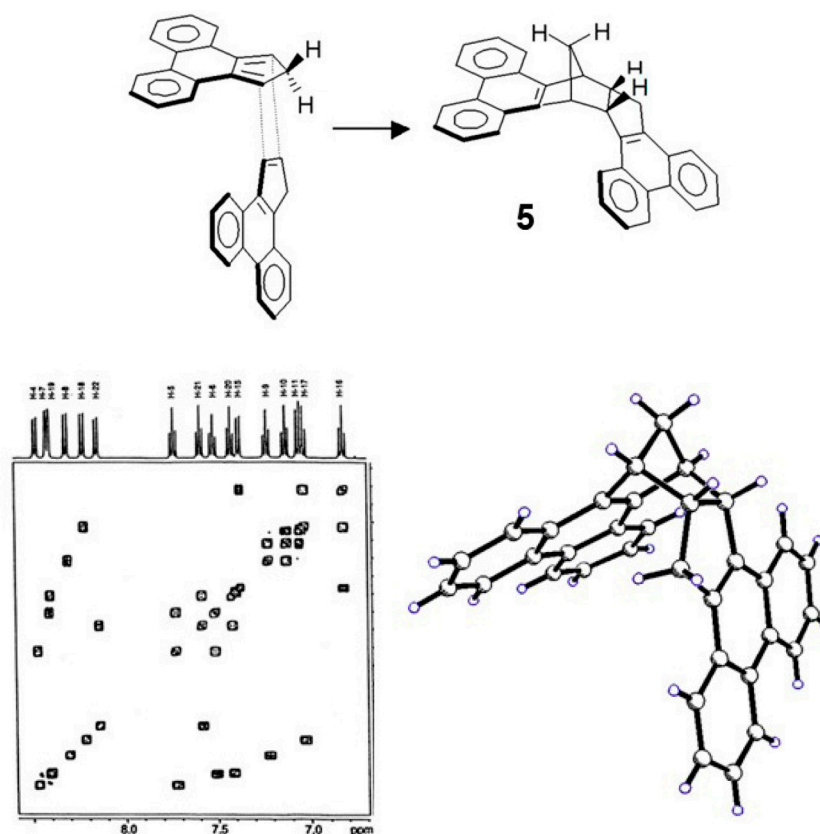


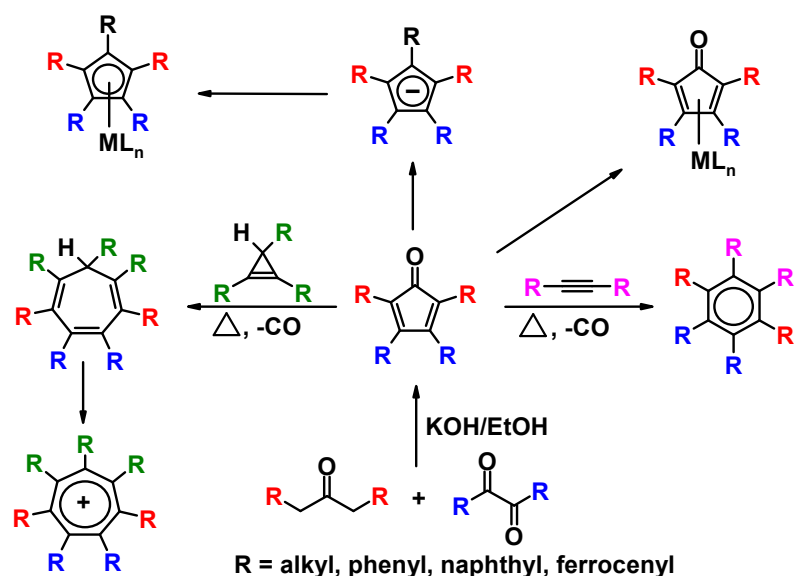
Figure 5. 500 MHz ^1H - ^1H COSY NMR spectrum in the aromatic region, and molecular structure, of the Diels-Alder dimer formed by reaction of cyclopenta[1]phenanthrene with its own isoindene [23]. Figure 5 is reprinted with permission of the American Chemical Society.

3. Diels-Alder Cycloadditions of Alkynes or Triphenylcyclopropene to Cyclopentadienones

3.1. Geometric Factors in $C_n\text{Ph}_n$ Ring Systems

In the solid state, ligands or complexes possessing a cyclic array of $C_n\text{Ph}_n$ moieties adopt propeller-type arrangements such that the external rings make a dihedral angle, θ , with the plane of the central ring. Such a geometry provides a compromise between the coplanar arrangement, $\theta = 0^\circ$, which maximises orbital overlap but may introduce steric strain, and the orthogonal rotamer, $\theta = 90^\circ$, that minimises steric interactions but disrupts π conjugation. Furthermore, in the series $C_n\text{Ph}_n$, where $n = 3-7$, the angle subtended at the centre of the internal ring by the adjacent phenyls ($\omega = 360^\circ/n$) decreases from 120° , 90° , 72° , 60° to 51.4° , respectively. However, although increasing the ring size lengthens the radial distance of the external phenyls from the centre of the molecule, this is more than compensated for by the diminishing value of ω . Overall, the net result of increasing the ring size is to place the phenyls in a more restricted locale [24].

Cyclopentadienones are versatile precursors to organic and organometallic derivatives of five, six and seven-membered rings, as exemplified in Scheme 5. Typically, reactions of tetraarylcyclopentadienones and alkynes provide convenient routes to multifunctionalised arenes and their organometallic derivatives, in particular those bearing several sterically demanding substituents. The syntheses and molecular dynamics of such systems have been reviewed [24].



Scheme 5. Cyclopentadienones as precursors to five, six and seven-membered ring systems.

Ions or molecules of the type $[C_nAr_n]^{x\pm}$ continue to attract attention, not only for their relevance to the Hückel $4n + 2$ rule, but also as ligands bonded to organometallic fragments. Thus, $[C_3Ph_3^+]$, $[C_4Ph_4^{2-}]$, $[C_5Ph_5^-]$, C_6Ph_6 and $[C_7Ph_7^+]$ would be expected to exist as stable species. Indeed, those where n ranges from 2 to 6, have all been characterised crystallographically as free ligands or as metal complexes. However, the structure of the $[C_7Ph_7^+]$ motif remained a challenge for almost four decades after its initial preparation.

3.2. Syntheses and Structures of Heptaarylcycloheptatrienes

The first synthesis of heptaphenylcycloheptatriene, **6**, was reported by Battiste in 1961 from the Diels-Alder cycloaddition of 1,2,3-triphenylcyclopropene to tetracyclone (tetraphenyl-cyclopentadienone) in refluxing xylene [25,26]. Reaction with bromine in CCl_4 furnished the bright red salt $[C_7Ph_7^+]Br^-$. The yellow-orange tribromide, $[Br_3^-]$ and tetrafluoroborate salts were also prepared. Subsequently, the corresponding heptaphenylcycloheptatrienyl anion, $[C_7Ph_7^-]$ and the radical $[C_7Ph_7^\bullet]$ were characterised spectroscopically [27,28]. In the former case, the 8π electron count might have suggested a triplet ground state (analogous to 4π cyclobutadiene), but the observation of a well-defined 1H NMR spectrum and failure to detect an EPR signal indicated a singlet structure, implying a lowering of the seven-fold symmetry.

Heptaphenylcycloheptatriene prepared by the Battiste method, was formed directly with elimination of carbon monoxide when triphenylcyclopropene and tetracyclone were heated in refluxing xylene. However, when these reagents were stirred at room temperature for six days, the intermediate ketone, **7**, was obtained in 80% yield [29]. As shown in Figure 6, all three cyclopropyl phenyls in **7** are exo and, most importantly, the single hydrogen is positioned endo [29]. This is in accord with Battiste's report that, in the Diels-Alder adduct of triphenylcyclopropene and cyclopentadiene, the single hydrogen is also endo, but that assignment was based only on NMR data [30].

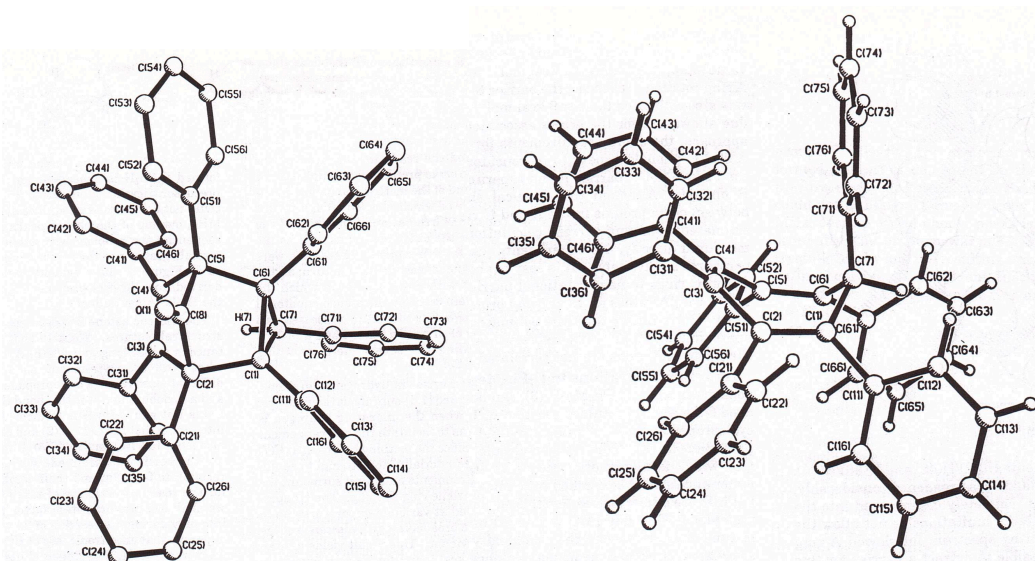


Figure 6. Molecular structures of (left) the Diels-Alder adduct of tetracyclone and triphenylcyclopropene, **7**, and (right) heptaphenylcycloheptatriene, **6** [29]. Figure 6 is reprinted with permission of the American Chemical Society.

The structure of heptaphenylcycloheptatriene also appears in Figure 6 and reveals that the unique phenyl substituent is axial and straddles the molecular mirror plane. The molecule adopts a boat conformation such that the fold angles between planes containing C(6)-C(7)-C(1) [plane 1], C(1)-C(2)-C(5)-C(6) [plane 2] and C(2)-C(3)-C(4)-C(5) [plane 3] are 55° for [plane 1/plane 2] and 35° for [plane 2/plane 3]. These may be compared with the corresponding interplanar angles in C_7H_8 , which are 36° for [plane 1/plane 2] and 40° for [plane 2/plane 3]. Thus, the conformation of the seven-membered boat in C_7Ph_7H is markedly different from that found in cycloheptatriene itself [31], especially with respect to the greater bending of the sp^3 carbon out of the C(1)-C(2)-C(5)-C(6) plane (55° v 36°).

The corresponding cycloaddition reaction of triphenylcyclopropene and 2,5-dimethyl-3,4-diphenylcyclopentadienone (which occurs as its Diels-Alder dimer, and must therefore be cracked before use) yielded the expected cycloheptatriene $C_7Ph_5Me_2H$, **8**. However, the complexity of the 1H and ^{13}C NMR spectra, in particular the nonequivalence of the methyl groups in both regimes, revealed that the product cannot be the anticipated symmetrical isomer **8A**, shown in Figure 7. Moreover, the singlet character of both methyl signals in the 1H spectrum eliminates **8C** and leaves **8B** and **8D** as the only viable candidates. The identification of the product as **8B** was determined by a combination of 2D and nOe experiments [29].

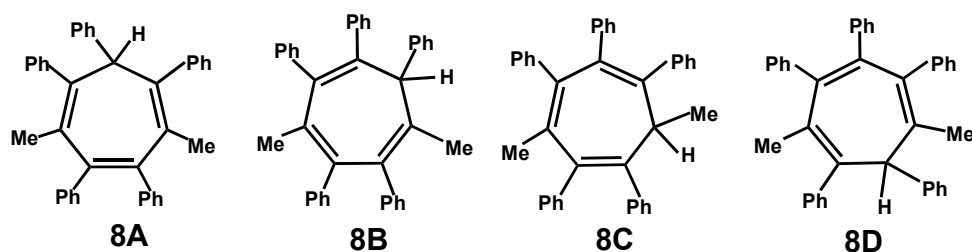


Figure 7. The four possible isomers of **8**, arising from [1,5]-hydrogen shifts upon ring-opening of the Diels-Alder adduct of triphenylcyclopropene and 2,5-dimethyl-3,4-diphenylcyclopentadienone.

Similarly, the reaction of triphenylcyclopropene and 2,5-diphenyl-3,4-di(*p*-tolyl)-cyclopentadienone proceeded with elimination of CO and furnished a mixture giving rise to seven equally intense 1H

NMR methyl resonances, attributable to the four isomers A through D in the ratio 1:2:2:2, as shown in Figure 8.

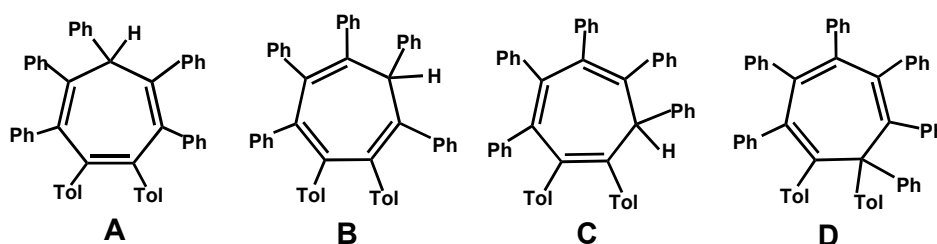
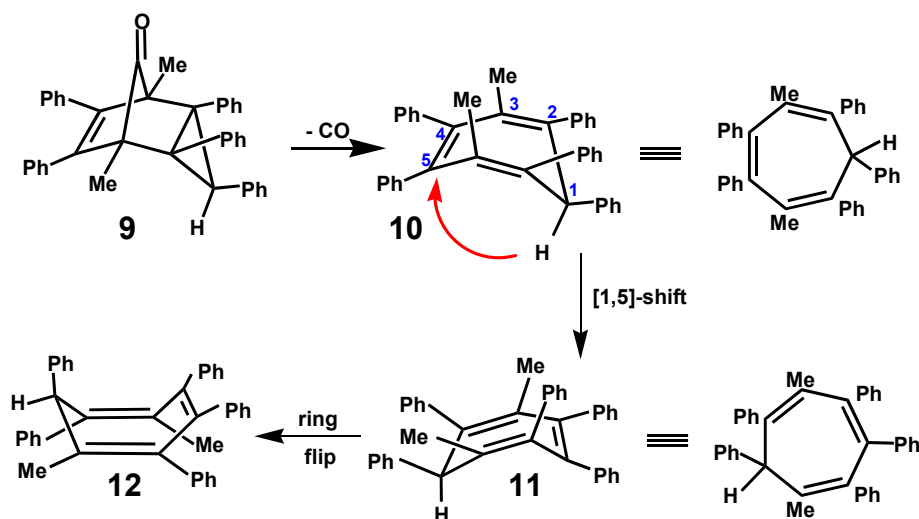


Figure 8. The four isomers (A–D) arising from [1,5]-hydrogen shifts upon ring-opening of the Diels-Alder adduct of triphenylcyclopropene and 2,5-diphenyl-3,4-di-(*p*-tolyl)cyclopentadienone.

Evidently, such molecules must arise via hydrogen migrations, but the symmetry-allowed [1,5]-suprafacial sigmatropic shift can only occur when the migrating hydrogen is positioned axially to facilitate the rearrangement shown in Scheme 6. Apparently, after cheletropic elimination of CO and opening of the three-membered ring in **9**, the conformation of the newly generated heptaphenylcycloheptatriene, **10**, must be sufficiently long-lived to allow rapid [1,5] suprafacial sigmatropic shifts, as in **11**, before ring flipping to the other boat conformation, **12**, prevents any further hydrogen migrations [29].



Scheme 6. [1,5]-Hydrogen shifts in hepta-arylcycloheptatrienes.

3.3. The Heptaphenyltropylium Cation

As noted above, in 1961 Battiste prepared salts of the heptaphenyltropylium cation with bromide, tribromide and tetrafluoroborate counterions [26]. With the aim of extending the C_nPh_n series to include $[C_7Ph_7^+]$, we acquired numerous X-ray data sets on crystals of the bromide and tetrafluoroborate salts but, despite the determined efforts of a number of crystallographers in Europe and North America, no structural data were forthcoming because of an unresolvable disorder problem. Serendipitously, however, in an NMR tube containing C_7Ph_7Br in trifluoroacetic acid, formation of crystalline red plates was observed, and the resulting data set was resolvable. In fact, the crystals were found to be $[C_7Ph_7^+][CF_3CO_2^-](CF_3CO_2H)_2$ in which the cations were arranged in hexagonally packed layers that sandwiched a network of hydrogen-bonded trifluoroacetates and trifluoroacetic acid molecules [32]. Evidently, this acid-anion network stabilises the crystalline edifice, whereas in the earlier cases the bromides or tetrafluoroborates apparently behaved merely as layers of molecular ball-bearings that lacked directionality and failed to impose order on the system.

The molecular structure of the cation, **13**, and of the crystal packing, are shown as Figures 9 and 10 and reveal that the seven-membered ring is not planar but adopts a shallow boat conformation such that the interplanar angles between C(6)-C(7)-C(1) [plane 1], C(1)-C(2)-C(5)-C(6) [plane 2], and C(2)-C(3)-C(4)-C(5) [plane 3] are 13° for [plane 1/plane 2] and 18° for [plane 2/plane 3], noticeably less bent than those found for the precursor C_7Ph_7H . The peripheral phenyls are each twisted very markedly out of the plane containing their attached central ring carbon and neighbouring ring atoms by 76° – 82° (average 80°), and may be compared to the values for dihedral angles found in C_6Ph_6 (67° – 75°) [33,34], $(\eta^5-C_5Ph_5)ML_n$ complexes ($\sim 50^\circ$) [35–37], $(\eta^4-C_4Ph_4)ML_n$ complexes (average $\sim 36^\circ$) [38,39] and for the $[C_3Ph_3^+]$ cation ($\sim 5^\circ$) [40,41].

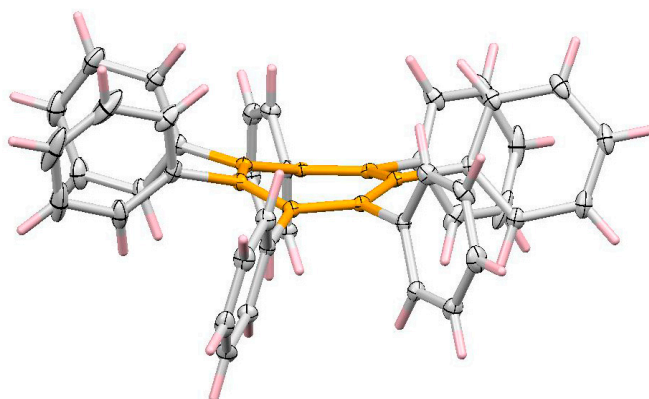


Figure 9. Molecular structure of the nonplanar heptaphenyltropylium cation, $C_7Ph_7^+$, **13**.

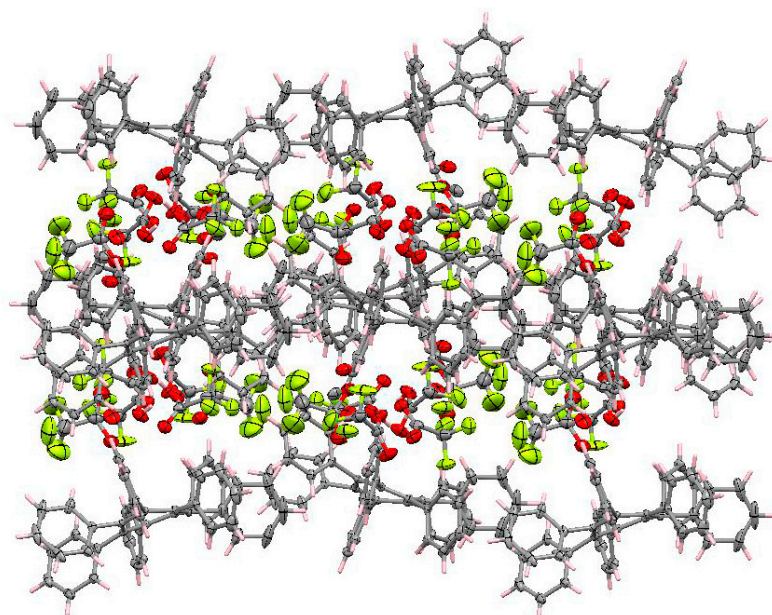
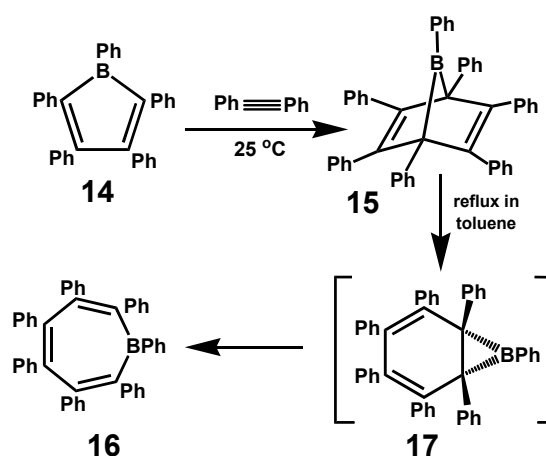


Figure 10. View of the crystal packing of $[C_7Ph_7^+][CF_3CO_2^-](CF_3CO_2H)_2$ depicting the alternating layers of cations (grey) and anions/solvates (red/yellow).

3.4. Boron and Nitrogen Analogues of Heptaphenylcycloheptatrienes

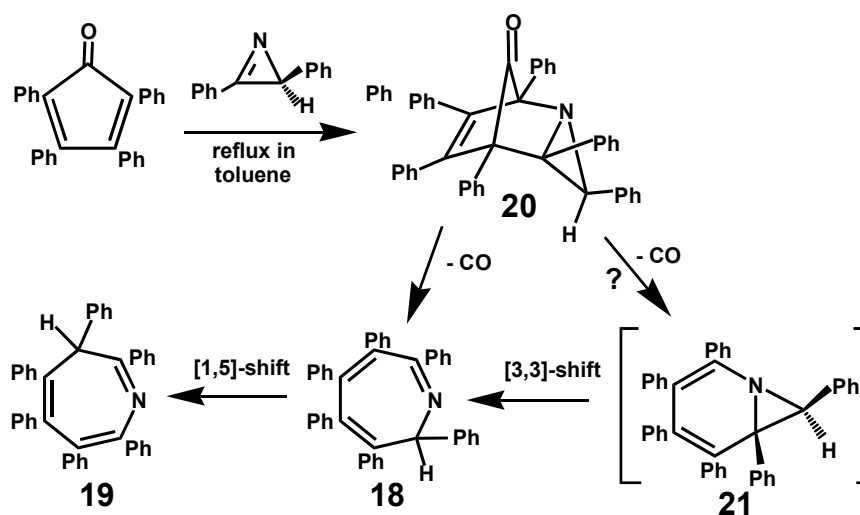
In a closely analogous system, addition of diphenylacetylene to pentaphenylborole, **14**, yielded heptaphenyl-7-borabicyclo[2.2.1]heptadiene, **15**, which, upon heating at reflux in toluene for 24 h, formed heptaphenylborepin, **16** [42]. One can envisage this proceeding via a migration of the boron to form the [4.1.0]bicyclo isomer, **17**, that undergoes disrotatory ring opening to furnish the target molecule (Scheme 7). The relationship with the isoelectronic heptaphenyltropylium ion is reflected in its electronic spectrum which exhibits peaks at 412, 276 and 245 nm (405, 283 and 258 nm in $C_7Ph_7^+$).

It would be interesting to know whether heptaphenylborepin is planar or nonplanar. However, we are unaware of any relevant X-ray structural data.



Scheme 7. Synthetic route to heptaphenylborepin, C_6BPh_7 .

By way of contrast, the reaction of tetracyclone with diphenylazirine yields initially the 2*H*-hexaphenylazepine, **18**, that subsequently undergoes a [1,5]-hydrogen shift to form the thermodynamically favoured 3*H*-hexaphenylazepine, **19**. The proposed mechanism (Scheme 8) invokes Diels-Alder addition to form the intermediate **20**, in which the hydrogen is positioned endo. Loss of CO could then either bring about ring opening directly to form 2*H*-hexaphenylazepine, or proceed via the azanorcaradiene, **21**, that undergoes disrotatory electrocyclic rearrangement. Formation of another possible isomer, the 1*H*-azepine was not observed. In some related cases, the 1-azirine was prepared in situ by thermolysis of the appropriate vinyl azide [43].

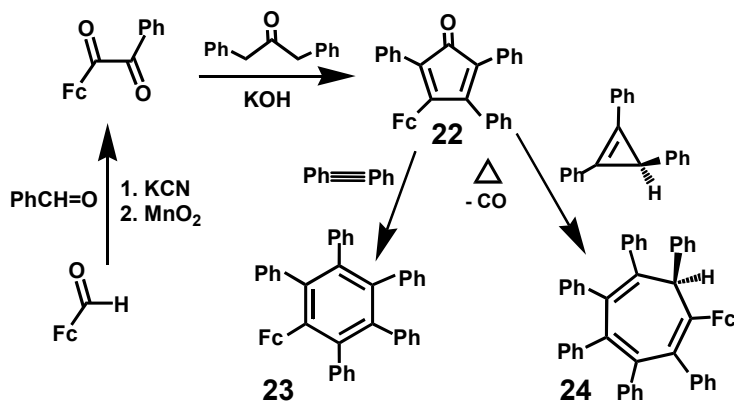


Scheme 8. Synthetic route to hexaphenylazepine, C_6NPh_7H .

3.5. Ferrocenyl-Substituted Polyaryl-Benzenes and -Cycloheptatrienes

The successful elucidation of the structure of the heptaphenyltropylium ion prompted us to consider the introduction of a ferrocenyl substituent that might enhance the stability of the potential cation $[C_7Ph_6Fc^+]$, where $Fc = (\eta^5-C_5H_4)Fe(\eta^5-C_5H_5)$. To this end, the KCN-catalysed reaction of benzaldehyde and formylferrocene yielded the benzoin $PhC(=O)-CH(OH)Fc$. It is noteworthy that only a single benzoin was formed; the other possible isomer, $FcC(=O)-CH(OH)Ph$, would require the intermediacy of a carbanion adjacent to the ferrocenyl fragment which, as is well known, preferentially

stabilises cations [44]. Oxidation of the benzoin to form the corresponding benzil, and reaction with dibenzyl ketone, furnished the required 3-ferrocenyl-2,4,5-triphenyl-cyclopentadienone, **22**. This versatile precursor reacts with diphenylacetylene to form ferrocenylpentaphenylbenzene, **23**, and also with triphenylcyclopropene to generate ferrocenylhexaphenylcycloheptatriene, **24**, (Scheme 9), both of which have been characterised by X-ray crystallography (Figure 11) [45].



Scheme 9. Synthetic routes to C_6Ph_5Fc , **23**, and C_7Ph_6FcH , **24**.

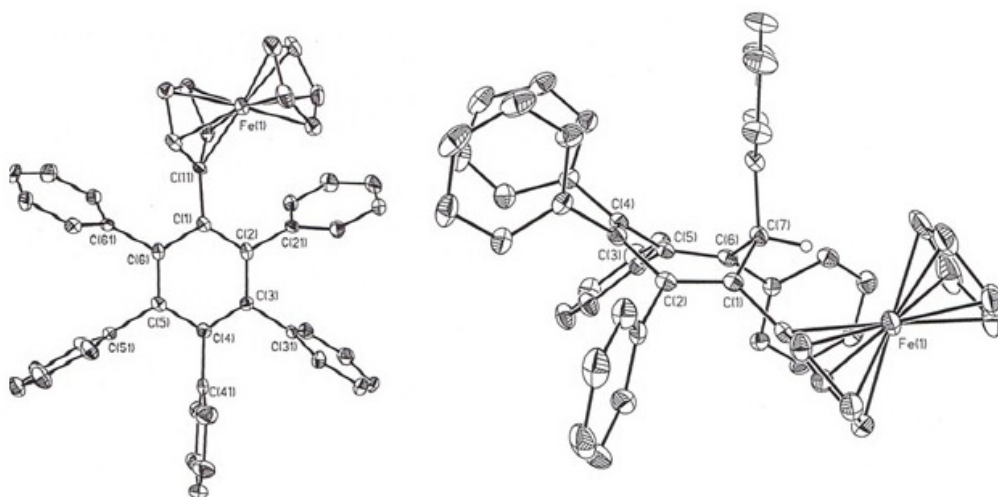


Figure 11. Molecular structures of (left) ferrocenylpentaphenylbenzene, **23**, and (right) ferrocenylhexaphenylcycloheptatriene, **24**. Figure 11 is reprinted with permission of the American Chemical Society.

A curious feature of the structure of ferrocenylpentaphenylbenzene is the orientation of the peripheral phenyls relative to the central ring. In hexaphenylbenzene, the molecule adopts a propeller conformation in which the phenyl substituents are all canted in the same direction with a twist angle of ca. 67° [33]. However, in C_6Ph_5Fc the ferrocenyl ring bonded to C(1) is oriented at 51° to the central ring, and the phenyls attached to C(2) through C(6) adopt dihedral angles of 64° , 70° , 81° , 89° and 120° (Figure 12). The net effect is to provide a series of peripheral rings each displaced slightly more than their immediately preceding neighbours. One is tempted to suggest that rotation of the ferrocenyl moiety would induce a domino effect whereby all the phenyls would turn in a synchronous fashion, but verification of such a scenario would require extensive labelling studies.

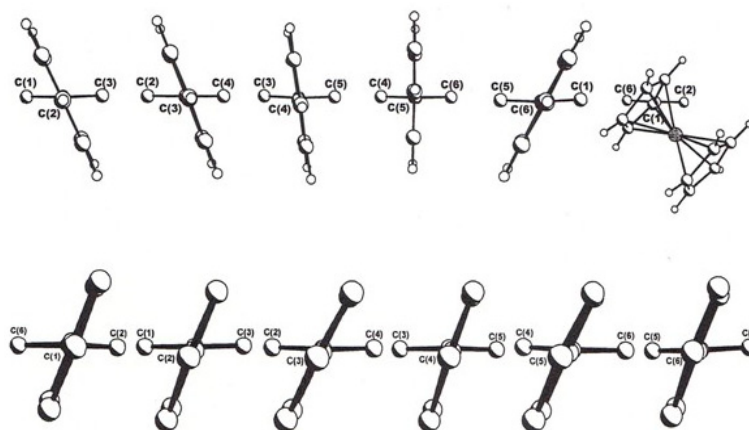
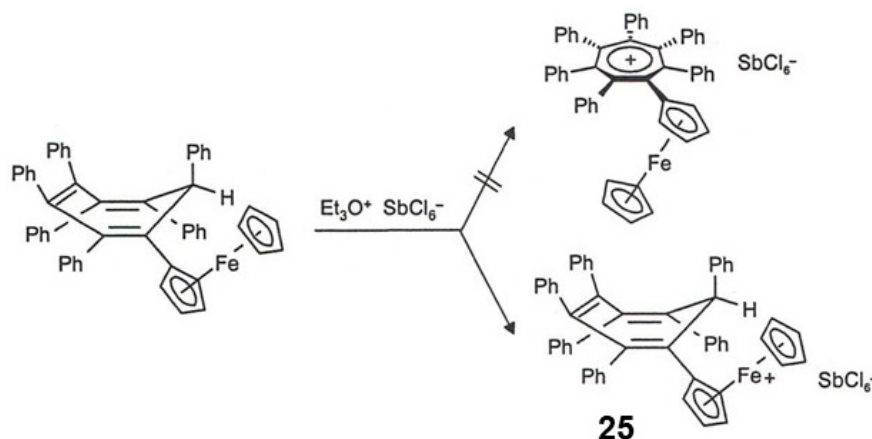


Figure 12. View along successive peripheral-ring–central-ring axes showing the sequence of peripheral phenyl torsion angles (top) in C_6Ph_5Fc and (bottom) in C_6Ph_6 .

Turning now to the structure of ferrocenylhexaphenylcycloheptatriene, **24**, the seven-membered ring adopts a boat conformation such that the fold angles between planes containing C(6)-C(7)-C(1) [plane 1], C(1)-C(2)-C(5)-C(6) [plane 2], and C(2)-C(3)-C(4)-C(5) [plane 3] are 54° for [plane 1/plane 2] and 34° for [plane 2/plane 3], similar to those seen in C_7Ph_7H . Once again, the peripheral substituents in C_7Ph_6Fch are markedly twisted out of the plane defined by their attached central ring carbon and its neighbours. These dihedral angles were found to be 56° , 82° , 81° , 68° , 55° , 132° and 142° for positions C(1) through C(7) [45]. At this point, we recall that in suitably labelled polyphenylcycloheptatrienes a series of [1,5]-hydrogen shifts generated a mixture of isomers [29]. However, despite the complexity of the 1H and ^{13}C NMR spectra of **24**, it transpired that only a single isomer was formed from the Diels-Alder cycloaddition of triphenylcyclopropene and 3-ferrocenyl-2,4,5-triphenylcyclopentadienone. The X-ray crystal structure revealed that the ferrocenyl substituent is sited in the least hindered position, at C(1) adjacent to the sp^3 -hybridised carbon of the CHPh unit. Clearly, this isomer must have arisen by a [1,5]-hydrogen migration after decarbonylation, but prior to inversion of the cycloheptatriene ring, as illustrated for the $C_7Ph_5Me_2H$ system in Scheme 6.

As noted above, one aim of the preparation of **23** was to attempt the isolation of the potential cation $[C_7Ph_6Fc^+]$. To this end, we tried to isolate the molecules in which the single hydrogen in C_7Ph_6Fch had been replaced with bromide or methoxide, but to no avail. Finally, treatment of **23** with triethyloxonium hexachloroantimonate, a known hydride abstractor, yielded deep blue crystals that were submitted for X-ray crystallographic analysis. Disappointingly, this revealed the product to be $[C_7Ph_6Fch^+][SbCl_6^-]$, **25**, the ferricenium salt of the starting material (Scheme 10). The structure of the cation closely resembles that of C_7Ph_6Fch , with only minor changes in the ferrocenyl unit, and of course the presence of the hexachloroantimonate counterion. It may be the case that the steric bulk of the ferrocenyl unit hinders the approach of the triethyloxonium reagent and, instead, an electron transfer process intervenes [45].



Scheme 10. Attempted preparation of the $[C_7Ph_6Fc^+]$ cation leads instead to oxidation of the iron.

3.6. Hexa(β -naphthyl)benzene and Ferrocenyl-penta(β -naphthyl)benzene

The analogous naphthyl-substituted systems, tetra(β -naphthyl)cyclopentadienone, **26**, and 3-ferrocenyl-2,4,5-tri(β -naphthyl)cyclopentadienone, **27**, have also been prepared and their Diels-Alder reactivity exploited [46,47]. As shown in Figure 13, tetra(β -naphthyl)cyclopentadienone and di(β -naphthyl)acetylene, **28**, undergo [4 + 2] cycloaddition and, after decarbonylation, yield hexa(β -naphthyl)benzene, **29**.

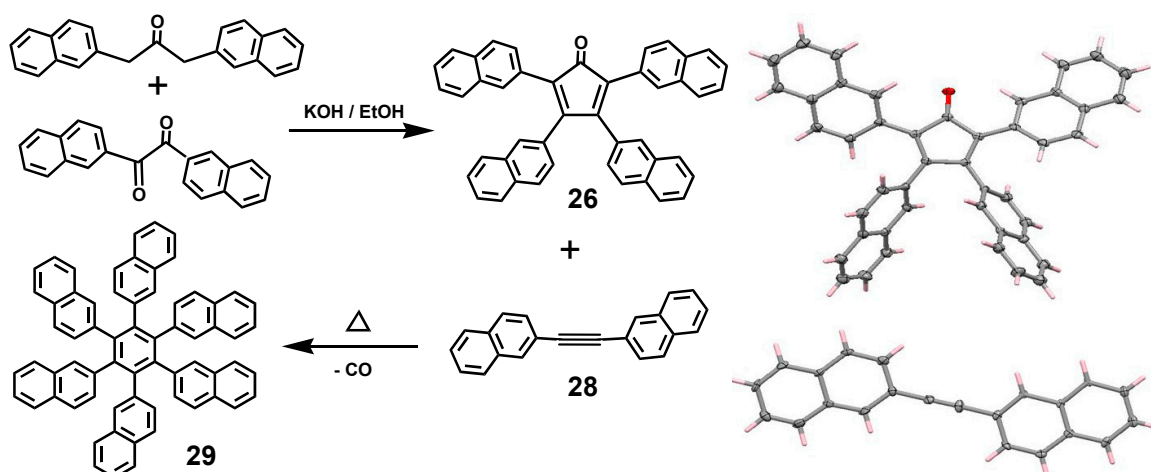
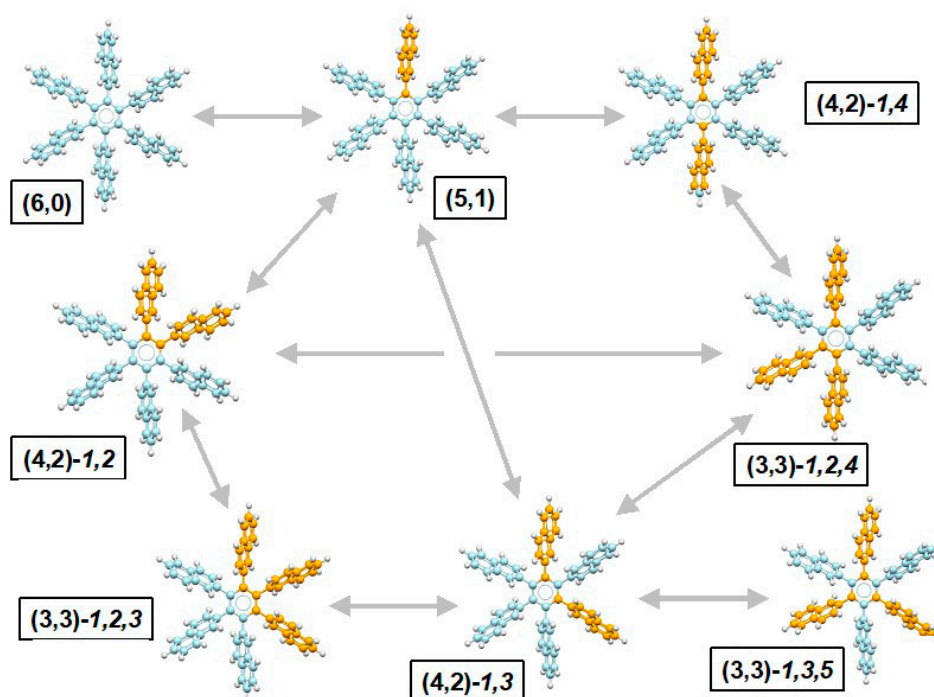


Figure 13. (left) synthetic route to hexa(β -naphthyl)benzene, and (right) molecular structures of tetra(β -naphthyl)cyclopentadienone, **26**, and di(β -naphthyl)acetylene, **28**.

In hexa(β -naphthyl)benzene the six peripheral substituents are oriented in a propeller fashion with dihedral angles of 60° [46]. However, there is a disorder because the molecule exists as a mixture of eight conformers whereby the naphthyls can be aligned all syn, i.e., 6:0, or in a 5:1 arrangement, or 4:2 (1,2), (1,3) or (1,4), or 3:3 (1,2,3), (1,2,4) or (1,3,5). Assuming independent rotation of one peripheral ring at a time, these can interconvert according to Scheme 11 [46].

In contrast, in ferrocenyl-penta(β -naphthyl)benzene, **30**, (Figure 14), the orientations of the peripheral β -naphthyl rings paralleled the behaviour of the phenyls in C_6Ph_5Fc whereby each ring was rotated more than its preceding neighbour. The dihedral angles of ferrocenyl at C(1) and naphthyls attached to C(6) through C(2) adopt dihedral angles of 134° , 106° , 81° , 62° , 65° and 73° , respectively [47].



Scheme 11. The eight energy-minimised rotamers of hexa(β -naphthyl)benzene, **29**, showing which can be directly interconverted by rotation of a single peripheral ring.

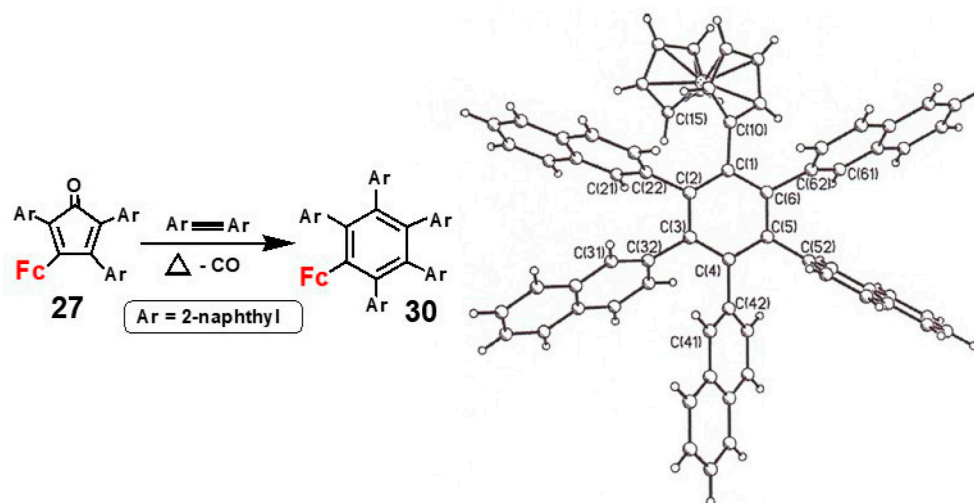
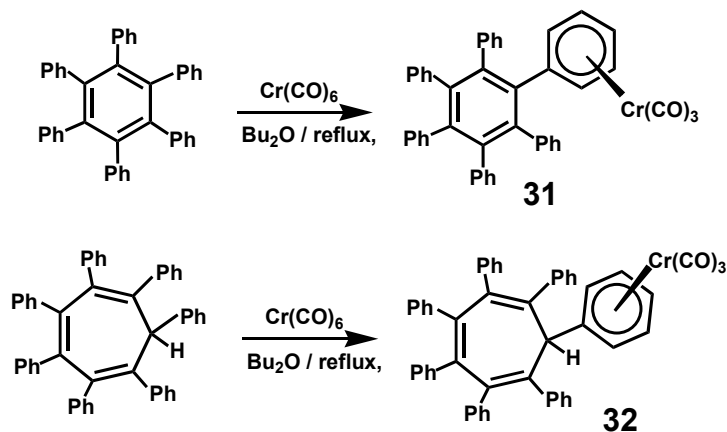


Figure 14. Synthesis and molecular structure of ferrocenyl-penta(β -naphthyl)benzene, **30**. Figure 14 is reprinted from the Canadian Journal of Chemistry; © Canadian Science Publishing or its licensors.

3.7. Other Organometallic Derivatives of C_6Ph_6 and C_7Ph_7H

Having successfully prepared the ferrocenyl derivatives **23**, **24** and **30**, routes to other organometallic complexes of these sterically hindered systems were investigated. The reaction of hexaphenylbenzene with chromium hexacarbonyl leads to formation of the complex $(C_6H_5)_5C_6[C_6H_5(\eta^6-Cr(CO)_3)]$, **31**, in which the metal is coordinated to a peripheral ring [48]. Likewise, as illustrated in Scheme 12, the analogous reaction with C_7Ph_7H yields $(C_6H_5)_6C_7H[C_6H_5(\eta^6-Cr(CO)_3)]$, **32**, in which the chromium is attached to the unique phenyl in the axial position [29]. This contrasts with the situation in 7-phenylcycloheptatriene in which the metal tripod is η^6 -bonded to the 7-membered ring [49].



Scheme 12. Reactions of C_6Ph_6 and C_7Ph_7H with chromium hexacarbonyl.

In the somewhat less sterically hindered system, pentaphenylbenzene (the Diels-Alder adduct of tetracyclone and phenylacetylene) the reaction with chromium hexacarbonyl yielded two π -bonded $Cr(CO)_3$ derivatives (Figure 15): the centrally bonded isomer, **33**, and the peripherally complexed molecule, **34**, in which the metal tripod is bonded to the least hindered phenyl adjacent to the ring hydrogen [50].

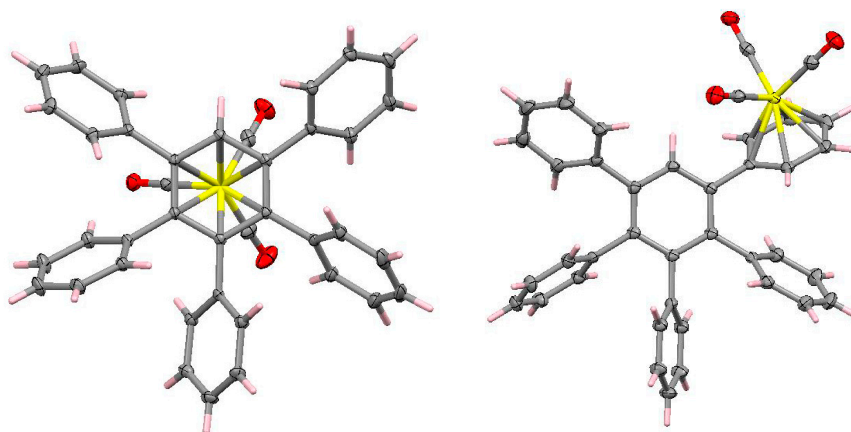
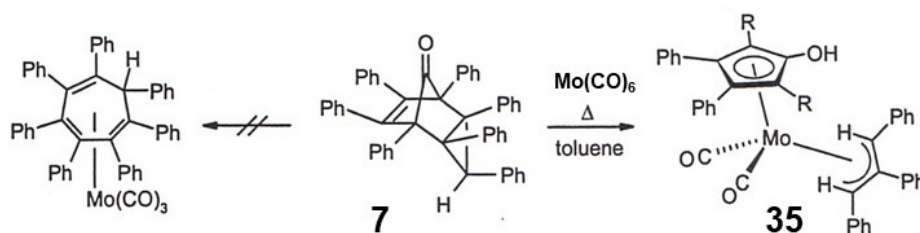
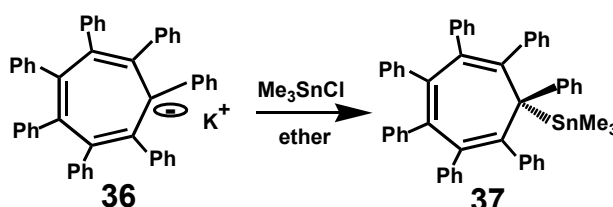


Figure 15. Molecular structures of $(C_6Ph_5H)Cr(CO)_3$; (left) tripod bonded centrally, **33**; (right) tripod bonded to a peripheral ring in **34**.

Attempts to coordinate molybdenum or tungsten tricarbonyls to the central ring of C_7Ph_7H were unsuccessful and so a different potential route, involving reaction with the primary Diels-Alder ketone adduct, **7**, was considered. The intent was to try to coordinate a molybdenum carbonyl fragment onto its the open face in the expectation that subsequent metal-assisted cyclopropane ring opening and loss of CO would yield a complex in which the metal was bonded to the central ring. However, the isolated product was instead characterised by X-ray crystallography as the complex, **35**, in which a $Mo(CO)_2$ moiety was η^5 -bonded to a 1-hydroxy-2,3,4,5-tetraphenylcyclopentadienyl ligand and also η^3 -linked to a triphenyl allyl fragment (Scheme 13). Apparently, the ketone underwent a retro Diels-Alder process and suffered opening of the 3-membered ring [29]. Greater success was achieved by treatment of C_7Ph_7Br with potassium metal to form the deep blue anion $[C_7Ph_7]^-$, **36**, that reacted with chlorotrimethylstannane or chlorodimethylsilane to form yellow σ -bonded complexes, as in **37** (Scheme 14).

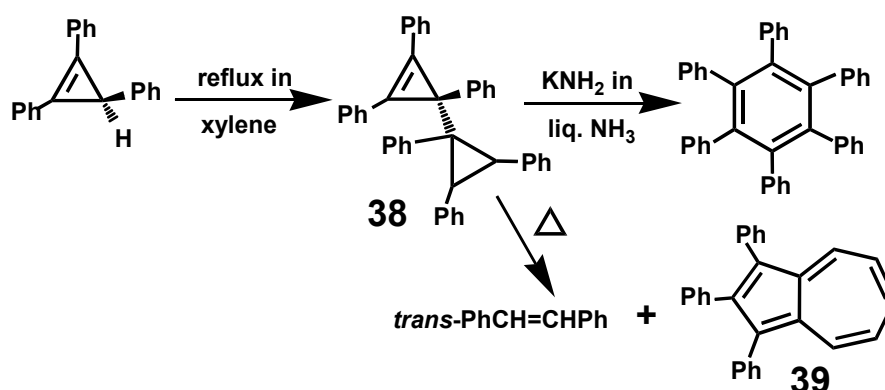


Scheme 13. Reaction of the ketone **7** with molybdenum hexacarbonyl.



Scheme 14. Reaction of C_7Ph_7K with chlorotrimethylstannane.

We note in passing that, although triphenylcyclopropene can be used in Diels-Alder reactions, one should recall that when heated at reflux in xylene it dimerises to yield 3-triphenylcyclopropyl-triphenylcyclopropene, **38**. Subsequent treatment with KNH_2 furnishes hexaphenylbenzene, whereas continued thermolysis leads to the ring expansion product triphenylazulene, **39**, with elimination of *trans*-stilbene as shown in Scheme 15 [51].



Scheme 15. Reactivity of triphenylcyclopropene.

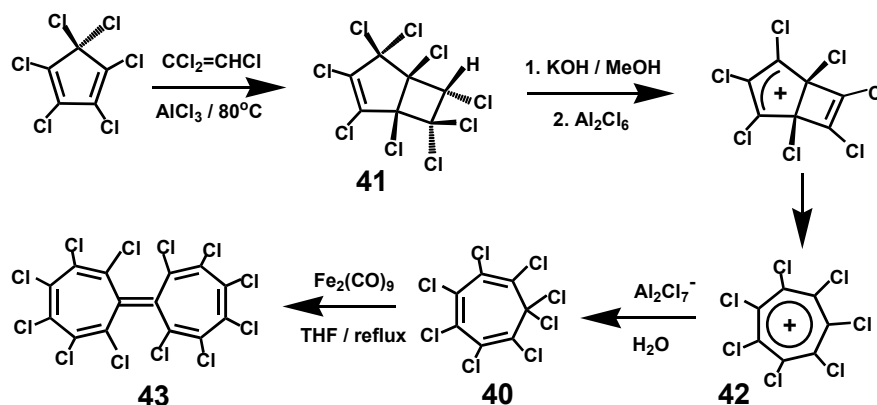
3.8. Organometallic Derivatives of Per-substituted Cycloheptatrienes

Other per-substituted seven-membered ring systems include C_7Cl_8 [52], $C_7(CO_2Me)_7H$ [53], C_7Me_7H [54] and the aforementioned heptaphenylborepin BC_6Ph_7 [42]. Furthermore, a number of bis(heptaphenylcycloheptatrienes) have been prepared by double Diels-Alder addition of triphenylcyclopropene to a series of linked bis(tetracyclone) precursors [55].

3.8.1. Octachlorocycloheptatriene, C_7Cl_8

Perchlorocycloheptatriene, **40**, was originally prepared by West and coworkers by cycloaddition of hexachlorocyclopentadiene with trichloroethylene [52]. However, this proceeds via a [2 + 2] rather than a [4 + 2] cycloaddition to form the bicyclo[3.2.0]heptane, **41**, which, after elimination of HCl and reaction with $AlCl_3$ at 150 °C, forms the perchlorotropylium ion, **42**, that recaptures a chloride from the heptachlorodialuminate anion (Scheme 16). The boat conformation of C_7Cl_8 has been determined X-ray crystallographically (Figure 16) and revealed that the fold angles between planes containing C(6)-C(7)-C(1) [plane 1], C(1)-C(2)-C(5)-C(6) [plane 2], and C(2)-C(3)-C(4)-C(5) [plane 3] are 52° for [plane 1/plane 2] and 32° for [plane 2/plane 3], similar to those found in C_7Ph_7H . Reaction with

a number of metal carbonyls led to formation of the dodecachlorofulvalene, **43**, possibly via a metal carbene intermediate [56].



Scheme 16. Synthesis of octachlorocycloheptatriene.

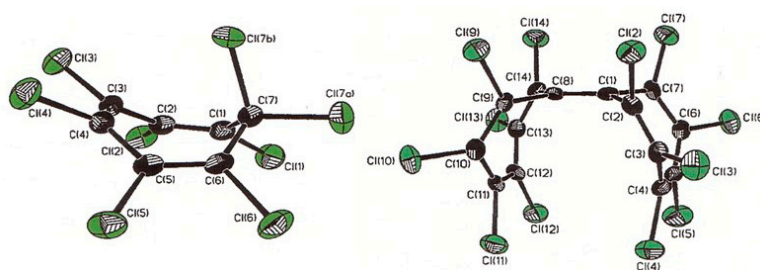
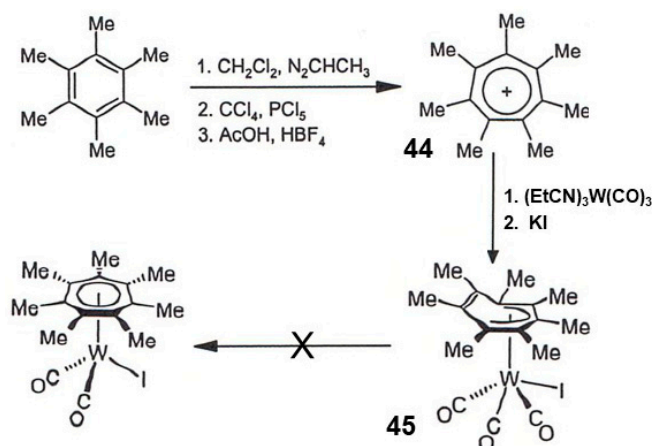


Figure 16. Structures of (left) octachlorocycloheptatriene, **40**, and (right) dodecachlorofulvalene, **43**. Figure 16 is reprinted from the Canadian Journal of Chemistry; © Canadian Science Publishing or its licensors.

3.8.2. The heptamethyltropylium Cation, $[C_7Me_7^+]$

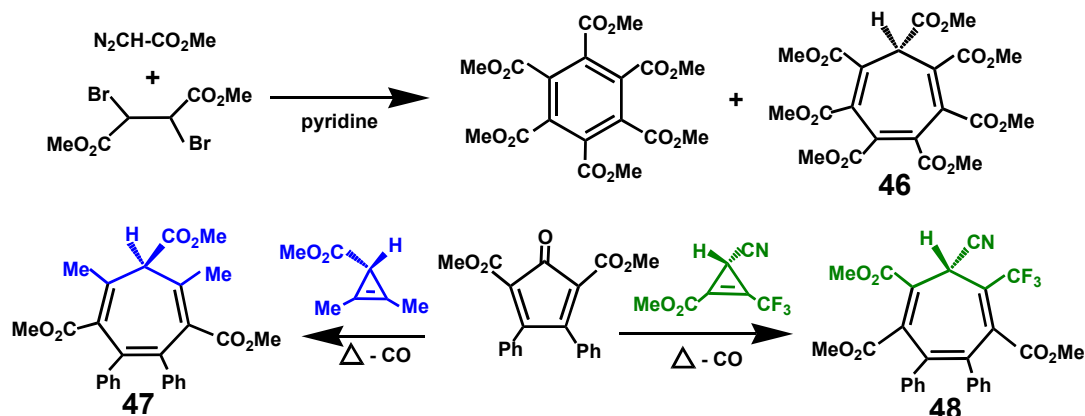
We note that in a comprehensive study by Tamm, heptamethylcycloheptatriene C_7Me_7H , formed via ring expansion of hexamethylbenzene by a carbene, rather than by a Diels-Alder reaction, and also its corresponding cation $[C_7Me_7^+]$, **44**, have been prepared and fully characterised [54]. The cation was shown to adopt a nonplanar boat conformation such that the fold angles between planes containing C(6)-C(7)-C(1) [plane 1], C(1)-C(2)-C(5)-C(6) [plane 2], and C(2)-C(3)-C(4)-C(5) [plane 3] were 21° for [plane 1/plane 2] and 30° for [plane 2/plane 3], noticeably larger than those seen in the heptaphenyltropylium cation. This may be rationalised in terms of the greater steric demand of the three-dimensional methyl groups relative to the flat phenyl substituents that can rotate markedly out of the central plane. Reaction of the cation with $(EtCN)_3W(CO)_3$ and sodium iodide was expected to yield $(\eta^7-C_7Me_7)W(CO)_3I$, but in fact the product isolated was $(\eta^5-C_7Me_7)W(CO)_3I$, **45**, in which the uncoordinated double bond is folded away from the complexed 5-atom plane through 60° , as shown in Scheme 17, once again emphasising the severe steric hindrance engendered by the seven methyl substituents [57].



Scheme 17. $[C_7Me_7^+]$ reacts to form the complex $(\eta^5-C_7Me_7)W(CO)_3I$, but not $(\eta^7-C_7Me_7)W(CO)_2I$.

3.8.3. Heptacarbomethoxycycloheptatriene, $C_7(CO_2Me)_7H$

In more recent work, Tomilov and coworkers reported that the cascade reaction of methyl diazoacetate and dimethyl dibromosuccinate in the presence of pyridine furnished the hexa- and hepta-esters, $C_6(CO_2Me)_6$ and $C_7(CO_2Me)_7H$ (Scheme 18). The cycloheptatriene and its potassium salt were both characterised by X-ray diffraction. The boat conformation in $C_7(CO_2Me)_7H$, **46**, parallels that seen previously seen with fold angles of 54° for [plane 1/plane 2] and 33° for [plane 2/plane 3], compared to 55° and 35° in C_7Ph_7H , 52° and 32° in C_7Cl_8 . However, in the potassium salt, the seven-membered anionic ring flattens such that these angles change dramatically to become 29° and 43° . This is indicative of partial conjugation involving five ring carbons with delocalisation of the negative charge onto the ester oxygens [53].



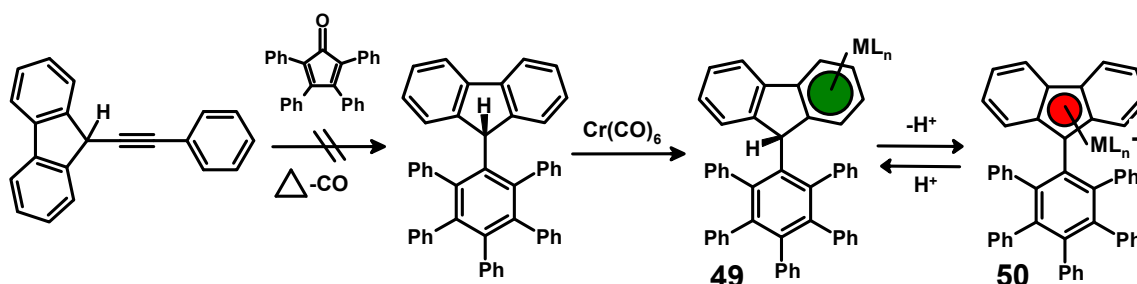
Scheme 18. Diels-Alder reactions of cyclopentadienones and cyclopropenes bearing multiple electron-withdrawing substituents.

Although the hepta-ester was not preparable directly via a Diels-Alder route, reaction of 2,5-dicarbomethoxy-3,4-diphenylcyclopentadienone with 1,2-dimethyl-3-carbomethoxycyclopropene did yield the corresponding cycloheptatriene, **47**, containing two methyls, two phenyls and three ester groups. Analogously, a number of cycloheptatrienes bearing multiple electron-withdrawing substituents—esters, nitriles and trifluoromethyl groups, as in **48**, were readily obtainable [58].

4. Diels-Alder Cycloadditions en Route to Organometallic Molecular Brakes

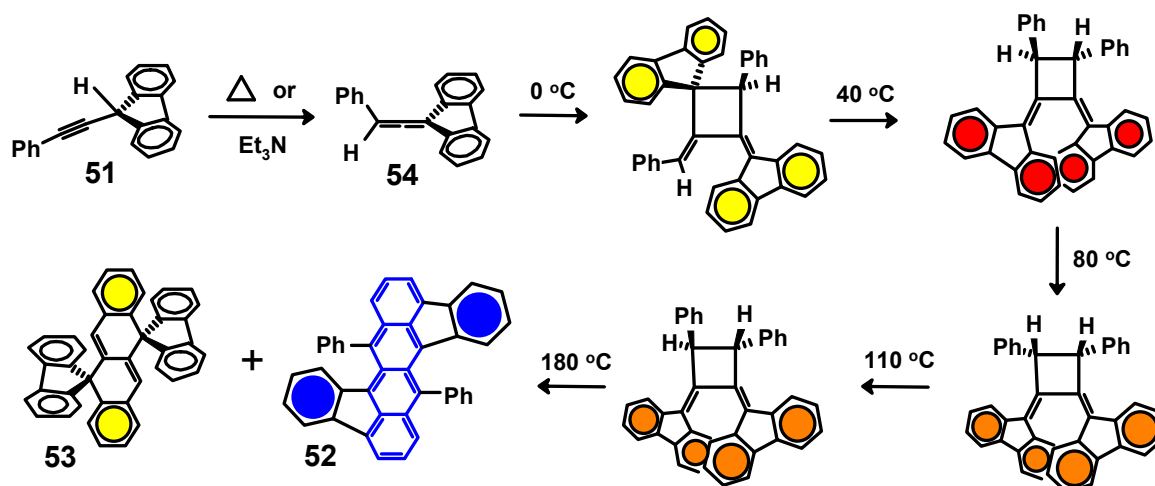
4.1. Attempted Preparation of Fluorenyl-Pentaphenylbenzene

In earlier work, we reported that in $[C_6Ph_6]Cr(CO)_3$, **31**, in which the metal carbonyl tripod is attached to a peripheral ring (Scheme 12), there is a substantial barrier (50 kJ mol^{-1}) to rotation of the complexed phenyl substituent relative to the central ring [48]. In light of this observation, we speculated that incorporation of an organometallic moiety onto an external benzo ring of fluorenyl-pentaphenylbenzene could then undergo a base-promoted η^6 to η^5 haptotropic shift, as in **49** to **50**, such that the bulky metal carbonyl group would then be sited proximate to the C_6Ph_5 core, thereby restricting its rotation and functioning as an organometallic molecular brake (Scheme 19).



Scheme 19. Proposed Diels-Alder synthesis of fluorenyl-pentaphenylbenzene with subsequent incorporation of an organometallic moiety capable of undergoing a haptotropic shift.

To this end, we attempted to carry out the Diels-Alder addition of phenethynylfluorene, **51**, to tetracyclone. However, analysis of the products showed complete recovery of the unreacted tetracyclone and formation of two tetracenes, **52** and **53** [59]. Further study revealed that the alkyne had isomerised to the allene, **54**, which dimerised and progressed via a series of highly coloured (yellow, red, orange) bis(fluorenylidene)cyclobutanes before finally forming the tetracenes. Each successive product was characterised spectroscopically and by X-ray crystallography, and the entire sequence depicted in Scheme 20 has been described in detail [60,61].



Scheme 20. Isomerisation of phenethynylfluorene, **51**, to allene, **54**, dimerisation to form a series of diphenyl-bis(fluorenylidene)cyclobutanes and, ultimately, the tetracenes **52** and **53**.

Nevertheless, we note that the blue tetracene, **52**, which is electroluminescent with potential use in display screens, is susceptible to aerial oxidation and forms the peroxide, **55** [59,60]. Fortunately, the tetracene can be conveniently stored, in a thermally reversible process, as **56**, its Diels-Alder adduct with *N*-methylmaleimide, whose X-ray crystal structure is shown in Figure 17 [62].

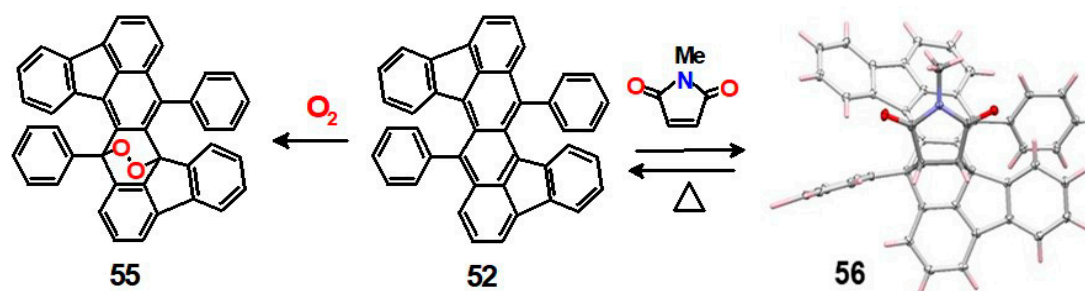
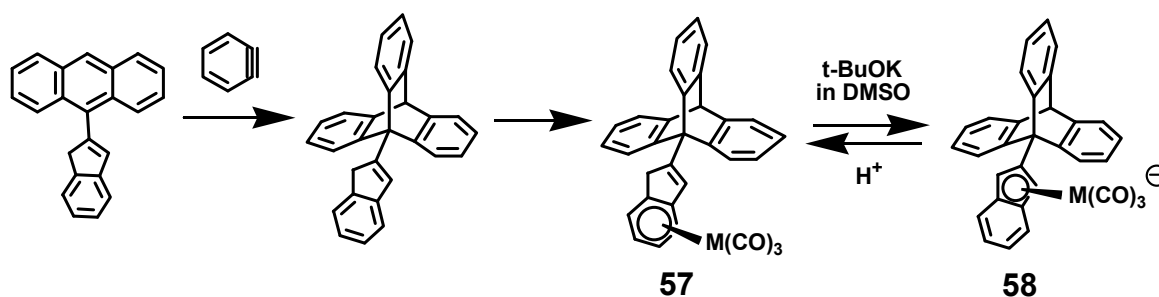


Figure 17. Reactions of tetracene 52 with oxygen to form 55, and N-methylmaleimide to form 56.

4.2. Successful Route to a Molecular Brake via Addition of Benzyne to 9-(2-Indenyl)anthracene

More recently, the Diels-Alder cycloaddition of benzyne to 9-(2-indenyl)anthracene to form 9-(2-indenyl)tritycene was crucial in the successful generation of an organometallic molecular brake (Scheme 21). In this case, the η^6 to η^5 haptotropic shift ($57 \rightarrow 58$) of an $M(\text{CO})_3$ fragment ($M = \text{Cr}, \text{Mn}$ or Re) positioned the metal carbonyl tripod so as to block rotation of the triptycene paddlewheel [63]. X-ray data were obtained for 57 and for a neutral version of 58. This project, including many related Diels-Alder reactions, has been fully discussed elsewhere in this journal [64].

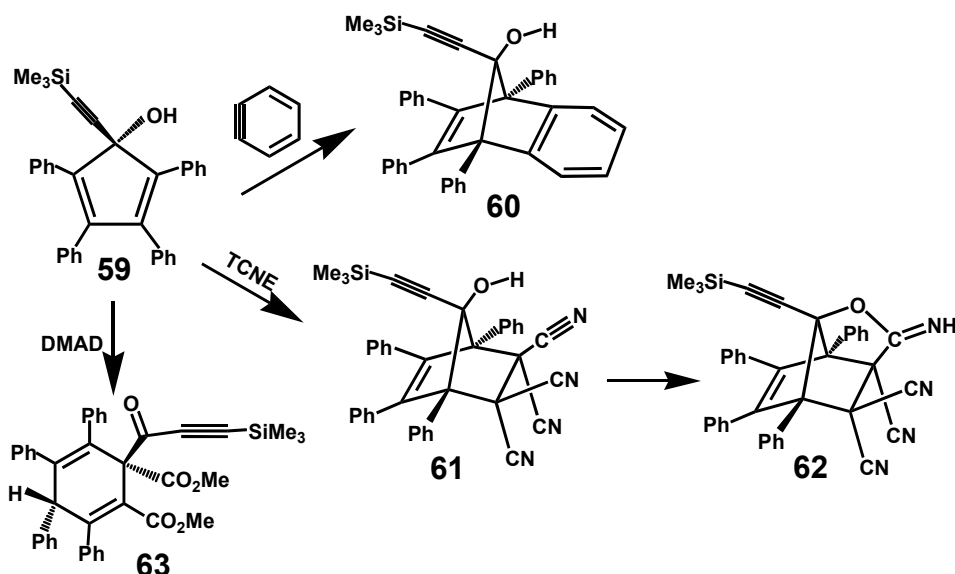


Scheme 21. Deprotonation of 57 brings about an $\eta^6 \rightarrow \eta^5$ haptotropic shift forming 58 in which paddlewheel rotation is dramatically slowed on the NMR time-scale.

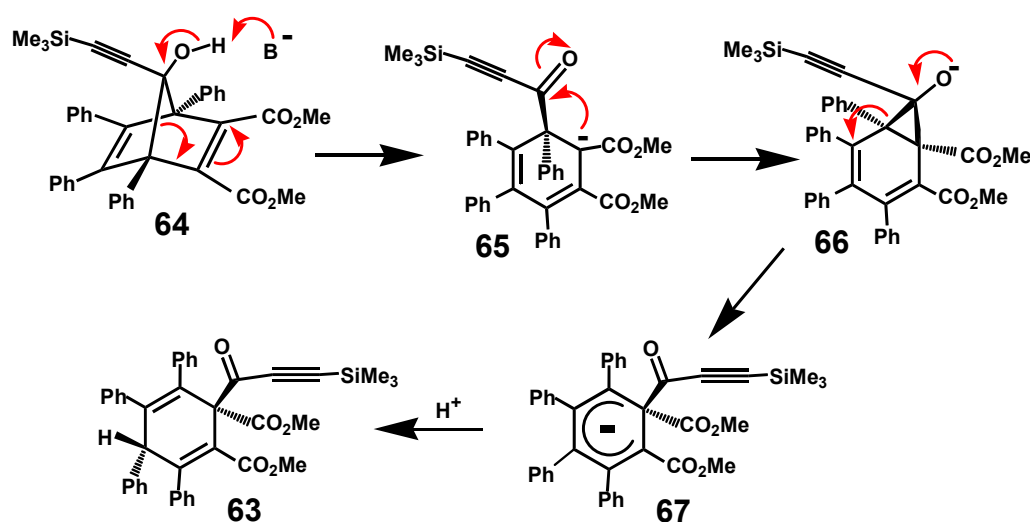
5. Diels-Alder Cycloadditions with Subsequent Molecular Rearrangement

As part of a study of $[4 + 2]$ cycloadditions to 5-trimethylsilylethynyl-1,2,3,4-tetraphenylcyclopentadien-5-ol, 59, this molecule was allowed to react with benzyne, tetracyanoethylene (TCNE) and dimethyl acetylenedicarboxylate (DMAD) [65]. While benzyne yielded the anticipated alkynyl-benzonornadienol, 60, the ^{13}C NMR spectrum of the TCNE adduct exhibited resonances at 113.0, 112.1 and 110.5 ppm, indicating the presence of more than the two nitrile environments expected for the mirror symmetric structure, 61. Moreover, the identity of a peak at 159.4 ppm was not immediately apparent. Fortunately, X-ray crystallography resolved these issues when the product was revealed as the imino lactone, 62, whereby the hydroxyl moiety was added across an exo-nitrile linkage, thus breaking the mirror symmetry and rendering the other three nitriles nonequivalent (Scheme 22). Evidently, the reaction of TCNE with 59 proceeded via cycloaddition syn to the hydroxyl substituent, in accord with theoretical calculations [66].

In contrast, the analogous reaction of 59 with DMAD was considerably more complicated, and it is not clear that the identity of the resulting product, 63, would have been unequivocally determined without recourse to X-ray crystallography. As shown in Scheme 23, one can envisage that base-promoted bridge cleavage in the initial cycloadduct, 64, followed by intramolecular anionic attack on the newly-formed ketonic functionality in 65, leads to the cyclopropyl intermediate, 66. Subsequent regeneration of the ketone with concomitant ring opening completes the migration of the alkynyl ketone moiety to give 67 which, upon protonation, yields the observed product 63 [65].



Scheme 22. Diels-Alder reactions of 5-trimethylsilylethynyl-1,2,3,4-tetraphenylcyclopentadien-5-ol with benzene, TCNE and DMAD.



Scheme 23. Proposed mechanism for the rearrangement of norbornadiene 64 to cyclohexadiene 63.

6. Concluding Remarks

In this review, we have attempted to illustrate how the Diels-Alder reaction underpins several projects carried out over a number of years, but not previously gathered together. These include the complete elucidation of the mechanisms of molecular rearrangements whereby the existence of proposed short-lived intermediates, such as isoindenes, can be verified by their interception as [4 + 2] cycloadducts. While the reaction of alkynes with cyclopentadienones has been widely invoked for preparation of arenes, the use of cyclopropenes for the synthesis of sterically crowded seven-membered rings had been far less studied, and the characterisation of such molecules bearing ferrocenyl and/or multiple naphthyl substituents is described herein.

It is also instructive to note cases where attempted Diels-Alder cycloadditions yielded unexpected products, either through subsequent rearrangement of the initial adducts or, instead, revealed novel chemistry involving a coreactant. This latter situation is exemplified by the serendipitous formation of electroluminescent tetracenes when seeking a route to a molecular machine. Gratifyingly, however, in the first demonstration of an organometallic molecular brake, a benzyne cycloaddition was crucial to its success. Over the past 90 years, the remarkable versatility and applicability of this reaction has

attracted the attention of generations of chemists, and we all owe a considerable debt to Otto Diels and Kurt Alder [67].

Funding: This research was funded for many years by the Natural Sciences and Engineering Research Council of Canada (NSERC), the Petroleum Research Fund (PRF), administered by the American Chemical Society, and by Science Foundation Ireland (SFI).

Acknowledgments: The author thanks University College Dublin and the UCD School of Chemistry for additional financial support, and the Centre for Synthesis and Chemical Biology (CSCB) for the use of analytical facilities. Figures 5, 6 and 11 are reprinted with permission of the American Chemical Society. Figures 14 and 16 are reprinted from the Canadian Journal of Chemistry; © Canadian Science Publishing or its licensors.

Conflicts of Interest: The author declares no conflict of interest.

References

1. Woodward, R.B.; Sondheimer, F.; Taub, D. The total synthesis of cortisone. *J. Am. Chem. Soc.* **1951**, *73*, 4057. [[CrossRef](#)]
2. Eaton, P.E.; Cole, T.W. The cubane system. *J. Am. Chem. Soc.* **1964**, *86*, 962–964. [[CrossRef](#)]
3. Wyvrat, M.J.; Paquette, L.A. Domino Diels-Alder reactions. II A four-step conversion of cyclopentadienide to triquinacene. *Tetrahedron Lett.* **1974**, *15*, 2433–2436. [[CrossRef](#)]
4. Shen, X.F.; Ho, D.M.; Pascal, R.A. Synthesis of polyphenylene dendrimers related to cubic graphite. *J. Am. Chem. Soc.* **2004**, *126*, 5798–5805. [[CrossRef](#)] [[PubMed](#)]
5. Iyer, V.; Wehmeier, M.; Brand, J.D.; Keegstra, M.A.; Müllen, K. From Hexa-*peri*-hexabenzocoronene to “Superacenes”. *Angew. Chem. Int. Ed.* **1997**, *36*, 1604–1607. [[CrossRef](#)]
6. Bennett, M.J.; Cotton, F.A.; Davison, A.; Faller, J.W.; Lippard, S.J.; Morehouse, S.M. Stereochemically nonrigid organometallic compounds. I. π -Cyclopentadienyliron dicarbonyl σ -cyclopentadiene. *J. Am. Chem. Soc.* **1966**, *88*, 4371–4376. [[CrossRef](#)]
7. Cotton, F.A.; Musco, A.; Yagupsky, G. Stereochemically nonrigid organometallic compounds. VIII. Further Studies of σ -cyclopentadienylmetal compounds. *J. Am. Chem. Soc.* **1967**, *89*, 6136–6139. [[CrossRef](#)]
8. Cotton, F.A.; Marks, T.J. Stereochemically nonrigid organometallic compounds. XXII. A fluxional indenylmercury compound. *J. Am. Chem. Soc.* **1969**, *91*, 3178–3182. [[CrossRef](#)]
9. Stradiotto, M.; Hughes, D.W.; Bain, A.D.; Brook, M.A.; McGlinchey, M.J. The fluxional character of $(\eta^5\text{-C}_5\text{H}_5)\text{FeCO}_2(\eta^1\text{-C}_9\text{H}_7)$: Evidence for the [4+2] cycloaddition of a metal-substituted isoindene with tetracyanoethylene. *Organometallics* **1997**, *16*, 5563–5568. [[CrossRef](#)]
10. Kerber, R.C.; Garcia, R.; Nobre, A.L. Cycloaddition reactions of dicarbonyl $(\eta^5\text{-cyclopentadienyl})(\eta^1\text{-indenyl})$ iron. *Organometallics* **1996**, *15*, 5756–5758. [[CrossRef](#)]
11. Larrabee, R.B.; Dowben, B.F. Organometallic rearrangements. 1-Trimethylsilyl- and 1-trimethylgermylindene. *Tetrahedron Lett.* **1970**, *11*, 915–918. [[CrossRef](#)]
12. Ashe, A.J. III 1,5-Trimethylsilyl migrations in 1-trimethylsilylindene. *Tetrahedron Lett.* **1970**, *11*, 2105–2108. [[CrossRef](#)]
13. Luzikov, Y.N.; Sergeev, N.M.; Ustynyuk, Y.A. Relative migratory abilities of metals for cyclopentadienyl and indenyl ligands. *J. Organometal. Chem.* **1974**, *65*, 303–310. [[CrossRef](#)]
14. McMaster, A.D.; Stobart, S.R. Stereochemically nonrigid silanes, germanes, and stannanes. 10. Diastereoisomerism and metallotropic behavior in polyindenyl derivatives of germanium and tin. Facile stereomutation. *J. Am. Chem. Soc.* **1982**, *104*, 2109–2112. [[CrossRef](#)]
15. Rigby, S.S.; Girard, L.; Bain, A.D.; McGlinchey, M.J. Molecular dynamics of *dl*-bis(indenyl)dimethylsilane and *meso*-bis(indenyl)dimethylsilane—reexamination of the mechanism of interconversion by using single selective inversion NMR. *Organometallics* **1995**, *14*, 3798–3801. [[CrossRef](#)]
16. Atwood, J.L.; McMaster, A.D.; Rogers, R.D.; Stobart, S.R. Stereochemically nonrigid silanes, germanes, and stannanes. 12. Crystal and molecular structures of tetrakis(η^1 -indenyl) derivatives of germanium and tin: Meso diastereomers with S_4 symmetry. *Organometallics* **1984**, *3*, 1500–1504. [[CrossRef](#)]
17. Stradiotto, M.; Rigby, S.S.; Hughes, D.W.; Brook, M.A.; Bain, A.D.; McGlinchey, M.J. Multidimensional NMR Study of tris(indenyl)methylsilane: Molecular dynamics mapped onto a hypercube. *Organometallics* **1996**, *15*, 5645–5652. [[CrossRef](#)]

18. Stradiotto, M.; Brook, M.A.; McGlinchey, M.J. The molecular dynamics and cycloaddition chemistry of tris(1-indenyl)allylsilane Part 1-Generation of the first crystallographically characterized tris(benzonorbornyl)silane. *New J. Chem.* **1999**, *23*, 317–321. [[CrossRef](#)]
19. Stradiotto, M.; Brook, M.A.; McGlinchey, M.J. The molecular dynamics and reactivity of tris(inden-1-yl)silane: An NMR spectroscopic, and X-ray crystallographic study. *J. Chem. Soc. Perkin Trans. 2* **2000**, 611–618. [[CrossRef](#)]
20. Rigby, S.S.; Gupta, H.K.; Werstiuk, N.H.; Bain, A.D.; McGlinchey, M.J. The barriers to trimethylsilyl migrations in indenenes and benzindenenes: Silatropic shifts via aromatic transition states. *Polyhedron* **1995**, *14*, 2787–2796. [[CrossRef](#)]
21. Rigby, S.S.; Gupta, H.K.; Werstiuk, N.H.; Bain, A.D.; McGlinchey, M.J. Do aromatic transition states lower barriers to silatropic shifts? A synthetic, NMR spectroscopic, and computational study. *Inorg. Chim. Acta* **1996**, *251*, 355–364. [[CrossRef](#)]
22. Stradiotto, M.; McGlinchey, M.J. η^1 -Indenyl derivatives of transition metal and main group elements: Synthesis, characterization and molecular dynamics. *Coord. Chem. Rev.* **2001**, *219*, 311–378. [[CrossRef](#)]
23. Rigby, S.S.; Stradiotto, M.; Brydges, S.; Pole, D.L.; Top, S.; Bain, A.D.; McGlinchey, M.J. Diels-Alder dimerization of cyclopenta[*l*]phenanthrene (dibenz[*eg*]indene) with isodibenzindene: A computational, NMR spectroscopic, and X-ray crystallographic study. *J. Org. Chem.* **1998**, *63*, 3735–3740. [[CrossRef](#)]
24. Brydges, S.; Harrington, L.E.; McGlinchey, M.J. Sterically hindered organometallics: Multi-*n*-rotor (*n* = 5, 6 and 7) molecular propellers and the search for correlated rotations. *Coord. Chem. Res.* **2002**, *233*, 75–105. [[CrossRef](#)]
25. Battiste, M.A. Heptaphenyltropilidene—product of a Diels-Alder reaction of triphenylcyclopropene. *Chem. Ind.* **1961**, 550–551.
26. Battiste, M.A. Salts of the heptaphenyltropylium ion and their stability. *J. Am. Chem. Soc.* **1961**, *83*, 4101–4102. [[CrossRef](#)]
27. Battiste, M.A. The heptaphenyltropylium (heptaphenylcycloheptatrienyl) radical in solution. *J. Am. Chem. Soc.* **1962**, *84*, 3780–3782. [[CrossRef](#)]
28. Breslow, R.; Chang, H.W. Heptaphenylcycloheptatrienyl anion. *J. Am. Chem. Soc.* **1965**, *87*, 2200–2203. [[CrossRef](#)]
29. Chao, L.C.F.; Gupta, H.K.; Hughes, D.W.; Britten, J.F.; Rigby, S.S.; Bain, A.D.; McGlinchey, M.J. Chromium and molybdenum carbonyl complexes of C_7Ph_7H and $C_7Ph_5Me_2H$ and of $C_7Ph_7H(CO)$, the Diels-Alder adduct of tetracyclone and triphenylcyclopropene: Variable-temperature NMR and X-ray crystallography study. *Organometallics* **1995**, *14*, 1139–1151. [[CrossRef](#)]
30. Battiste, M.A. Cyclopropenes as Dienophiles. The stereochemistry and nuclear magnetic resonance spectra of some diene adducts of triphenylcyclopropene and diphenylcyclopropene carboxylic acid. *Tetrahedron Lett.* **1964**, *5*, 3795–3802. [[CrossRef](#)]
31. Traetteberg, M. The molecular structure of 1,3,5-cycloheptatriene in the vapor phase as determined by the sector electron diffraction method. *J. Am. Chem. Soc.* **1964**, *86*, 4265–4270. [[CrossRef](#)]
32. Brydges, S.; Britten, J.F.; Chao, L.C.F.; Gupta, H.K.; McGlinchey, M.J.; Pole, D.L. The structure of a seven-bladed propeller: $C_7Ph_7^+$ is not planar. *Chem. Eur. J.* **1998**, *4*, 1201–1205. [[CrossRef](#)]
33. Larson, E.M.; Von Dreele, R.B.; Hanson, P.; Gust, J.D. The structure of hexaphenylbenzene anisole clathrate, $2 C_6(C_6Ph_5)_6 \cdot C_6H_5OCH_3$. *Acta Crystallogr.* **1990**, *C46*, 784–788. [[CrossRef](#)]
34. Bart, J.C.J. Crystal structure of a modification of hexaphenylbenzene. *Acta Crystallogr.* **1968**, *B24*, 1277–1287. [[CrossRef](#)]
35. Schumann, H.; Lentz, A.; Weimann, R.; Pickardt, J. Decaphenylferrocene and decaphenylferrocenium tetrafluoroborate. *Angew. Chem. Int. Ed.* **1994**, *33*, 1731–1733. [[CrossRef](#)]
36. Li, L.; Decken, A.; Sayer, B.G.; McGlinchey, M.J.; Brégaint, P.; Thépot, J.Y.; Toupet, L.; Hamon, J.R.; Lapinte, C. Multiple fluxional processes in chiral (pentaphenylcyclopentadienyl)iron complexes: X-ray crystal structure of $(C_5Ph_5)Fe(CO)(PMe_3)(HC=O)$ and the barriers to aryl, phosphine, and tripodal rotation in $(C_5Ph_5)Fe(CO)(PMe_2Ph)C(O)Et$. *Organometallics* **1994**, *13*, 682–689. [[CrossRef](#)]
37. Adams, H.; Bailey, N.A.; Browning, A.F.; Ramsden, J.A.; White, C. The stereochemical and kinetic consequences of binding a pentaphenylcyclopentadienyl ligand—crystal structure of $Ru(C_5Ph_5)(CO)(PPh_3)Br$. *J. Organometal. Chem.* **1990**, *387*, 305–314. [[CrossRef](#)]

38. Iyoda, M.; Sultana, F.; Sasaki, S.; Butenschön, H. Synthesis of novel fullerene complex—the [4+2]-cycloadduct of (bicyclo[3.2.0]hepta-1,3-dienyl)cobalt(I) complex with C-60. *Tetrahedron Lett.* **1995**, *36*, 579–582. [[CrossRef](#)]
39. Bailey, P.J.; Blake, A.J.; Dyson, P.J.; Ingham, S.L.; Johnson, B.F.G. The preparation and solid-state structure of Ru₅C(CO)₁₃(η⁴-C₄Ph₄)—the first cluster to carry a cyclobutadiene ring. *J. Chem. Soc. Chem. Commun.* **1994**, 2233–2234. [[CrossRef](#)]
40. Borgias, B.A.; Scarrow, R.C.; Seidler, M.D.; Weiner, W.P. Sym-triphenylcyclopropenium hexabromotellurate(IV), (C₂₁H₁₅)₂[TeBr₆]. *Acta Crystallogr.* **1985**, *C41*, 476–479. [[CrossRef](#)]
41. Sundarlingam, M.; Jensen, L.H. Structure of a carbonium ion. Refinement of crystal and molecular structure of sym-triphenylcyclopropenium perchlorate. *J. Am. Chem. Soc.* **1966**, *88*, 198–204. [[CrossRef](#)]
42. Eisch, J.J.; Galle, J.E. The synthesis of heptaphenylborepin via the thermal rearrangement of heptaphenyl-7-borabicyclo[2.2.1]heptadiene. *J. Am. Chem. Soc.* **1975**, *97*, 4436–4437. [[CrossRef](#)]
43. Hassner, A.; Anderson, D.J. Cycloaddition of 1-azirines with cyclopentadienones. Formation of 2*H*- and 3*H*-azepines, and mechanistic interpretation. *J. Org. Chem.* **1974**, *39*, 3070–3076. [[CrossRef](#)]
44. Rybinskaya, M.I.; Kreindlin, A.Z.; Fadeeva, S.S. On the problem of stabilization of alpha-carbocationic centers in metallocene series-related interconversions of permethylated alpha-metallocenylcarbocations and metallocenium cation-radicals of the iron sub-group. *J. Organometal. Chem.* **1988**, *358*, 363–374. [[CrossRef](#)]
45. Gupta, H.K.; Brydges, S.; McGlinchey, M.J. Diels-Alder reactions of 3-ferrocenyl-2,4,5-triphenylcyclopentadienone: Syntheses and structures of the sterically crowded systems C₆Ph₅Fc, C₇Ph₆FcH, and [C₇Ph₆FcH][SbCl₆]. *Organometallics* **1999**, *18*, 115–122. [[CrossRef](#)]
46. Harrington, L.E.; Britten, J.F.; Nikitin, K.; McGlinchey, M.J. A synthetic, X-ray, NMR spectroscopy and DFT study of di(β-naphthyl)acetylene, tetra(β-naphthyl)cyclopentadienone, and hexa(β-naphthyl)benzene: C₆(C₁₀H₇)₆ is a disordered molecular propeller. *ChemPlusChem* **2017**, *82*, 433–441. [[CrossRef](#)]
47. Harrington, L.E.; Britten, J.F.; McGlinchey, M.J. Ferrocenyl-penta-(β-naphthyl)benzene—Synthesis, structure and dynamic behaviour. *Can. J. Chem.* **2003**, *81*, 1180–1186. [[CrossRef](#)]
48. Mailvaganam, B.; Sayer, B.G.; McGlinchey, M.J. The fluxional behavior of hexaphenylbenzene chromium tricarbonyl—a variable-temperature C-13 NMR spectroscopic study. *J. Organometal. Chem.* **1990**, *395*, 177–185. [[CrossRef](#)]
49. Pauson, P.L.; Smith, G.H.; Valentin, J.H. Cycloheptatriene and tropylium metal complexes. 4. Preparation of 7-exosubstituted tricarbonylcycloheptatrienechromiums. *J. Chem. Soc. C* **1967**, 1057–1061. [[CrossRef](#)]
50. Brydges, S.; Gildea, B.; Grealis, J.P.; Müller-Bunz, H.; Stradiotto, M.; Casey, M.; McGlinchey, M.J. Organic and organometallic derivatives of pentaphenylbenzene C₆Ph₅X: Correlation of peripheral phenyl ring orientations with the steric bulk of “X”. *Can. J. Chem.* **2013**, *91*, 1098–1111. [[CrossRef](#)]
51. Breslow, R.; Dowd, P. The dimerization of triphenylcyclopropene. *J. Am. Chem. Soc.* **1963**, *85*, 2729–2735. [[CrossRef](#)]
52. Kusada, K.; West, R.; Rao, V.N.M. Octachloroheptatriene and related compounds. *J. Am. Chem. Soc.* **1971**, *93*, 3627–3632. [[CrossRef](#)]
53. Tomilov, Y.V.; Platonov, D.N.; Salikov, R.F.; Okonnishnikova, G.P. Synthesis and properties of stable 1,2,3,4,5,6,7-heptamethoxycarbonylcyclohepta-2,4,6-trienyl potassium and its reactions with electrophilic reagents. *Tetrahedron* **2008**, *64*, 10201–10206. [[CrossRef](#)]
54. Tamm, M.; Dressel, B.; Fröhlich, R. Molecular structure of a heptadentate cogwheel: C₇Me₇⁺ is not planar. *J. Org. Chem.* **2000**, *65*, 6795–6797. [[CrossRef](#)]
55. Harvey, J.A.; Ogliaruso, M.A. Synthesis, electronic spectra, and thermal behavior of bis(heptaphenylcycloheptatrienes). *J. Org. Chem.* **1976**, *41*, 3374–3377. [[CrossRef](#)]
56. Dunn, J.A.; Gupta, H.K.; Bain, A.D.; McGlinchey, M.J. The metal-mediated conversion of octachlorocycloheptatriene into dodecachloroheptafulvalene: A synthetic, structural and EHMO study. *Can. J. Chem.* **1996**, *74*, 2258–2267. [[CrossRef](#)]
57. Tamm, M.; Dressel, B.; Fröhlich, R.; Bergander, K. Complexes containing the heptadentate cogwheel C₇Me₇: Synthesis and structural characterisation of heptamethylcycloheptatrienyl (CHT*) tungsten complexes. *Chem. Commun.* **2000**, 1731–1732. [[CrossRef](#)]
58. Platonov, D.N.; Belyy, A.Y.; Ananyev, I.V.; Tomilov, Y.V. Syntheses of 1,2,3,4,5,6,7-heptasubstituted cycloheptatrienes through cycloaddition reactions of substituted cyclopentadienones. *Eur. J. Org. Chem.* **2016**, *2016*, 4105–4110. [[CrossRef](#)]

59. Harrington, L.E.; Britten, J.F.; McGlinchey, M.J. Dimerization of 9-phenylethynylfluorene to di-indeno-naphthacene and dispiro[fluorene-dihydronaphthacene-fluorene]: An X-ray crystallographic and NMR study. *Org. Lett.* **2004**, *6*, 787–790. [[CrossRef](#)]
60. Banide, E.V.; Ortin, Y.; Seward, C.M.; Harrington, L.E.; Müller-Bunz, H.; McGlinchey, M.J. Sequential formation of yellow, red and orange 1-phenyl-3,3-biphenylene-allene dimers prior to blue tetracene formation: Helicity reversal in trans-3,4-diphenyl-1,2-bis(fluorenylidene)cyclobutene. *Chem. Eur. J.* **2006**, *12*, 3275–3286. [[CrossRef](#)]
61. Banide, E.V.; Oulié, P.; McGlinchey, M.J. From allenes to tetracenes: Syntheses, structures and reactivity of the intermediates. *Pure Appl. Chem.* **2009**, *81*, 1–17. [[CrossRef](#)]
62. Banide, E.V.; O'Connor, C.; Fortune, N.; Ortin, Y.; Milosevic, S.; Müller-Bunz, H.; McGlinchey, M.J. Syntheses, X-ray structures and reactivity of fluorenylidene- and dibenzosuberylidene-allenes: Convenient precursors to dispirotetracenes, di-indenotetracenes and 2-phenyl-11bH-dibenz[cd,h]azulene. *Org. Biomol. Chem.* **2010**, *8*, 3997–4010. [[CrossRef](#)] [[PubMed](#)]
63. Nikitin, K.; Müller-Bunz, H.; Ortin, Y.; McGlinchey, M.J. A molecular paddlewheel with a sliding organometallic latch: X-ray crystal structures and dynamic behaviour of $[\text{Cr}(\text{CO})_3\{\eta^6\text{-}2\text{-}(9\text{-tritypyl})\text{indene}\}]$, and of $[\text{M}(\text{CO})_3\{\eta^5\text{-}2\text{-}(9\text{-tritypyl})\text{indenyl}\}]$ (M = Mn, Re). *Chem. Eur. J.* **2009**, *15*, 1836–1843. [[CrossRef](#)]
64. McGlinchey, M.J.; Nikitin, K. Palladium-catalysed coupling reactions en route to molecular machines: Sterically hindered indenyl and ferrocenyl anthracenes and triptycenes. *Molecules* **2020**, *25*, 1950. [[CrossRef](#)]
65. Dunn, J.A.; Stradiotto, M.; McGlinchey, M.J. Diels-Alder adducts of 5-alkynylcyclopentadienols with tetracyanoethylene and dimethyl acetylenedicarboxylate: An X-ray crystallographic study of unexpected rearrangement products. *J. Org. Chem.* **2000**, *65*, 4861–4863. [[CrossRef](#)] [[PubMed](#)]
66. Werstiuk, N.H.; Ma, J. An AM1 calculational study of the Diels-Alder addition of maleic anhydride to C5-substituted pentamethylcyclopentadienes and 2,5-dimethylthiophene oxide. An attempt to ascertain the factors controlling the π -facial selectivities and relative reactivities. *Can. J. Chem.* **1994**, *72*, 2493–2505. [[CrossRef](#)]
67. Diels, O.; Alder, K. Synthesen in der hydroaromatischen Reihe VII. *Justus Liebigs Ann. Chem.* **1931**, *486*, 191–202. [[CrossRef](#)]

Publisher's Note: MDPI stays neutral with regard to jurisdictional claims in published maps and institutional affiliations.



© 2020 by the author. Licensee MDPI, Basel, Switzerland. This article is an open access article distributed under the terms and conditions of the Creative Commons Attribution (CC BY) license (<http://creativecommons.org/licenses/by/4.0/>).