


 Cite this: *RSC Adv.*, 2020, 10, 29900

Hydrogen peroxide-mediated synthesis of 2,4-substituted quinazolines *via* one-pot three-component reactions under metal-free conditions†

 Khang H. Trinh,[‡] Khang X. Nguyen,[‡] Phuc H. Pham,[‡] Tung T. Nguyen,[‡] Anh N. Q. Phan^{*ab} and Nam T. S. Phan^{‡*ab}

An efficient metal-free synthesis of 2,4-substituted quinazolines *via* a hydrogen peroxide-mediated one-pot three-component reaction of 2-aminoaryl ketones, aldehydes, and ammonium acetate has been developed. The transformation proceeded readily under mild conditions in the presence of commercially available hydrogen peroxide. The significant advantages of this approach are (1) the readily available atom-efficient and green hydrogen peroxide as oxidant; (2) no transition metal catalyst is required; (3) mild reaction conditions; and (4) wide substrate scope. To the best of our knowledge, utilizing hydrogen peroxide as an atom-efficient and green oxidant for the synthesis of 2,4-substituted quinazolines has not previously been reported in the literature. This method is complementary to previous protocols for the synthesis of 2,4-substituted quinazolines.

 Received 8th June 2020
 Accepted 3rd August 2020

DOI: 10.1039/d0ra05040g

rsc.li/rsc-advances

1. Introduction

Quinazolines and their derivatives are a privileged class of nitrogen-containing heterocyclic compounds, normally occurring in a variety of natural products and synthetic chemicals with a wide spectrum of biological and medicinal activities.^{1–4} Due to their pharmaceutical applications and significant biological value, a variety of methodologies have been explored for the synthesis of these structures. Typical approaches started from *ortho*-functionalized anilines and derivatives, such as 2-carbonyl anilines,⁵ 2-aminobenzylamines,⁶ and 2-aminobenzonitriles.⁷ Recently, several new strategies from diversified starting materials using transition metal catalysts have been developed for the construction of substituted quinazolines.^{8–11} Additionally, metal-free synthetic pathways to these heterocyclic compounds have attracted significant interest. Zhang *et al.* previously achieved quinazolines *via* a one-pot three-component reaction of 2-aminoaryl ketones, aldehyde, and ammonium acetate in mixtures of maltose-dimethylurea (DMU)–NH₄Cl.¹² Zhao *et al.* demonstrated a KI-catalyzed three-component synthesis of quinazolines utilizing 2-aminophenyl ketones, methylarenes, and

ammonium acetate.¹³ Saikia *et al.* achieved quinazolines by a trimethylsilyltrifluoromethane sulfonate-catalyzed activation of aliphatic and aromatic nitriles.¹⁴ Chen *et al.* prepared quinazolines from DMSO-mediated transformation of anilines, aromatic aldehydes, and ammonium iodide under oxygen atmosphere.¹⁵

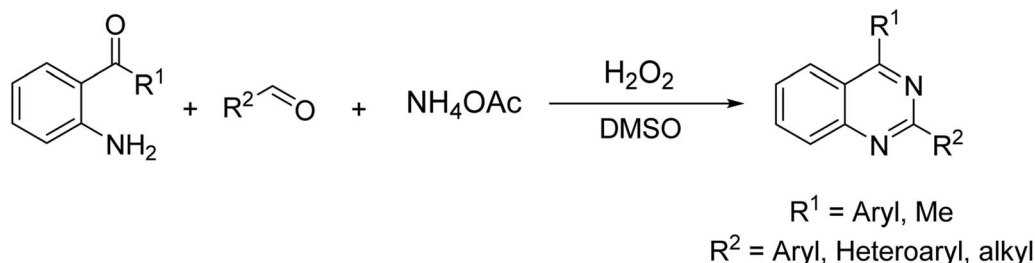
Hydrogen peroxide has been considered as an ideal oxidant for liquid-phase green chemistry as it is non-toxic, environmentally benign, and atom efficient, producing only water as theoretical by-product.^{16–18} Additionally, utilizing hydrogen peroxide as oxidant normally does not require temperatures over 100 °C for oxidation transformations.¹⁷ In organic synthesis, low efficiency of hydrogen peroxide has limited its applications, and organic peroxides are preferred in many cases. There has been growing interest in employing hydrogen peroxide as green oxidant in many synthetic strategies. Doherty *et al.* successfully replaced strong oxidants by hydrogen peroxide for sulfoxidation reactions.¹⁹ Devi *et al.* previously employed hydrogen peroxide instead of organic peroxides for the synthesis of *N*-(pyridin-2-yl)benzamides.²⁰ Zhou *et al.* described hydrogen peroxide-mediated transformations of enamides to generate substituted α -acyloxyketones.²¹ Lindhorst *et al.* conducted oxidations of aromatic hydrocarbons using hydrogen peroxide as green oxidant.²² Yaremenko *et al.* converted 1,5-diketones to ozonides in the presence of hydrogen peroxide.²³ Qiu *et al.* demonstrated an efficient oxidation of methylene C–H in oxindoles or 2,3-dihydroquinolin-4-ones by utilizing hydrogen peroxide.²⁴ In this work, we would like to report a metal-free synthesis of 2,4-substituted quinazolines *via* hydrogen peroxide-mediated one-pot three-component reaction of 2-aminoaryl ketones, aldehydes, and ammonium acetate

^{*}Faculty of Chemical Engineering, Ho Chi Minh City University of Technology (HCMUT), 268 Ly Thuong Kiet, District 10, Ho Chi Minh City, Vietnam. E-mail: pnqanh@hcmut.edu.vn; ptsnam@hcmut.edu.vn; Fax: +84 8 38637504; Tel: +84 8 38647256, ext. 5681
^bVietnam National University Ho Chi Minh City, Linh Trung Ward, Thu Duc District, Ho Chi Minh City, Vietnam

† Electronic supplementary information (ESI) available. See DOI: 10.1039/d0ra05040g

‡ These authors contributed equally to this work.





Scheme 1 Synthesis of 2,4-substituted quinazolines via hydrogen peroxide-mediated one-pot three-component reactions.

(Scheme 1). High yields were achieved under mild reaction conditions.

2. Experimental

In a representative experiment, a mixture of 2'-aminoacetophenone (13.6 mg, 0.1 mmol), 3-pyridinecarboxaldehyde (21.5 mg, 0.2 mmol), NH_4OAc (23.2 mg, 0.3 mmol), and diphenyl ether (17.1 mg, 0.1 mmol) as an internal standard in dimethylsulfoxide (DMSO; 1 mL, 14 mmol) was added into a 8 mL screw-cap vial. The reaction mixture was magnetically stirred for 2 min to disperse entirely reactants in the liquid phase, followed by the addition of hydrogen peroxide (H_2O_2 ; 30 wt% in H_2O ; 0.4 mmol, 41.2 μL). The resulting mixture was subsequently stirred at 60 °C for 6 h. The reaction yield monitored by withdrawing aliquots from the reaction mixture, and quenched with brine. The organic components were consequently extracted into ethyl acetate (2 mL), dried over anhydrous Na_2SO_4 , and analyzed by GC with reference to diphenyl ether. To isolate the desired product, after disappearance of the reactant (monitored by TLC), the mixture was slowly cooled to room temperature and diluted with ethyl acetate (20 mL), washed with saturated NaHCO_3 solution (3×5 mL), dried over anhydrous Na_2SO_4 , and concentrated under vacuum. The crude product was purified by column chromatography on silica gel with hexane/ethyl acetate solvent system to give pure product. The product structure was confirmed by ^1H NMR, and ^{13}C NMR.

3. Results and discussion

Initially, the three-component reaction between 2'-aminoacetophenone (**1a**), 3-pyridinecarboxaldehyde (**2a**), and ammonium acetate to produce 4-methyl-2-(pyridin-3-yl)quinazoline (**3aa**) was investigated (Table 1). Preliminary studies indicated that an oxidant was required for this transformation. Reaction conditions were screened to maximize the yield of **3aa**, concerning temperature, reactant molar ratio, solvent, ammonium acetate amount, oxidant, and oxidant amount. The reaction was conducted in DMSO for 24 h, using 2 equivalents of **2a**, 3 equivalents of ammonium acetate, and 4 equivalents of hydrogen peroxide, at temperature ranging from ambient to 120 °C (entries 1–6). Best result was obtained for the reaction conducted at 60 °C with 84% yield of **3aa** being detected (entry 3). Increasing the temperature resulted in lower yields, with

only 44% yield being recorded for the reaction performed at 120 °C. It should be noted that decreasing the reaction time from 24 h to 6 h led to 90% yield of **3aa** (entry 12). Indeed, experimental results indicated that pyridine-3-carboxylic acid was produced as by-product at high temperature or after long reaction time. Additionally, the reactant molar ratio exhibited a noticeable influence on the formation of **3aa** (entries 7–17). Utilizing excess amounts of **2a** favored the transformation, while significantly lower yields were detected in the presence of excess amounts of **1a**.

With these results in hand, we subsequently investigated the impact of solvent on the formation of **3aa**. The reaction was carried out at 60 °C for 6 h, using 2 equivalents of **2a**, 3 equivalents of ammonium acetate, and 4 equivalents of hydrogen peroxide, in different solvents including chlorobenzene, 1,2-dichlorobenzene, dioxane, DMF, DMSO, NMP, and DMAc, respectively (entries 18–23). It was noted that the solvent exhibited a significant impact on the reaction, and DMSO emerged as the best option (entry 12). The transformation was also controlled by the amount of the nitrogen source (entries 24–27). Using 1 equivalent of ammonium acetate afforded 44% yield (entry 24), while 90% yield was obtained in the presence of 2 equivalents of ammonium acetate (entry 12). Nevertheless, extending the amount of ammonium acetate resulted in lower yields. Next, a series of oxidants were tested for the reaction, including both organic and inorganic oxidants (entries 28–33). The reaction conducted under air without any additional oxidant afforded 55% yield (entry 29), and this value was improved to 69% for the reaction carried out under molecular oxygen (entry 30). Interestingly, utilizing the readily available hydrogen peroxide afforded 90% yield of **3aa** (entry 12). Organic peroxides such as di-*tert*-butylperoxide or *tert*-butyl hydroperoxide in water exhibited lower efficiency than hydrogen peroxide. Indeed, besides air and molecular oxygen, hydrogen peroxide should be utilized as the most atom-efficient and green oxidant. Furthermore, the transformation was controlled by the amounts of hydrogen peroxide (entries 34–38), and utilizing 4 equivalents offered best yield of **3aa** (entry 12).

Based on these results, the scope was then extended to the synthesis of many substituted quinazolines via the hydrogen peroxide-mediated three-component reaction of 2-aminoaryl ketones, aldehydes, and ammonium acetate (Table 2). The reaction was carried out in DMSO at 60 °C for 6 h, with 2 equivalents of the aldehyde, using 3 equivalents of ammonium

Table 1 Screening reaction conditions^a

Reaction scheme: 2'-aminoacetophenone (**1a**) + aldehyde (**2a**) $\xrightarrow[\text{Solvent}]{\text{NH}_4\text{OAc, oxidant}}$ quinazoline (**3aa**)

Entry	Temperature (°C)	1a : 2a (mol : mol)	Solvent	NH ₄ OAc amount (equiv.)	Oxidant	Oxidant amount (equiv.)	Yield ^b (%)
1	RT ^c	1 : 2	DMSO	3	H ₂ O ₂	4	42
2	40 ^c	1 : 2	DMSO	3	H ₂ O ₂	4	45
3	60 ^c	1 : 2	DMSO	3	H ₂ O ₂	4	84
4	80 ^c	1 : 2	DMSO	3	H ₂ O ₂	4	83
5	100 ^c	1 : 2	DMSO	3	H ₂ O ₂	4	62
6	120 ^c	1 : 2	DMSO	3	H ₂ O ₂	4	44
7	60	1 : 1	DMSO	3	H ₂ O ₂	4	51
8	60	1 : 1.2	DMSO	3	H ₂ O ₂	4	58
9	60	1 : 1.4	DMSO	3	H ₂ O ₂	4	71
10	60	1 : 1.6	DMSO	3	H ₂ O ₂	4	78
11	60	1 : 1.8	DMSO	3	H ₂ O ₂	4	81
12	60	1 : 2	DMSO	3	H ₂ O ₂	4	90
13	60	1 : 3	DMSO	3	H ₂ O ₂	4	59
14	60	1 : 4	DMSO	3	H ₂ O ₂	4	31
15	60	2 : 1	DMSO	3	H ₂ O ₂	4	54
16	60	3 : 1	DMSO	3	H ₂ O ₂	4	59
17	60	4 : 1	DMSO	3	H ₂ O ₂	4	60
18	60	1 : 2	DCB	3	H ₂ O ₂	4	17
19	60	1 : 2	PhCl	3	H ₂ O ₂	4	28
20	60	1 : 2	Dioxane	3	H ₂ O ₂	4	42
21	60	1 : 2	DMF	3	H ₂ O ₂	4	62
22	60	1 : 2	DMAc	3	H ₂ O ₂	4	71
23	60	1 : 2	NMP	3	H ₂ O ₂	4	72
24	60	1 : 2	DMSO	1	H ₂ O ₂	4	44
25	60	1 : 2	DMSO	2	H ₂ O ₂	4	73
26	60	1 : 2	DMSO	4	H ₂ O ₂	4	84
27	60	1 : 2	DMSO	5	H ₂ O ₂	4	80
28	60	1 : 2	DMSO	3	TEMPO	4	22
29	60	1 : 2	DMSO	3	Air	—	55
30	60	1 : 2	DMSO	3	O ₂	—	69
31	60	1 : 2	DMSO	3	DTBP	4	61
32	60	1 : 2	DMSO	3	K ₂ S ₂ O ₈	4	67
33	60	1 : 2	DMSO	3	aqTBHP	4	83
34	60	1 : 2	DMSO	3	H ₂ O ₂	0	55
35	60	1 : 2	DMSO	3	H ₂ O ₂	1	72
36	60	1 : 2	DMSO	3	H ₂ O ₂	2	75
37	60	1 : 2	DMSO	3	H ₂ O ₂	3	85
38	60	1 : 2	DMSO	3	H ₂ O ₂	5	80

^a Reaction conditions: 2'-aminoacetophenone (0.1 mmol); solvent (1 mL); under air; 6 h. DMSO: dimethyl sulfoxide; DMF: *N,N*-dimethylformamide; DMAc: *N,N*-dimethylacetamide; DCB: 1,2-dichlorobenzene; NMP: *N*-methyl-2-pyrrolidone; DTBP: di-*tert*-butylperoxide; aqTBHP: *tert*-butyl hydroperoxide in water; dCTBHP: *tert*-butyl hydroperoxide in decane. ^b GC yield. ^c The reaction was carried out in 24 h.

acetate, and 4 equivalents of hydrogen peroxide. Products were consequently purified by column chromatography. In the first series, several aromatic aldehydes were utilized for the reaction with 2'-aminoacetophenones and ammonium acetate. Under these conditions, **3aa**, **3ab**, **3ac**, and **3ad** were achieved in 88%, 89%, 75%, and 74% yields, respectively (entries 1–4). Coupling

with aliphatic aldehydes was also feasible, yielding 2,4-dialkylsubstituted quinazolines **3ae**, **3ag**, **3ah** in good yields (entries 5–7). Next, 1-(6-aminobenzodioxol-5-yl)ethan-1-one was employed for the reaction with different aldehydes, producing **3ba**, **3bb**, **3bc**, and **3bd** in 74%, 78%, 75%, and 72% yields, respectively (entries 8–11). Moving to the transformation

Table 2 Synthesis of 2,4-substituted quinazolines *via* one-pot three-component reaction of 2-aminoaryl ketones, aldehydes, and ammonium acetate^a

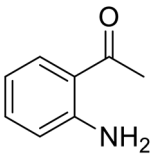
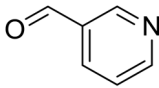
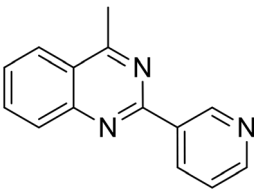
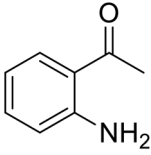
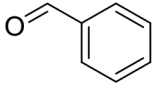
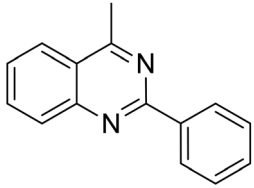
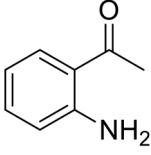
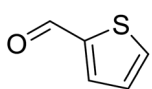
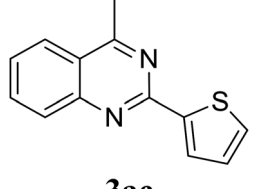
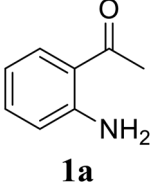
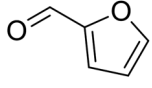
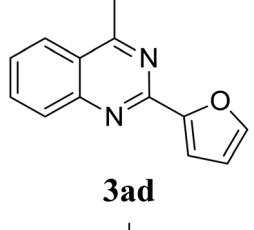
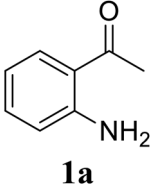
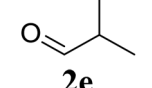
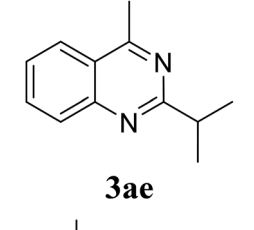
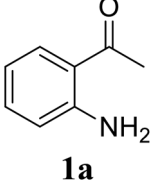
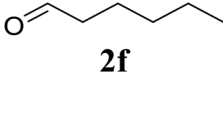
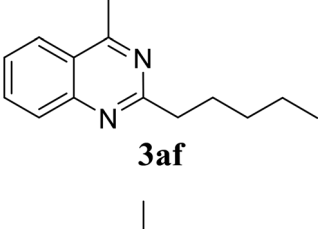
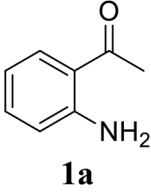
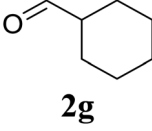
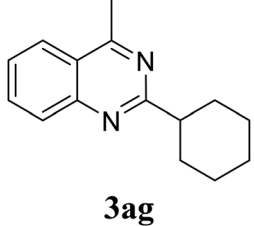
Entry	Reactant 1	Reactant 2	Product	Yield ^b (%)
1	 1a	 2a	 3aa	88
2	 1a	 2b	 3ab	89
3	 1a	 2c	 3ac	75
4	 1a	 2d	 3ad	74
5	 1a	 2e	 3ae	70
6	 1a	 2f	 3af	75
7	 1a	 2g	 3ag	85

Table 2 (Contd.)

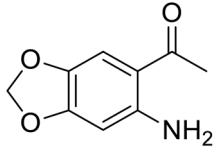
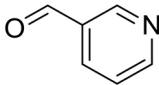
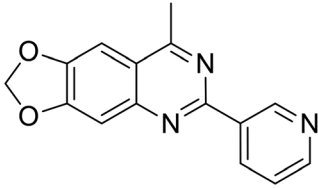
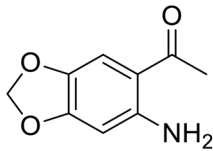
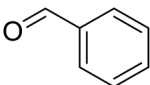
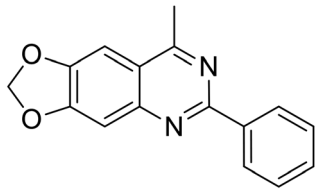
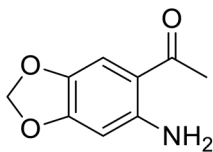
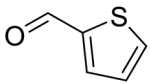
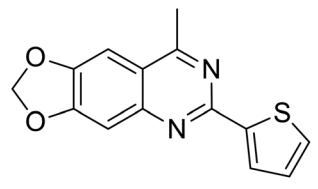
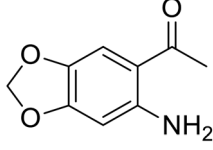
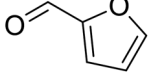
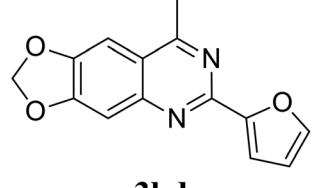
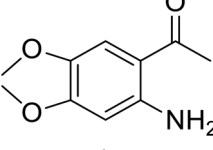
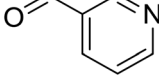
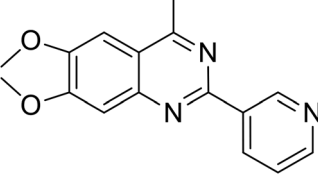
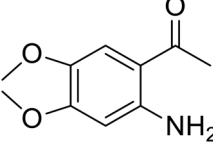
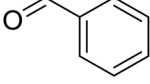
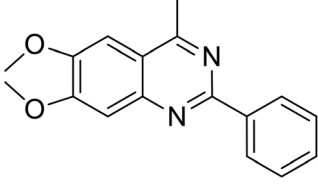
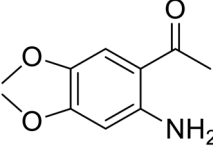
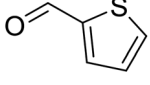
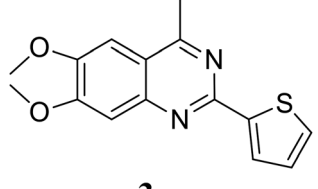
Entry	Reactant 1	Reactant 2	Product	Yield ^b (%)
8	 1b	 2a	 3ba	74
9	 1b	 2b	 3bb	78
10	 1b	 2c	 3bc	75
11	 1b	 2d	 3bd	72
12	 1c	 2a	 3ca	72
13	 1c	 2b	 3cb	75
14	 1c	 2c	 3cc	70

Table 2 (Contd.)

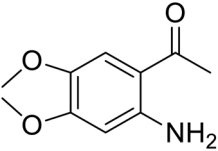
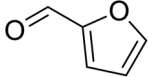
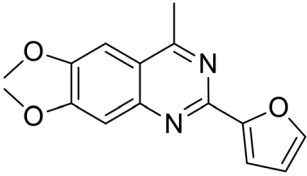
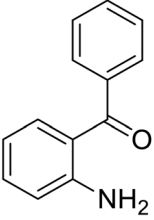
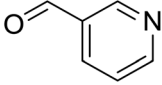
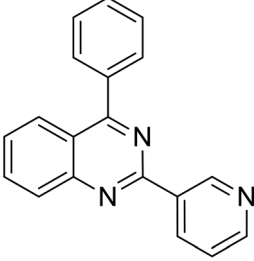
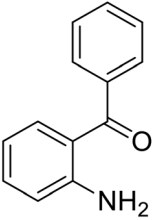
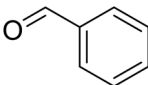
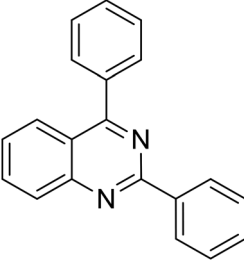
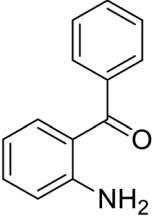
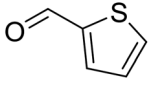
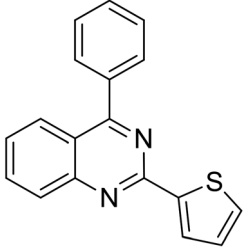
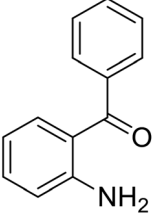
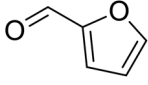
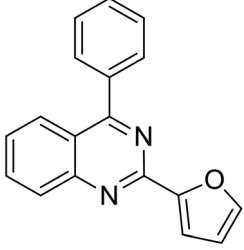
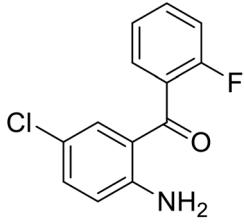
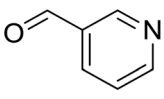
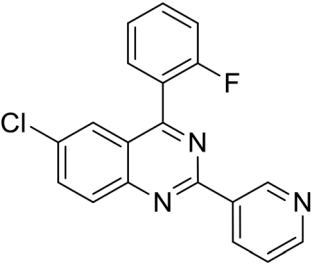
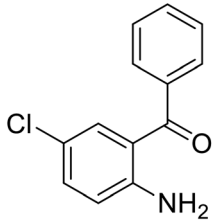
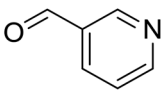
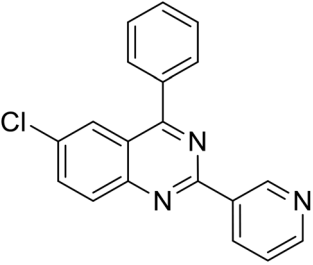
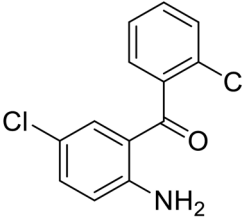
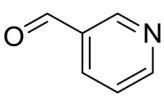
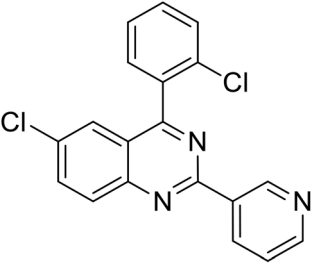
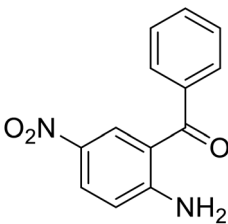
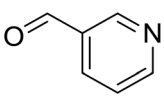
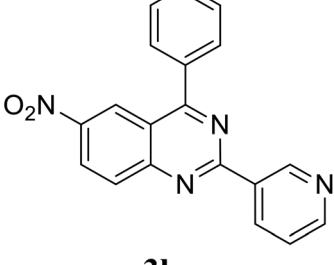
Entry	Reactant 1	Reactant 2	Product	Yield ^b (%)
15	 1c	 2d	 3cd	69
16	 1d	 2a	 3da	84
17	 1d	 2b	 3db	85
18	 1d	 2c	 3dc	78
19	 1d	 2d	 3dd	68

Table 2 (Contd.)

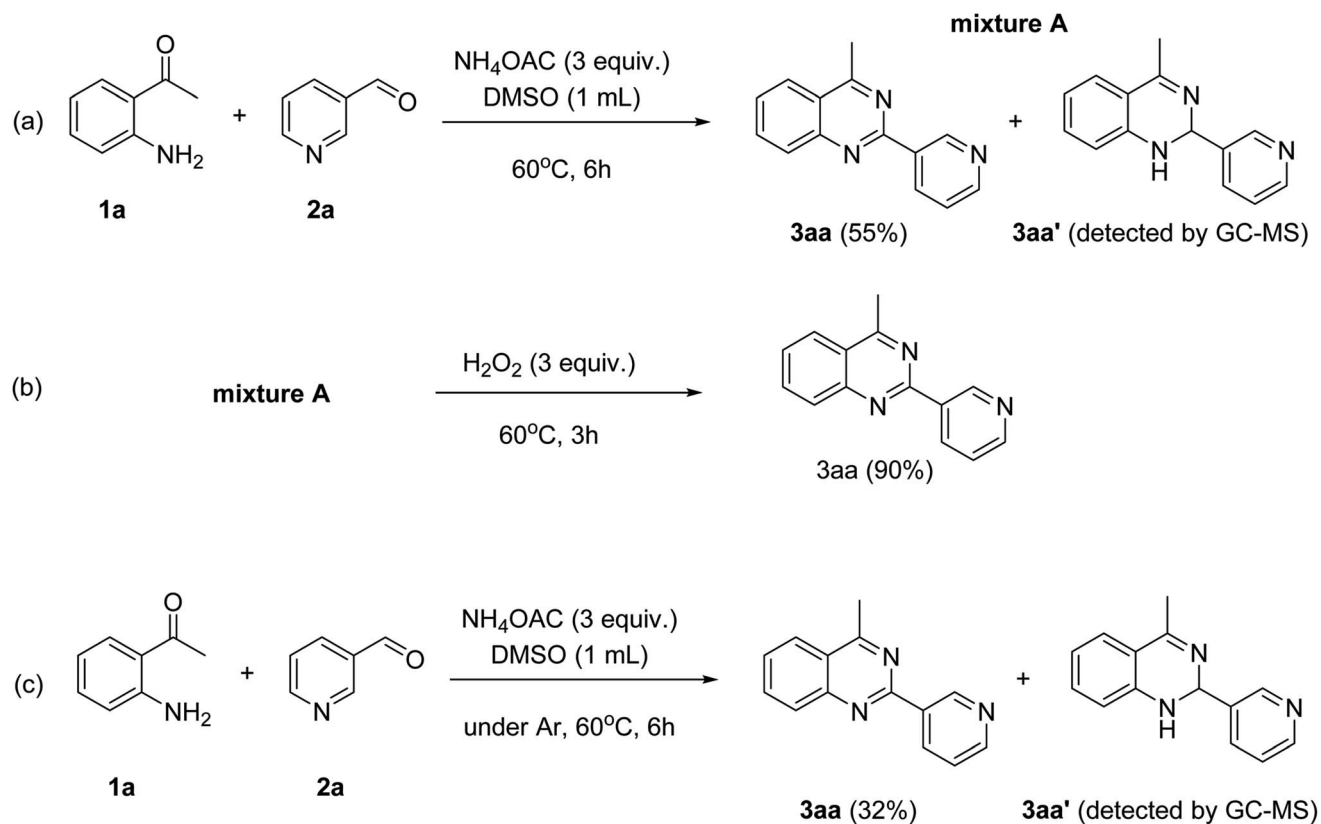
Entry	Reactant 1	Reactant 2	Product	Yield ^b (%)
20	 <p>1e</p>	 <p>2a</p>	 <p>3ea</p>	69
21	 <p>1f</p>	 <p>2a</p>	 <p>3fa</p>	70
22	 <p>1g</p>	 <p>2a</p>	 <p>3ga</p>	68
23	 <p>1h</p>	 <p>2a</p>	 <p>3ha</p>	61

^a Reaction conditions: reactant 1 (0.1 mmol); reactant 2 (0.2 mmol); NH₄OAc (0.3 mmol); H₂O₂ (0.4 mmol); DMSO (1 mL); 60 °C; under air; 6 h.
^b Isolated yields.

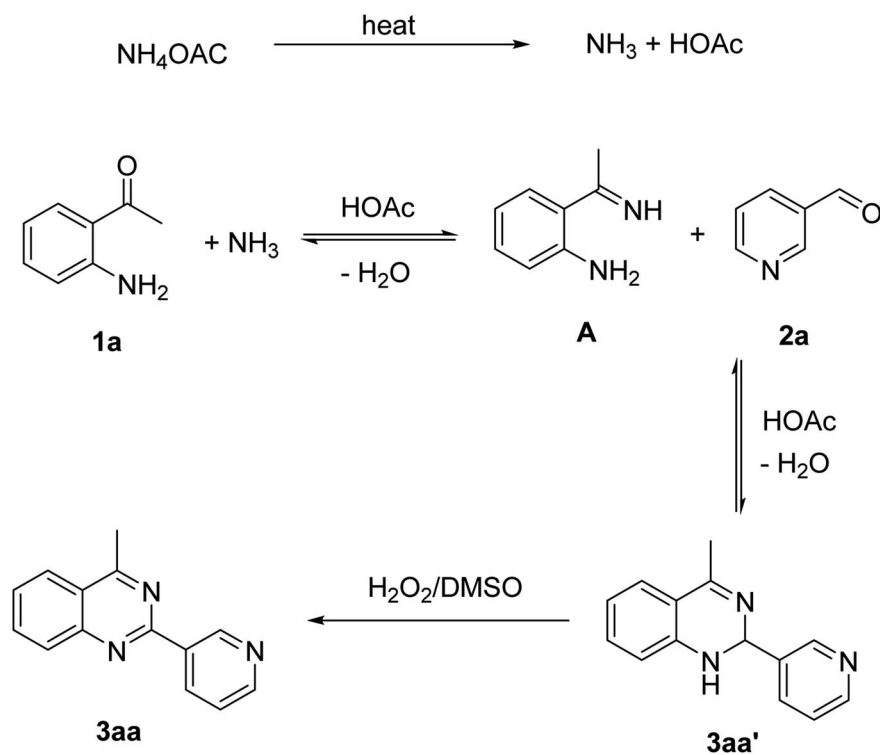
of 1-(2-amino-4,5-dimethoxyphenyl)ethan-1-one with several aldehydes, **3ca**, **3cb**, **3cc**, and **3cd** were generated in 72%, 70%, 75%, and 69% yields, respectively (entries 12–15). In the second series, many 2-aminobenzophenones were used for the three-component reaction with various aldehydes. It was found that 2-aminobenzophenones were also reactive towards the transformation. Under standard conditions, **3db**, **3dc**, and **3dd** were obtained in 85%, 78%, and 68% yields, respectively (entries 16–

18). Similarly, 2-aminobenzophenone derivatives containing different substituents were employed for the reaction, producing corresponding products in reasonable yields (**3ea**, **3fa**, **3ga**, and **3ha**) (entries 19–23).

To gain insight into the possible mechanism on the formation of the quinazoline products, several control experiments were conducted. The reaction between **1a** and **2a** was performed in the absence of hydrogen peroxide. Except for the generation of desired



Scheme 2 Control experiments.



Scheme 3 Proposed reaction pathway.

product **3aa** in 55% yield, the dihydroquinazoline intermediate **3aa'** was observed by GC-MS analysis in trace amount (Scheme 2a). In another control experiment, hydrogen peroxide was subsequently added into the reaction mixture depicted in Scheme 2a and the resulting solution was stirred for a further 3 h (Scheme 2b). As expected, 90% yield of target product **3aa** was obtained in the presence of 3 equivalents of hydrogen peroxide. It should be noted that 64% and 78% yields of **3aa** was detected when 1 and 2 equivalents of hydrogen peroxide were utilized, respectively. These observations suggested that compound **3aa'** was the reaction intermediate. The similar result was achieved when the reaction between **1a** and **2a** was conducted under argon atmosphere (Scheme 2c). These observations confirmed the essential role of active oxygen species for the transformation.

Based on experimental observations and previous reports,^{6,12,15} the proposed pathway for the formation of quinazoline derivatives was shown in Scheme 3. Firstly, ammonium acetate was decomposed to NH₃ and AcOH by heating. Condensation between 2'-aminoacetophenone **1a** with NH₃ occurred to give imine **A**. Subsequent condensation between the amino moiety of imine **A** with aldehyde **2a**, followed by nucleophilic cyclization, generated the dihydroquinazoline intermediate **3aa'**. The key intermediate **3aa'** can be rapidly oxidized to the final product **3aa** in the presence of hydrogen peroxide and DMSO.

4. Conclusions

In summary, we have developed an efficient metal-free synthesis of 2,4-substituted quinazolines *via* hydrogen peroxide-mediated one-pot three-component reaction of 2-aminoaryl ketones, aldehydes, and ammonium acetate. The transformation proceeded readily under mild conditions in the presence of commercially available hydrogen peroxide. The nature of solvent was critical for the one-pot three-component reaction, and DMSO emerged as the best option for the formation of 2,4-substituted quinazolines. Reaction conditions were compatible with numerous functionalities. Aromatic, heteroaromatic and aliphatic aldehydes were reactive towards this transformation, affording corresponding 2,4-substituted quinazolines in good yields. The significant advantages of this approach are the (1) easily available atom-efficient and green hydrogen peroxide as oxidant; (2) no transition metal catalyst is required; (3) mild reaction conditions; and (4) wide substrate scope. To the best of our knowledge, utilizing hydrogen peroxide as atom-efficient and green oxidant for the synthesis of 2,4-substituted quinazolines was not previously reported in the literature. This strategy provides an efficient and environmentally benign route for the synthesis of 2,4-substituted quinazolines, and would be interested to the chemistry community.

Conflicts of interest

There are no conflicts to declare.

Acknowledgements

We would like to thank the Viet Nam National Foundation for Science and Technology Development (NAFOSTED) for financial support under Project code 104.05-2018.330 (PI: Anh N. Q. Phan). Ms Thu T. H. Nguyen is acknowledged for her help in taking samples.

References

- 1 J. Zheng, S. Jeon, W. Jiang, L. F. Burbulla, D. Ysselstein, K. Oevel, D. Krainc and R. B. Silverman, *J. Med. Chem.*, 2019, **62**, 1218–1230.
- 2 R. Ilmi, E. Tseriotou, P. Stylianou, Y. A. Christou, I. Tfofi, N. Dietis, C. Pitris, A. D. Odysseos and S. N. Georgiades, *Mol. Pharm.*, 2019, **16**, 4260–4273.
- 3 K. Zhang, F. Lai, S. Lin, M. Ji, J. Zhang, Y. Zhang, J. Jin, R. Fu, D. Wu, H. Tian, N. Xue, L. Sheng, X. Zou, Y. Li, X. Chen and H. Xu, *J. Med. Chem.*, 2019, **62**, 6992–7014.
- 4 P. Sang, Y. Xie, J. Zou and Y. Zhang, *Org. Lett.*, 2012, **14**, 3894–3897.
- 5 Z.-H. Zhang, X.-N. Zhang, L.-P. Mo, Y.-X. Li and F.-P. Ma, *Green Chem.*, 2012, **14**, 1502–1506.
- 6 T. Chatterjee, D. I. Kim and E. J. Cho, *J. Org. Chem.*, 2018, **83**, 7423–7430.
- 7 K. Hu, Q. Zhen, J. Gong, T. Cheng, L. Qi, Y. Shao and J. Chen, *Org. Lett.*, 2018, **20**, 3083–3087.
- 8 P. T. Kirinde Arachchige and C. S. Yi, *Org. Lett.*, 2019, **21**, 3337–3341.
- 9 K. Das, A. Mondal, D. Pal and D. Srimani, *Org. Lett.*, 2019, **21**, 3223–3227.
- 10 G. Satish, A. Polu, L. Kota and A. Ilangovan, *Org. Biomol. Chem.*, 2019, **17**, 4774–4782.
- 11 R. Lai, X. Wu, S. Lv, C. Zhang, M. He, Y. Chen, Q. Wang, L. Hai and Y. Wu, *Chem. Commun.*, 2019, **55**, 4039–4042.
- 12 Z.-H. Zhang, X.-N. Zhang, L.-P. Mo, Y.-X. Li and F.-P. Ma, *Green Chem.*, 2012, **14**, 1502–1506.
- 13 D. Zhao, Q. Shen and J.-X. Li, *Adv. Synth. Catal.*, 2015, **357**, 339–344.
- 14 U. P. Saikia, G. Borah and P. Pahari, *Eur. J. Org. Chem.*, 2018, **2018**, 1211–1217.
- 15 J. Chen, D. Chang, F. Xiao and G.-J. Deng, *Green Chem.*, 2018, **20**, 5459–5463.
- 16 R. Ciriminna, L. Albanese, F. Meneguzzo and M. Pagliaro, *ChemSusChem*, 2016, **9**, 3374–3381.
- 17 T. Cousin, G. Chatel, N. Kardos, B. Andrioletti and M. Draye, *Catal. Sci. Technol.*, 2019, **9**, 5256–5278.
- 18 J. Přeč, R. E. Morris and J. Čejka, *Catal. Sci. Technol.*, 2016, **6**, 2775–2786.
- 19 S. Doherty, J. G. Knight, M. A. Carroll, J. R. Ellison, S. J. Hobson, S. Stevens, C. Hardacre and P. Goodrich, *Green Chem.*, 2015, **17**, 1559–1571.
- 20 E. Sankari Devi, A. Alanthadka, A. Tamilselvi, S. Nagarajan, V. Sridharan and C. U. Maheswari, *Org. Biomol. Chem.*, 2016, **14**, 8228–8231.
- 21 X. Zhou, H. Ma, J. Cao, X. Liu and G. Huang, *Org. Biomol. Chem.*, 2016, **14**, 10070–10073.

- 22 A. C. Lindhorst, J. Schütz, T. Netscher, W. Bonrath and F. E. Kühn, *Catal. Sci. Technol.*, 2017, 7, 1902–1911.
- 23 I. A. Yaremenko, G. d. P. Gomes, P. S. Radulov, Y. Y. Belyakova, A. E. Vilikotskiy, V. A. Vil', A. A. Korlyukov, G. I. Nikishin, I. V. Alabugin and A. O. Terent'ev, *J. Org. Chem.*, 2018, 83, 4402–4426.
- 24 B. Qiu, D. Xu, Q. Sun, J. Lin and W. Sun, *Org. Lett.*, 2019, 21, 618–622.