

CORRECTION

Open Access



Correction to: SCOPE: safer care for older persons (in residential) environments—a pilot study to enhance care aide-led quality improvement in nursing homes

Malcolm Doupe^{1*}, Thekla Brunkert^{2,3}, Adrian Wagg⁴, Liane Ginsburg⁵, Peter Norton⁶, Whitney Berta⁷, Jennifer Knopp-Sihota⁸ and Carole Estabrooks⁹

Correction to: Pilot Feasibility Stud 8, 26 (2022)
<https://doi.org/10.1186/s40814-022-00975-8>

Following publication of the original article [1], the authors reported an error in Fig. 2. The correct figure is given below.

The original article [1] has been updated.

Author details

¹Max Rady College of Medicine, Rady Faculty of Health Sciences, University of Manitoba, Winnipeg, MB, Canada. ²University Department of Geriatric Medicine FELIX PLATTER, Basel, Switzerland. ³Nursing Science (INS), Department Public Health (DPH), Faculty of Medicine, University of Basel, Basel, Switzerland. ⁴Department of Medicine, Faculty of Medicine and Dentistry, University of Alberta, Edmonton, Alberta, Canada. ⁵School of Health Policy & Management, York University, Toronto, Canada. ⁶Department of Family Medicine, University of Calgary, Calgary, Alberta, Canada. ⁷Institute of Health Policy, Management & Evaluation, University of Toronto, Toronto, Canada. ⁸Faculty of Health Disciplines, Athabasca University, Edmonton, Alberta, Canada. ⁹Faculty of Nursing, University of Alberta, Edmonton, Alberta, Canada.

Published online: 01 March 2022

The original article can be found online at <https://doi.org/10.1186/s40814-022-00975-8>.

*Correspondence: MalcolmBrayDoupe@umanitoba.ca

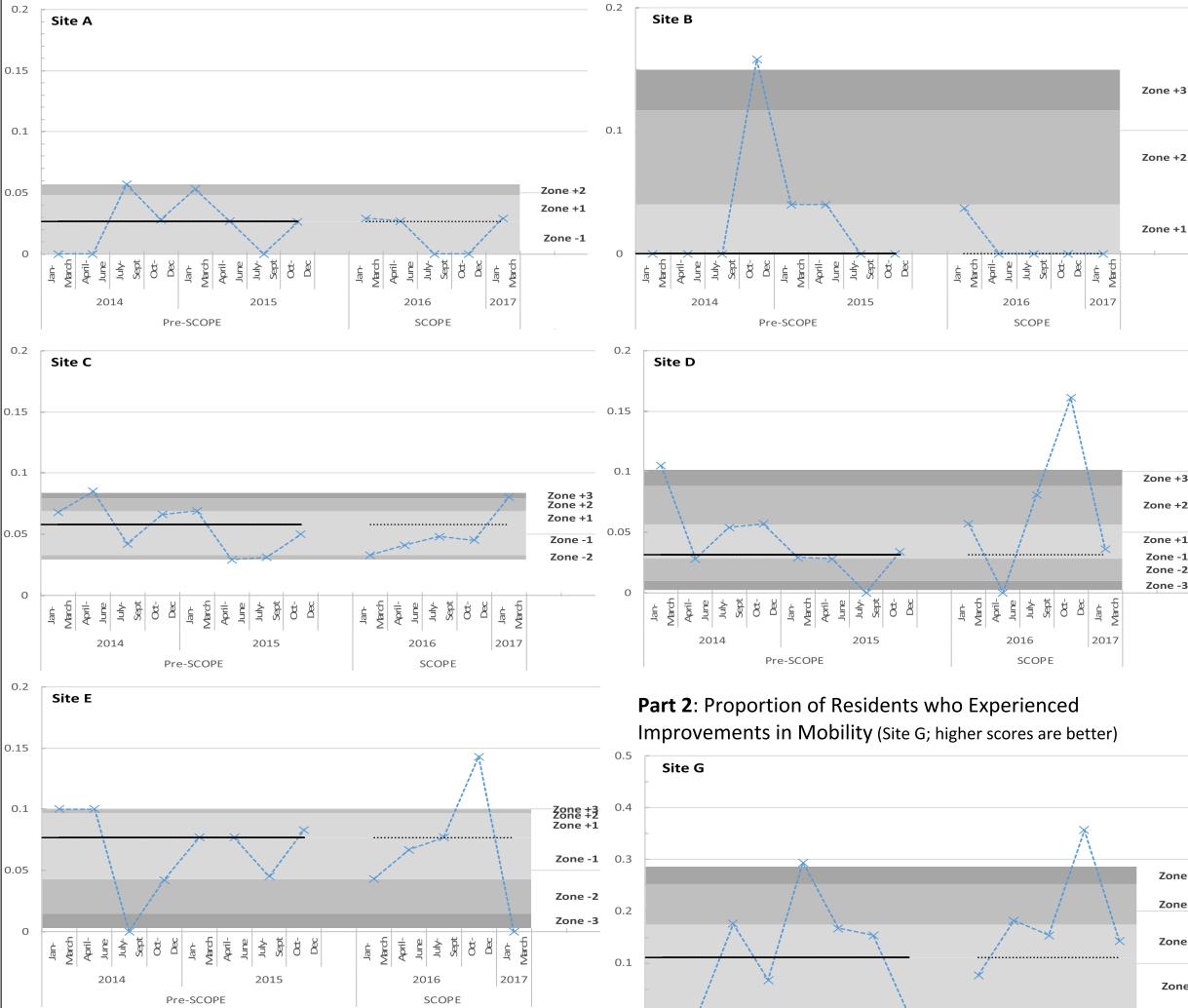
¹ Max Rady College of Medicine, Rady Faculty of Health Sciences, University of Manitoba, Winnipeg, MB, Canada

Full list of author information is available at the end of the article

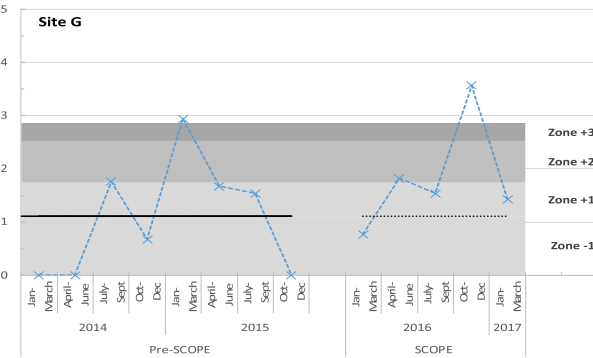


© The Author(s) 2022. **Open Access** This article is licensed under a Creative Commons Attribution 4.0 International License, which permits use, sharing, adaptation, distribution and reproduction in any medium or format, as long as you give appropriate credit to the original author(s) and the source, provide a link to the Creative Commons licence, and indicate if changes were made. The images or other third party material in this article are included in the article's Creative Commons licence, unless indicated otherwise in a credit line to the material. If material is not included in the article's Creative Commons licence and your intended use is not permitted by statutory regulation or exceeds the permitted use, you will need to obtain permission directly from the copyright holder. To view a copy of this licence, visit <http://creativecommons.org/licenses/by/4.0/>. The Creative Commons Public Domain Dedication waiver (<http://creativecommons.org/publicdomain/zero/1.0/>) applies to the data made available in this article, unless otherwise stated in a credit line to the data.

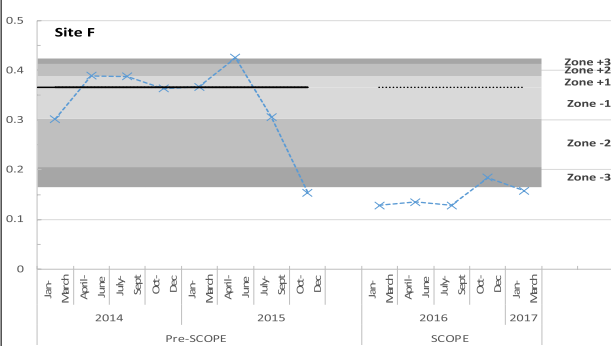
Part 1: Proportion of Residents who Experienced Improvements in Responsive Behavior (Sites A-E; higher scores are better)



Part 2: Proportion of Residents who Experienced Improvements in Mobility (Site G; higher scores are better)



Part 3: Proportion of Residents who Experienced Any Amount of Pain (Site F; lower scores are better)*



Legend

- Pre-SCOPE Median
- Actual Scores

Zones (Based on the distribution of pre-SCOPE data; e.g., for Site B zones -1 to +3 all equal 0)

- Zone -3: 1st to 5th percentile
- Zone -2: 5th to 17th percentile
- Zone -1: 17th to 50th percentile
- Zone +1: 5th to 83rd percentile
- Zone +2: 83rd to 95th percentile
- Zone +3: 95th to 99th percentile

* Decreases are at least partially attributed to this site's approach to measuring pain.

Fig. 2 Unit-level clinical outcomes prior to and during the SCOPE pilot