



New records and checklist of Chilocorini (Coleoptera: Coccinellidae) from China

Wenjing Li[‡], Bingxu Chen[‡], Lizhi Huo[§], Xiaosheng Chen[§], Xingmin Wang[§]

[‡] Guangdong Provincial Key Laboratory of High Technology for Plant Protection, Plant Protection Research Institute, Guangdong Academy of Agricultural Sciences, Guangzhou, China

[§] Key Laboratory of Bio-Pesticide Innovation and Application, Engineering Technology Research Center of Agricultural Pest Biocontrol, Guangdong Province; Engineering Research Center of Biological Control, Ministry of Education & Guangdong Province, South China Agricultural University, Guangzhou, China

Corresponding author: Xingmin Wang (32457430@qq.com)

Academic editor: Yasen Mutafchiev

Received: 13 Feb 2020 | Accepted: 10 Jun 2020 | Published: 24 Jun 2020

Citation: Li W, Chen B, Huo L, Chen X, Wang X (2020) New records and checklist of Chilocorini (Coleoptera: Coccinellidae) from China. Biodiversity Data Journal 8: e51092. <https://doi.org/10.3897/BDJ.8.e51092>

Abstract

Background

China is one of the countries with the greatest species diversity of Chilocorini (Coleoptera: Coccinellidae), including nearly forty-five percent of the known genera and fourteen percent of all described species in this tribe. Recently, we discovered three species previously not recorded in China.

New information

In this study, three species *Priscibrumus uropygialis* (Mulsant, 1853), *Priscibrumus disjunctus* Canepari, 1997 and *Brumus octosignatus* (Gebler, 1830) are documented for the first time in China. *Brumus octosignatus* is the first member of the genus *Brumus* Mulsant, 1850 recorded in China. Detailed descriptions, illustrations and distributions of these three species are provided. A checklist of Chinese Chilocorini is also given.

Keywords

Coleoptera, Coccinellidae, Chilocorini, new record, checklist, China

Introduction

The members of family Coccinellidae, commonly known as colourful and shiny beetles, predators of plant pests, contain 6000 species distributed worldwide (Vandenberg 2002). The tribe Chilocorini is well-known as a primary predator of coccids. Many species of this tribe are widely used as biological control agents. In recent years, phylogenetic and evolutionary studies of Chilocorini indicated that this tribe is a monophyletic group, closely related to the tribe Coccinellini (Magro et al. 2010, Seago et al. 2011, Escalona et al. 2017, Che et al. 2017) or Plotinini (Li et al. 2020). At present, Chilocorini contains 22 genera and more than 280 species distributed worldwide (Łączyński and Tomaszewska 2012, Li et al. 2020).

China is one of the countries with the greatest species of Chilocorini (Coleoptera: Coccinellidae), including 10 genera and 39 species (Li et al. 2017a). However, in Li et al. (2017a), the genus *Brumus* Mulsant was incorrectly recorded in the Chinese checklist of Chilocorini (no literature existed to indicate that the members of this genus were distributed in China). After a phylogenetic study of the Chilocorini, the genus *Phaenochilus* Weise was synonymised with *Chilocorus* Leach (Li et al. 2020).

In this study, we report for the first time in China the genus *Brumus* with the species *Brumus octosignatus* (Gebler, 1830), as well as the species *Priscibrumus uropygialis* (Mulsant, 1853) and *Priscibrumus disjunctus* Canepari, 1997. A revised checklist of Chinese Chilocorini is also provided, containing all nine genera and 42 species.

Materials and methods

Specimens, examined in this study, were collected in China (Tibet and Xinjiang) and deposited at the Department of Entomology, South China Agriculture University (SCAU), Guangzhou.

The newly-collected specimens of *Priscibrumus disjunctus* were identified based on the original species description (Canepari 1997). The specimens of the other two new Chinese records i.e. *Priscibrumus uropygialis* and *Brumus octosignatus*, were identified from the secondary descriptions and illustrations by Miyatake (1985) and Kovář (1997), respectively.

External morphology was observed with a dissecting stereomicroscope (SteREO Discovery V20, Zeiss). Male and female genitalia were dissected, cleared in 10% solution of sodium hydroxide (NaOH) by boiling for several minutes and examined with an Olympus BX51 microscope. Photographs of the genitalia and other morphological characters were taken with digital cameras (AxioCam HRC and Coolsnap-Procf & CRI Micro*Color), attached to microscopes using AxioVision Rel. ver. 4.8 and Image-Pro Plus ver. 6.0.

Images were cleaned up and laid out in plates with Adobe Photoshop CS ver. 8.0. Terminology follows Ślipiński (2007).

Abbreviations

TL = total length: length from apical margin of clypeus to apex of elytra

TW = total width: width across both elytra at widest part

TH = body height measured across the highest point of the elytra

HW = head width in a frontal view

PL = pronotal length: from middle of anterior margin to base of pronotum

PW = pronotal width at widest part

EL = elytral length: from apex to base including scutellum

EW = elytral width, equal to TW

Taxon treatments

Priscibrumus Kovář, 1997

Nomenclature

Priscibrumus Kovář, 1997 in Kovář 1997: 114

Type species

Exochomus puniceipennis Semenov, 1900

Diagnosis

Priscibrumus can be distinguished from other genera of the tribe Chilacorini by the following combination of characters: body densely covered with short, greyish pubescence; antenna composed of 10 antennomeres, with terminal antennomere very small and embedded in the penultimate antennomere; pronotal basal margin entirely bordered with submarginal line; base of pronotum and elytra contiguous all along their length; elytral epipleura narrow, more or less horizontal and without foveae; abdominal postcoxal lines almost complete; mid and hind tibiae with two apical spurs.

***Priscibrumus disjunctus* Canepari, 1997**

Nomenclature

Priscibrumus disjunctus Canepari, 1997 in Canepari 1997: 45.

Material

Holotype:

- a. scientificName: *Priscibrumus disjunctus*; country: China; stateProvince: Tibet; locality: Jilong County; verbatimElevation: 2900 m; verbatimCoordinates: 28°18.05'N; 85°23.12'E; georeferenceProtocol: label; samplingProtocol: sweeping; eventDate: 28/08/1984; individualCount: 2; sex: 1 male, 1 female; lifeStage: adult; recordedBy: Wenjing Li; identifiedBy: Wenjing Li; dateIdentified: 2017; basisOfRecord: PreservedSpecimen


Description

TL: 3.75–4.10 mm, TW: 2.80–2.91 mm, TH: 1.83–2.12 mm, TL/TW: 1.31–1.34, PL/PW: 0.45–0.47, EL/EW: 1.07–1.10.

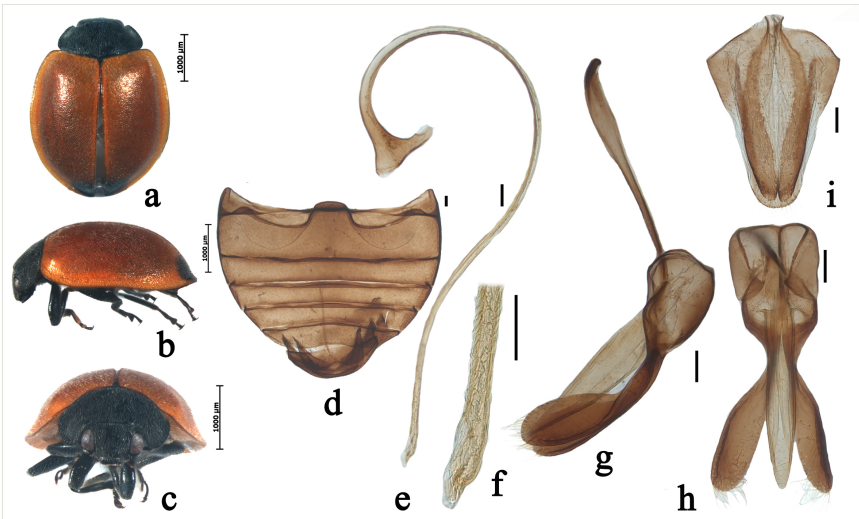
Body oval, moderately convex. Head black, densely covered with short, greyish pubescence. Mouthparts and antenna black. Pronotum black, densely covered with short, greyish pubescence. Scutellum black. Elytra reddish-brown, with two pairs of broadly black stripes: outer stripes approximately 2/5 width of elytra, 3/4 length of elytra; inner stripes situated on suture, almost as long as elytra, distinctly broadening at base and weakly broadening at apex, densely covered with extremely short, greyish pubescence (Fig. 1a–c). Underside black except elytral epipleura brownish-yellow, densely covered with short, greyish pubescence. Abdominal postcoxal lines incomplete, arcuate. Posterior margin of male abdominal ventrite 5 slightly emarginate at middle and of ventrite 6 distinctly emarginate (Fig. 1d).

Male genitalia: penis slender, penis capsule with short outer and inner arm, apex of penis truncate with membranous appendage (Fig. 1e–f). Tegmen stout, penis guide narrow at base, parallel along basal 1/3, after that, gradually broadening to basal 2/3, then narrowing to apex in ventral view; penis guide in lateral view, widest near base, gradually narrowing to apex; parameres distinctly longer than penis guide with dense short setae on the inner sides and distal end with a group of short setae in lateral view (Fig. 1g–h).

Female genitalia: coxites distinctly elongated. Spermatheca approximately C-shaped, cornu without appendage.

Figure 1. [doi](#)

Priscibrumus disjunctus Canepari, 1997. a. dorsal view; b. lateral view; c. frontal view; d. abdomen; e. penis; f. apex of penis; g. tegmen, lateral view; h. tegmen, ventral view. Scale bars: 0.1 mm.

Figure 2. [doi](#)

Priscibrumus uropygialis (Mulsant, 1853). a. dorsal view; b. lateral view; c. frontal view; d. abdomen; e. penis; f. apex of penis; g. tegmen, lateral view; h. tegmen, ventral view; i. ovipositor. Scale bars: 0.1 mm.




Figure 3. [doi](#)

Brumus octosignatus (Gebler, 1830). a. dorsal view; b. lateral view; c. frontal view; d. abdomen; e. penis; f. apex of penis; g. tegmen, lateral view; h. tegmen, ventral view; i. ovipositor. Scale bars: 0.1 mm.

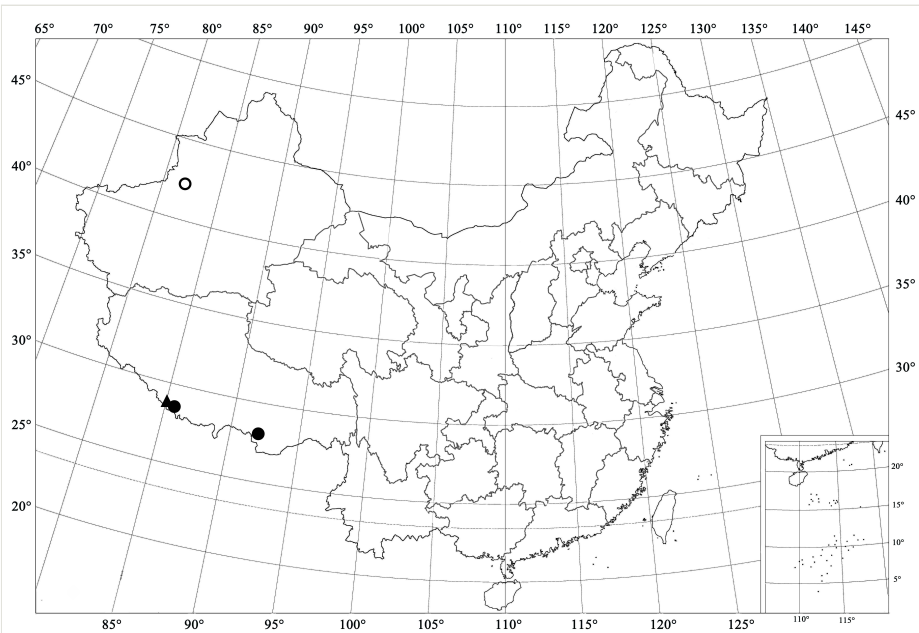


Figure 4. [doi](#)

Distribution map. (▲) *Priscibrumus disjunctus* Canepari, 1997; (●) *Priscibrumus uropygialis* (Mulsant, 1853); (○) *Brumus octosignatus* (Gebler, 1830).

Diagnosis

This species can be distinguished from other species of *Priscibrumus* by the following combination of characters: elytra reddish-brown, with two pair of broadly black stripes, inner stripes situated on suture, almost as long as elytra; parameres distinctly longer than penis guide.

Distribution

Nepal (Canepari 1997) and Tibet, China (present study) (Fig. 4).

Priscibrumus uropygialis (Mulsant, 1853)

Nomenclature

Exochomus uropygialis Mulsant, 1853 in Mulsant 1853: 196.

Brumus uropygialis (Mulsant, 1853): Crotch, 1874 (see Crotch 1874: 196, Gordon 1985: 25).

Exochomus (Exochomus) uropygialis (Mulsant, 1853) Barovskij, 1922 (see Barovskij 1922: 297-8; Mader 1955: 789, 797-8; Bielawski 1979: 114; Miyatake 1985: 11).

Priscibrumus uropygialis (Mulsant, 1853): Kovář, 1997 (see Kovář 1997: 117; Canepari 1997: 45; Poorani 2002: 314).

Materials

- a. scientificName: *Priscibrumus uropygialis*; country: China; stateProvince: Tibet; locality: Mama village, Cuona County; verbatimElevation: 2800 m; verbatimCoordinates: 27°53.03'N; 91°47.34'E; georeferenceProtocol: label; samplingProtocol: sweeping; eventDate: 25/05/2011; individualCount: 2; sex: 1 male, 1 female; lifeStage: adult; recordedBy: Wenjing Li; identifiedBy: Wenjing Li; dateIdentified: 2017; basisOfRecord: PreservedSpecimen
- b. scientificName: *Priscibrumus uropygialis*; country: China; stateProvince: Tibet; locality: Jilong County; verbatimElevation: 2800 m; verbatimCoordinates: 28°18.05'N; 85°23.12'E; georeferenceProtocol: label; samplingProtocol: sweeping; eventDate: 29/05/2011; individualCount: 1; sex: 1 male; lifeStage: adult; recordedBy: Wenjing Li; identifiedBy: Wenjing Li; dateIdentified: 2017; basisOfRecord: PreservedSpecimen

Description

TL: 3.65–4.24 mm, TW: 2.72–3.31 mm, TH: 1.46–1.82 mm, TL/TW: 1.28–1.34, PL/PW: 0.46–0.51, EL/EW: 1.07–1.16.

Body oval, moderately convex. Head black, densely covered with short, greyish pubescence. Mouthparts and antenna black. Pronotum black, densely covered with short, greyish pubescence. Scutellum black. Elytra reddish-brown, with a pair of black spots at elytral apex, densely covered with short, greyish pubescence (Fig. 2a–c).

Underside black, except elytral epipleura brownish-yellow, densely covered with short, greyish pubescence. Abdominal postcoxal lines incomplete, arcuate. Posterior margin of male abdominal ventrite 5 slightly emarginate at middle and of ventrite 6 distinctly emarginate (Fig. 2d).

Male genitalia: penis slender, penis capsule with short outer arm and long inner arm, apex of penis truncate with membranous appendage (Fig. 2e–f). Tegmen stout, penis guide parallel along 2/3 length, then gradually narrowing to apex in ventral view; penis guide in lateral view, widest at base, parallel along 2/5 length, then gradually narrowing to apex; parameres as long as penis guide with dense long setae on the inner sides and distal end with a group of long setae in lateral view (Fig. 2g–h).

Female genitalia: coxites distinctly elongate (Fig. 2i). Spermatheca approximately C-shaped, cornu without appendage.

Diagnosis

This species can be easily distinguished from other species of *Priscibrumus* by the following combination of characters: elytra reddish-brown, with a pair of black spots at elytral apex; parameres as long as penis guide.

Distribution

Kashmir, Nepal, India, Bhutan, Pakistan (Mulsant 1850, Crotch 1874, Gordon 1987, Barovskij 1922, Bielawski 1979, Miyatake 1985, Kovář 1997, Canepari 1997, Poorani 2002, Mader 1955) and Tibet, China (present study) (Fig. 4).

***Brumus* Mulsant, 1850**

Nomenclature

Brumus Mulsant, 1850 in Mulsant 1850: 492.

Type species

Coccinella octosignata Gebler, 1830

Diagnosis

Brumus can be distinguished from other genera of the tribe Chilocorini by the following combination of characters: antenna 10-segmented, terminal antennomere very small and embedded in penultimate segment; pronotal basal margin entirely bordered with submarginal line; elytral epipleura narrow, more or less horizontal and without foveae; abdominal postcoxal lines complete; mid and hind tibiae with two apical spurs; tarsal claws without basal tooth, only slightly swollen at base.

***Brumus octosignatus* (Gebler, 1830)**

Nomenclature

Coccinella octosignata Gebler, 1830 in Gebler 1830: 225.

Coccinella deserta Motschulsky, 1840 in Motschulsky 1840: 175.

Brumus desertorum Mulsant, 1850 in Mulsant 1850: 493.

Brumus 8-signata (Gebler, 1830) Crotch, 1874 see Crotch 1874: 38.

Brumus octosignatus (Gebler, 1830) Crotch, 1874, see Crotch 1874: 195, Barovskij 1927: 196, 199; Korschefsky 1932: 199; Mader 1955: 803, 805; Bielawski 1975: 255; Bielawski 1984: 315; Kovář 1997: 36.

Materials

- a. scientificName: *Brumus octosignatus* (Gebler, 1830); country: China; stateProvince: Xinjiang; locality: Kezier village, Baicheng County; verbatimElevation: 850 m; verbatimCoordinates: 43°27.23'N; 82°27.40'E; georeferenceProtocol: label; samplingProtocol: sweeping; eventDate: 31/07/1995; individualCount: 2; sex: 1 male, 1 female; lifeStage: adult; recordedBy: Wenjing Li; identifiedBy: Wenjing Li; dateIdentified: 2017; basisOfRecord: PreservedSpecimen
- b. scientificName: *Brumus octosignatus* (Gebler, 1830); country: unknown; stateProvince: unknown; locality: unknown; verbatimElevation: unknown; verbatimCoordinates: unknown; individualCount: 4; sex: 2 male, 2 female; lifeStage: adult; recordedBy: Wenjing Li; identifiedBy: Wenjing Li; dateIdentified: 2017; basisOfRecord: PreservedSpecimen

Description

TL: 3.80–4.00 mm, TW: 2.80–3.20 mm, TH: 1.87–2.07 mm, TL/TW: 1.32–1.35, PL/PW: 0.47–0.50, EL/EW: 1.05–1.10.

Body oval, moderately convex. Head, mouthparts and antenna brownish-yellow. Pronotum orange-yellow, with a black spot at centre of basal margin. Scutellum black. Elytra orange-yellow, with four pairs of black spots, the first one situated at the humeral angle; the second one situated at basal 2/5, near suture; the third one situated at basal 3/5, near outer margin; the fourth one situated basal 4/5, near suture (Fig. 3a–c). Underside orange-yellow, densely covered with short, greyish pubescence. Abdominal postcoxal lines complete and semicircular. Posterior margin of male abdominal ventrite 5 and of ventrite 6 distinctly emarginate (Fig. 3d).

Male genitalia: penis slender, penis capsule with short outer and long inner arm, apex of penis acute with membranous appendage (Fig. 3e–f). Tegmen stout, penis guide narrow at base, widest at basal 1/2, then gradually converging to blunt tip, symmetrical in ventral view; penis guide in lateral view, widest at base, parallel along basal 1/3, after that gradually converging to apex; parameres nearly as long as the penis guide with

dense short setae on the inner sides and distal end with a group of short setae in lateral view (Fig. 3g–h).

Female genitalia: coxites distinctly elongate (Fig. 3i). Spermatheca approximately C-shaped, cornu without appendage.

Diagnosis

This species can be easily distinguished from other species of *Brumus* by the following combination of characters: pronotum with a black spot at central of basal margin; elytra orange-yellow, with four pairs of black spots; parameres nearly as long as the penis guide.

Distribution

Azerbaijan, Armenia, France, Italy, Russia: south European Territory, Afghanistan, Iran, Iraq, Kyrgyzstan, Mongolia, Tajikistan, Turkmenistan, Turkey, Uzbekistan (Gebler 1830, Motschulsky 1840, Mulsant 1850, Crotch 1874, Barovskij 1927, Mader 1955, Bielawski 1975, Bielawski 1984, Kovář 1997) and Xinjiang, China (present study) (Fig. 4).

Checklist of Chinese Chilacorini sensu Li et al. 2020

Genus *Brumoides* Chapin, 1965

***Brumoides hainanensis* Miyatake, 1970**

Distribution: China (Miyatake 1970).

***Brumoides lineatus* (Weise, 1885)**

Distribution: China, Myanmar, Thailand, Bangladesh, India, Sri Lanka, Nepal, Pakistan and Ceylon (Weise 1885, Miyatake 1970, Poorani 2002).

***Brumoides maai* Miyatake, 1970**

Distribution: China (Miyatake 1970).

***Brumoides ohtai* Miyatake, 1970**

Distribution: China (Miyatake 1970).

Genus *Brumus* Mulsant, 1850

***Brumus octosignatus* (Gebler, 1830)**

Distribution: China, Azerbaijan, Armenia, France, Italy, Russia: south European Territory, Afghanistan, Iran, Iraq, Kyrgyzstan, Mongolia, Tajikistan, Turkmenistan, Turkey and Uzbekistan (Gebler 1830, Motschulsky 1840, Mulsant 1850, Crotch 1874, Barovskij 1927, Mader 1955, Bielawski 1975, Bielawski 1984, Kovář 1997).

Genus *Chilocorus* Leach, 1815

***Chilocorus albusolomus* (Li & Wang, 2017)**

Distribution: China (Li et al. 2017b).

***Chilocorus alishanus* Sasaji, 1968**

Distribution: China (Sasaji 1968).

***Chilocorus bijugus* Mulsant, 1853**

Distribution: China, Japan, India, Nepal, Pakistan and Palaearctic (Mulsant 1853, Kovář 2007).

***Chilocorus bipustulatus* (Linnaeus, 1758)**

Distribution: China, Europe, Middle East, Central Asia and North Africa (Linnaeus 1758, Li et al. 2018).

***Chilocorus chalybeatus* Gorham, 1892**

Distribution: China (Gorham 1892, Kovář 2007, Li et al. 2018).

***Chilocorus chinensis* Miyatake, 1970**

Distribution: China (Miyatake 1970, Li et al. 2018).

***Chilocorus circumdatus* (Gyllenhal, 1808)**

Distribution: China, Indonesia, India, Sri Lanka and introduced to Australia and America (Gyllenhal 1808, Ślipiński 2007, Kovář 2007, Li et al. 2018).

***Chilocorus esakii* Kamiya, 1959**

Distribution: China, Japan (Kamiya 1959, Li et al. 2018).

***Chilocorus geminus* Zaslavskij, 1962**

Distribution: China, Mongolia, Turkey and Central Asia (Zaslavskij 1962, Bielawski 1975, Kovář 2007, Li et al. 2018).

***Chilocorus hauseri* Weise, 1895**

Distribution: China, India and Myanmar (Weise 1895, Korschefsky 1932, Kovář 2007, Li et al. 2018).

***Chilocorus hupehanus* Miyatake, 1970**

Distribution: China (Miyatake 1970).

***Chilocorus kuwanae* Silvestri, 1909**

Distribution: China, Japan, North Korea and Italy and introduced to America (Silvestri 1909, Gordon 1985, Kovář 2007, Li et al. 2018).

***Chilocorus melas* Weise, 1898**

Distribution: China, Myanmar, Thailand, Laos, India, Nepal, Bhutan and Indonesia (Weise 1898, Miyatake 1970, Poorani 2002, Li et al. 2018).

***Chilocorus metasternalis* (Miyatake, 1970)**

Distribution: China, Laos, Vietnam, Singapore and Indonesia (Miyatake 1970).

***Chilocorus nigricaeruleus* Li & Wang, 2018**

Distribution: China (Li et al. 2018).

***Chilocorus nigrita* (Fabricius, 1798)**

Distribution: China, Myanmar, Indonesia, India, Pakistan, Sri Lanka, Bangladesh, Australian, USA, Brazil and South Africa (Fabricius 1798, Crotch 1874, Poorani 2002, Kovář 2007, Li et al. 2018).

***Chilocorus rubidus* Hope, 1831**

Distribution: China, Mongolia, Korea, Japan, India, Nepal, Indonesia and Siberia (Hope 1831, Kovář 2007, Li et al. 2018).

***Chilocorus rufitarsis* Motschulsky, 1853**

Distribution: China and Vietnam (Motschulsky 1853, Korschefsky 1932, Kovář 2007, Li et al. 2018).

***Chilocorus shirozui* Sasaji, 1968**

Distribution: China (Sasaji 1968, Li et al. 2018).

***Chilocorus strenotubus* Li & Wang, 2018**

Distribution: China (Li et al. 2018).

***Chilocorus yunlongensis* Cao & Xiao, 1984**

Distribution: China (Cao and Xiao 1984, Li et al. 2018).

***Chilocorus politus* Mulsant, 1850**

Distribution: China, Thailand, Laos, India, Nepal, Bhutan and Indonesia (Mulsant 1850, Poorani 2002, Kovář 2007, Li et al. 2018).

Genus *Chujochilus* Sasaji, 2005***Chujochilus parisensis* Wang & Ren, 2010**

Distribution: China (Wang and Ren 2010).

***Chujochilus sagittatus* Wang & Ren, 2010**

Distribution: China (Wang and Ren 2010).

Genus *Exochomus* Redtenbacher, 1843***Exochomus mongol* Barovsky, 1922**

Distribution: China, Mongolia, Korea and Far East (Barovskij 1922, Kovář 1997, Kovář 2007, Li et al. 2015b).

***Exochomus quadripustulatus* (Linnaeus, 1758)**

Distribution: China, Europe, Russia, Middle East and Mongolia. Introduced to USA and Australia (Linnaeus 1758, Kovář 1997, Kovář 2007, Li et al. 2015b).

***Exochomus rubistictus* Li & Ren 2015**

Distribution: China (Li et al. 2015b).

Genus *Parexochomus* Barovsky, 1922***Parexochomus nigromaculatus* (Goeze, 1777)**

Distribution: China, Mongolia, Iran, Siberia, Arabia, Europe and Africa (Chapin 1965, Goeze 1777, Ślipiński 2007, Li et al. 2015b).

***Parexochomus oligotrichus* Li & Ren 2015**

Distribution: China (Li et al. 2015b).

***Parexochomus semenowi* Weise, 1887**

Distribution: China and Mongolia (Weise 1887, Barovskij 1922, Kovář 2007).

Genus *Priscibrumus* Kovář, 1997***Priscibrumus disjunctus* Canepari, 1997**

Distribution: China and Nepal (Canepari 1997, Poorani 2002).

***Priscibrumus himalayensis* (Kapur, 1958)**

Distribution: China and Nepal (Kapur 1958, Poorani 2002, Hu et al. 2013).

***Priscibrumus uropygialis* (Mulsant, 1853)**

Distribution: China; Kashmir, Nepal, India, Bhutan and Pakistan (Mulsant 1850, Crotch 1874, Gordon 1987, Barovskij 1922, Bielawski 1979, Miyatake 1985, Kovář 1997, Canepari 1997, Poorani 2002, Mader 1955).

Genus *Renius* Li et Wang, 2017***Renius cornutus* Li & Wang, 2017**

Distribution: China and India (Li et al. 2017a, Poorani and Rojeet 2019).

Genus *Xanthocorus* Miyatake, 1970***Xanthocorus mucronatus* Li & Ren, 2015**

Distribution: China (Li et al. 2015a).

***Xanthocorus nigromarginatus* Miyatake, 1970**

Distribution: China (Miyatake 1970, Li et al. 2015a).

***Xanthocorus nigrosuturarius* Li & Ren, 2015**

Distribution: China (Li et al. 2015a).

Discussion

The genus *Priscibrumus* was erected by Kovář (1997), when he revised *Exochomus* and *Brumus* Mulsant, 1850 from the Palearctic Region. This revision was a huge contribution to our understanding of the relationships between *Exochomus* and its closely-related genera. Until now, *Priscibrumus* only contained seven species which mainly occur in the Pamir Mountains, especially in the western part of the Himalaya Mountains (Kovář 1997, Poorani 2002). *Priscibrumus himalayensis* (Kapur) was the first member of this genus recorded in China (Tibet) by Hu et al. (2013).

Brumus was considered a junior synonym of *Exochomus* by Ślipiński and Giorgi (2006). Subsequently, Kovář (2007) accepted this point of view and transferred all species of *Brumus* from the Palearctic Region to *Exochomus*. The recent phylogenetic studies of Chilocorini indicated that the relationship between *Exochomus* and *Brumus* is not so close. *Exochomus* is the sister group of a large clade containing various genera, for example, *Xanthocorus*, *Priscibrumus*, *Parexochomus*, *Brumus* and *Brumoides*, while *Brumus* is closely related to *Brumoides* (Li et al. 2020). Actually, *Brumus* can be easily distinguished from *Exochomus* by the following characters: elytral epipleuron more or less horizontal; tarsal claws without basal tooth, only slightly swollen at base. In *Exochomus*, the outer part of elytral epipleuron is distinctly descending; and the tarsal claws have a large triangular tooth at the base.

Acknowledgements

The research was supported by the National Natural Science Foundation of China (31802003, 31970441), Science and Technology Planning Project of Guangdong Province (2017A020208060) and the Science and Technology Program of Guangzhou (201804020070, 151800033).

References

- Barovskij V (1922) Revisio specierum palaeartiarum Coccinellidarum generis *Exochomus* Redtb. Annuaire du Musée Zoologique de l'Académie des Sciences de Russie 23: 289-303.
- Barovskij V (1927) Revision specierum palaeartiarum Coccinellidarum generis *Brumus* Muls. (Coleoptera). Annuaire du Musée Zoologique de l'Académie de Sciences de l'URSS 28: 194-200.
- Bielawski R (1975) Ergebnisse der zoologischen Forschungen von Dr. Z. Kaszab in der Mongolei, Nr. 352. Coccinellidae V and VI (Coleoptera). Fragmenta Faunistica (Warszawa) 20: 247-271. <https://doi.org/10.3161/00159301FF1975.20.16.247>
- Bielawski R (1979) Ergebnisse der Bhutan-Expedition 1972 des Naturhistorischen Museums in Basel. Coleoptera: Faro. Coccinellidae. Entomologica Basiliensia 4: 83-125.

- Bielawski R (1984) Coccinellidae (Coleoptera) of Mongolia. *Annales Zoologici* 38: 281-460.
- Canepari C (1997) Coccinellidae (Coleoptera) from the Nepal Himalayas. *Stuttgarter Beiträge zur Naturkunde (A) (Biologie)* 565: 1-65.
- Cao CY, Xiao NN (1984) New species of Coccinellidae from Yunnan, China. *Entomotaxonomia* 6: 109-132. [In Chinese].
- Chapin EA (1965) The genera of the Chilocorini (Coleoptera, Coccinellidae). *Bulletin of the Museum of Comparative Zoology, Harvard University* 133: 227-27.
- Che LH, Zhang SQ, Li Y, Liang D, Pang H, Ślipiński A, Zhang P (2017) Genome-wide survey of nuclear protein-coding markers for beetle phylogenetics and their application in resolving both deep and shallow-level divergences. *Molecular Ecology Resources* 17 (6): 1342-1358. <https://doi.org/10.1111/1755-0998.12664>
- Crotch GR (1874) A Revision of the Coleopterous Family Coccinellidae . E. W. Janson, London, 311 pp.
- Escalona HE, Zwick A, Li HS, Li HS, Wang XM, Pang H, Hartley D, Jermini LS, Nedvěd O, Misof B, Niehuis O, Ślipiński A, Tomaszewska W (2017) Molecular phylogeny reveals food plasticity in the evolution of true ladybird beetles (Coleoptera: Coccinellidae: Coccinellini). *BMC Evolutionary Biology* 17 (1): 151. <https://doi.org/10.1186/s12862-017-1002-3>
- Fabricius JC (1798) *Supplementum entomologiae systematicae*. Proft and Storch, Copenhagen, 572 pp.
- Ledebour CF (1830) Bemerkungen über die Insecten Sibiriens, vorzüglich des Altai. (Part 3). In: Gebler A Reise durch das Altai-Gebirge und die songorische Kir gisen-Steppe. G. Reimer, Berlin, 427 pp.
- Goeze AE (1777) *Entomologische Beiträge I*. Weidmanns Erben und Reich, Leipzig, 736 pp.
- Gordon RD (1985) The Coccinellidae (Coleoptera) of America north of Mexico. *Journal of the New York Entomological Society* 93: 1-912.
- Gordon RD (1987) A catalogue of the Crotch collection of Coccinellidae (Coleoptera). *Occasional Papers on Systematic Entomology* 3: 1-46.
- Gorham HS (1892) Coleoptera from Central China and the Korea. *The Entomologist* 25 (4): 81-85.
- Schönherr CJ (1808) [New taxa.]. In: Gyllenhal L *Synonyma Insectorum, oder: Versuch einer Synonymie aller bisher bekannten Insecten; nach Fabricii Systema Eleutheratorum & c. geordnet. Erster Band. Eleutherata oder Käfer. Zweiter Theil. Sprechus-Cryptocephalus*, C.F Marquard, Stockholm, 424 pp.
- Gray JE (1831) Synopsis of the new species of Nepal insects in the collection of Major General Hardwicke. In: Hope FW *Zoologica1 Miscellany*. Treutel, Wurtz and Co, London, 40 pp.
- Hu SC, Lin XW, Wang BH (2013) Coccinellidae of the Qinghai-Xizang. Henan Science and Technology Press, 213 pp.
- Kamiya H (1959) A revision of the tribe Chilocorini of Japan and the Loochoos (Coleoptera: Coccinellidae). *Kontyu* 27 (2): 99-105.
- Kapur AP (1958) Coccinellidae of Nepal. *Records of the Indian Museum* 53: 309-338.
- Junk W, Schenkling S (1932) Pars 120: Coccinellidae. II. pp. 225–659. In: Korschefsky R *Coleopterorum Catalogus*. W. Junk, Berlin. <https://doi.org/10.1007/978-94-017-5006-6>

- Kovář I (1997) Revision of the genera *Brumus* Muls. and *Exochomus* Redtb. (Coleoptera: Coccinellidae) of the Palaearctic region. Part I. Acta Entomologica Musei Nationalis Pragae 44: 5-124.
- Löbl I, Smetana A (2007) New nomenclatorial and taxonomic acts and comments Coccinellidae, pp. 568–631. In: Kovář I Catalogue of Palaearctic Coleoptera . Apollo Books, Stenstrup, 905 pp.
- Łączyński P, Tomaszewska W (2012) *Chapinaria*, new genus of Chilocorini for *Endochilus meridionalis* Sicard from Africa (Coleoptera: Coccinellidae). Annales Zoologici (Warszawa) 62 (1): 1-9. <https://doi.org/10.3161/000345412X633658>
- Linnaeus C (1758) Systema naturae per regna tria naturae, secundum classes, ordines, genera, species cum characteribus, differentiis, synonymis, locis. Holmiae: Laurentii Salvii, 823 pp.
- Li WJ, Chen XS, Wang XM, Ren SX (2015a) Contribution to the genus *Xanthocorus* Miyatake (Coleoptera, Coccinellidae, Chilocorini). ZooKeys 511: 89-98. <https://doi.org/10.3897/zookeys.511.9584>
- Li WJ, Huo LZ, Wang XM, Chen XS, Ren SX (2015b) The genera *Exochomus* Redtenbacher, 1843 and *Parexochomus* Barovsky, 1922 (Coleoptera: Coccinellidae: Chilocorini) from China, with descriptions of two new species. The Pan-pacific Entomologist 91 (4): 291-304. <https://doi.org/10.3956/2015-91.4.291>
- Li WJ, Huo LZ, Ahrens D, Ren SX, Wang XM (2017a) *Renius cornutus*, a new genus and species of Chilocorini from Tibet, China (Coleoptera, Coccinellidae). ZooKeys 678: 121-128. <https://doi.org/10.3897/zookeys.678.11862>
- Li WJ, Huo LZ, Chen XS, Ren SX, Wang XM (2017b) A new species of the genus *Phaenochilus* Weise from China (Coleoptera, Coccinellidae, Chilocorini). ZooKeys 644: 33-41. <https://doi.org/10.3897/zookeys.644.9825>
- Li WJ, Huo LZ, Wang D, Ahrens D, Wang XM (2018) Contribution to the genus *Chilocorus* Leach, 1815 (Coleoptera: Coccinellidae: Chilocorini), with descriptions of two new species from China. European Journal of Taxonomy 469: 1-34. <https://doi.org/10.5852/ejt.2018.469>
- Li WJ, Łączyński P, Escalona HE, Eberle J, Huo LZ, Chen XS, Huang WD, Chen BX, Ahrens D, Ahrens D, Tomaszewska W, Wang XM (2020) Combined molecular and morphological data provide insights into the evolution and classification of Chilocorini ladybirds (Coleoptera: Coccinellidae). Systematic Entomology 45: 447-463. <https://doi.org/10.1111/syen.12409>
- Mader L (1955) Evidenz der palaarktischen Coccinelliden und ihrer Aberrationen in Wort und Bild. 2. Entomologische Arbeiten aus dem Museum G. Frey Tutzing bei Muenchen 6: 765-1035.
- Magro A, Lecompte E, Magne F, Hemptinne J, Crouau-Roy B (2010) Phylogeny of ladybirds (Coleoptera: Coccinellidae): are the subfamilies monophyletic? Molecular Phylogenetics and Evolution 54: 833-848. <https://doi.org/10.1016/j.ympev.2009.10.022>
- Miyatake M (1970) The East-Asian coccinellid beetles preserved in the California Academy of Sciences. Tribe Chilocorini. Memoirs of the College of Agriculture, Ehime University 14 (3): 19-56.
- Miyatake M (1985) Coccinellidae collected by the Hokkaido University Expedition to Nepal Himalaya, 1968 (Coleoptera). Insecta Matsumurana (New Series) 30: 1-33.

- Motschulsky V (1840) Insectes du Caucase et des provinces transcasiennes recueillis et décrits (Continuation). Bulletin de la Société Impériale des Naturalistes de Moscou 13: 169-180.
- Motschulsky V (1853) Diagnoses de Coléoptères nouveaux, trouvés par M.M. Tatarinoff et Gaskéwitsch aux environs de Pékin. Etudes Entomologiques 2: 44-51.
- Mulsant ME (1850) Species des Coléoptères Trimères Sécuripalpes. 2. Annales des Sciences Physiques et Naturelles, d'Agriculture et d'Industrie, publiées par la Société nationale d'Agriculture, etc., de Lyon, Deuxième Série, 1–1104 pp.
- Mulsant ME (1853) Supplément à la Monographie des Coléoptères Trimerès Sécuripapes. Annales de la Société linnéenne de Lyon (Nouvelle Série) (2) 2: 129-333.
- Poorani J (2002) An annotated checklist of the Coccinellidae (Coleoptera) (excluding Epilachninae) of the Indian Subregion. Oriental Insects 36: 307-383. <https://doi.org/10.1080/00305316.2002.10417335>
- Poorani J, Rojeet T (2019) New additions to Indian fauna of Coccinellidae (Coleoptera). Oriental Insects <https://doi.org/10.1080/00305316.2018.1550448>
- Sasaji H (1968) A revision of the Formosan Coccinellidae (II) tribes Stethorini, Aspidimerini and Chilacorini (Coleoptera). Etizenia 32: 1-24.
- Seago AE, Giorgi JA, Li JH, Ślipiński A (2011) Phylogeny, classification and evolution of ladybird beetles (Coleoptera: Coccinellidae) based on simultaneous analysis of molecular and morphological data. Molecular Phylogenetics and Evolution 60: 137-151. <https://doi.org/10.1016/j.ympev.2011.03.015>
- Silvestri F (1909) Nuovo Coccinellide introdotto in Italia. Rivista Coleotterologica Italiana 7: 126-129.
- Ślipiński A, Giorgi JA (2006) Revision of the Australian Coccinellidae (Coleoptera). Part 6. Tribe Chilacorini . Annales Zoologici (Warszawa) 56 (2): 265-304.
- Ślipiński A (2007) Australian ladybird beetles (Coleoptera: Coccinellidae), their biology and classification. ABRS, Canberra.
- Arnett RH, Thomas MC, Skelley PE, Frank JH (2002) Coccinellidae. In: Vandenberg NJ American Beetles, Vol. 2. CRC Press, Boca Raton. <https://doi.org/10.1201/9781420041231>
- Wang XM, Ren SX (2010) Two new species of *Chujochilus* Sasaji, 2005 (Coleoptera: Coccinellidae) from China. Annales Zoologici 60 (3): 319-32. <https://doi.org/10.3161/000345410X535316>
- Weise J (1885) Beschreibung einiger Coccinelliden. Entomologische Zeitung (Stettin) 46: 227-241.
- Weise J (1887) Neue sibirische Chrysomeliden und Coccinelliden nebst Bemerkungen über früher beschriebene Arten. Archiv für Naturgeschichte 53 (1): 164-238.
- Weise J (1895) Neue Coccinelliden, sowie Bemerkungen zu bekannten Arten. Annales de la Société Entomologique de Belgique 39: 120-146.
- Weise J (1898) Ueber bekannte und neue Coccinelliden. Archiv für Naturgeschichte 64 (1): 225-238.
- Zaslavskij VA (1962) Novyy palearkticheskiy vid *Chilocorus* (Coleoptera, Coccinellidae). Entomologicheskoe Obozrenie 41: 398-401.