



Management effect on bird and arthropod interaction in suburban woodlands

Heyman and Gunnarsson

RESEARCH ARTICLE

Open Access

Management effect on bird and arthropod interaction in suburban woodlands

Erik Heyman*, Bengt Gunnarsson

Abstract

Background: Experiments from a range of ecosystems have shown that insectivorous birds are important in controlling the populations of their invertebrate prey. Here, we report on a large field experiment testing the hypothesis that management for enhancing recreational values in suburban woodlands affects the intensity of bird predation on canopy-living arthropods. Bird enclosures were used in two types of management (understory clearance and dense understory) at two foraging heights in oak *Quercus robur* canopies and the experiment was replicated at two sites.

Results: The biomass and abundance of arthropods were high on net-enclosed branches but strongly reduced on control branches in both types of management. In woods with dense understory, the effect of bird predation on arthropod abundance was about twice as high as in woods with understory clearance. The effect of bird predation on arthropod biomass was not significantly affected by management.

Conclusions: Our data provide experimental evidence to support the idea that bird predation on arthropods can be affected by forest management. We suggest that the mechanism is twofold: reduction of bird abundance and shift of foraging behaviour. In urban woodlands, there may be a management trade-off between enhancing recreational values and promoting bird predation rates on arthropods.

Background

Avian insectivores are known to reduce pest populations and this ecosystem service may be of high value to, e.g., agriculture and forestry [1-4]. However, this important function is at risk in certain habitats [2,3,5,6]. For instance, bird populations in farmlands and forests have been declining for a long time in Europe [7-10]. Urbanization causes both habitat loss and fragmentation of nature remnants and there are numerous reports of negative effects on bird diversity and abundance due to habitat change and fragmentation in urban areas [11-14]. Christie and Hochuli [15] found elevated levels of leaf damage caused by herbivorous insects in highly fragmented urban forests, which were hypothesized to be caused by reduced populations of insectivorous birds.

Studies in many contrasting forest systems suggest that birds exert a significant impact on arboreal arthropod populations [16-21]. Recent meta-analyses confirm that insectivorous birds strongly reduce abundances of

arthropod herbivores, as well as arthropod predators, and thereby enhance plant performance [22,23]. Specifically, insectivores contribute significantly to controlling pest populations in agroforestry systems and a number of variables, such as vegetation strata, habitat structure and bird abundance and diversity, affect the intensity of bird predation pressure on arthropods [22]. This draws attention to the importance of human impact, and the role of management is paramount in coping with habitat change and simultaneously enhancing ecosystem services such as biological control [24,25].

Earlier experimental studies in forest ecosystems in southern Sweden have shown that bird predation effects on canopy-living arthropods are generally strong. Avian insectivores reduce arthropod abundances in winter [16,26], as well as in summer [27,28], and reduce the mean size of arthropods in both managed coniferous forests [27] and deciduous stands in city parks and suburban woodlands [28]. Taken together these studies provide substantial evidence that avian predators contribute to controlling arthropod abundances in forests of southern Sweden. We therefore anticipated that birds in our

* Correspondence: erik.heyman@dpes.gu.se
Department of Plant and Environmental Sciences, University of Gothenburg,
Box 461, SE-405 30 Göteborg, Sweden

experiment would affect their arthropod prey in a similar way.

In a large-scale, replicated field experiment, we examined effects of forest management on bird predation pressure on arthropods. The form of management studied was clearance of understory in suburban, oak-dominated woodlands. Clearance of understory is a frequently used type of management in urban and suburban woodlands in Sweden [29] as relatively open forests are generally favoured by the public [30,31]. Removal of bushes and shrubs may have an impact on the abundance and behaviour of birds and if so, it might indirectly affect the intensity of predation. At the same sites as in the present study, a parallel investigation of management effects on breeding bird density and diversity was conducted. In 2008, two years after management, breeding bird densities had decreased by on average 37% in the cleared plots compared to unmanaged plots [32].

Our main hypothesis was that management would affect the predator-prey relationship by altering the intensity of bird predation on canopy-living arthropods. We conducted an enclosure experiment to first examine whether arthropods were reduced by avian insectivores. Secondly, the intensity of predation pressure was measured by differentials of arthropod abundance between canopies with and without bird enclosures. We then examined the influence of management, foraging height and site on bird predation pressure.

Results

Effects of the bird enclosures across sites, management types and height levels were found to be strong for both arthropod abundance ($t = -3.441$, $df = 87$, $p = 0.001$) and biomass ($t = -7.356$, $df = 87$, $p < 0.001$). Arthropod biomass was more strongly affected than arthropod abundance by the net enclosures. On average, arthropod biomass was twice as high on net-enclosed branches (0.81 ± 0.05 mg arthropods/g wet leaf mass, mean \pm S.E., $n = 88$) than on control branches (0.42 ± 0.04 , $n = 88$). Arthropod biomass of the six largest orders in relation to experimental treatment and management is shown in Figure 1. Arthropod abundance was on average 20% higher on net-enclosed branches (0.30 ± 0.02 individuals/g wet leaf mass) than on control branches (0.25 ± 0.02). The abundances and biomass of various arthropod orders in relation to experimental treatment and management are shown in Additional file 1.

The relative difference between net-enclosed and control branches (predation effect, E , see Methods) was tested in relation to Management, Height and Site and the first-order interactions between these factors. The predation effect was not correlated for high and low pairs of branches, either for biomass ($r_s = 0.067$, $p = 0.536$) or for abundance ($r_s = 0.191$, $p = 0.074$).

Therefore, each pair of branches (control and net-enclosed) was treated as an independent sample.

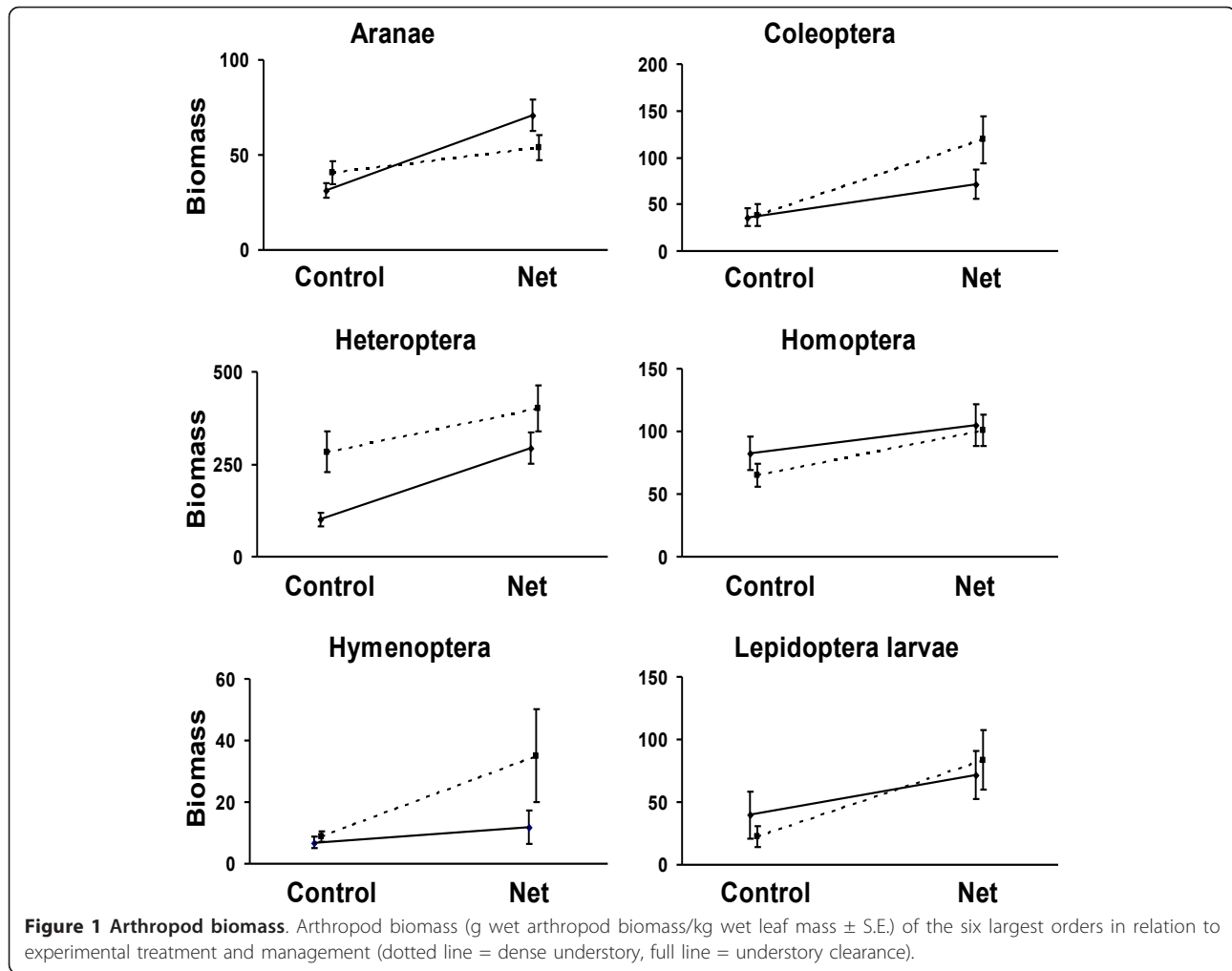
Predation effects on arthropod abundance differed significantly by a factor of about two due to management (Table 1, $p = 0.022$). The predation effect on arthropod abundance was 0.56 ± 0.13 (mean \pm S.E.) in the control areas and 0.28 ± 0.09 in the cleared areas (Figure 2). The predation effect was almost six times larger on arthropod biomass than on arthropod abundance, although the predation effect on arthropod biomass was not significantly affected by management (Table 1, $p = 0.559$). Predation effect on arthropod biomass was 3.27 ± 1.09 in the control areas and 1.62 ± 0.40 in the managed areas (Figure 3).

No significant height or site effects were found (Table 1), although the mean values of the predation effect were lower on high branches (12-15 m above the ground) than on low branches (3-5 m above the ground) for both arthropod abundance and biomass. None of the tested interactions (Management \times Height, Management \times Site, Height \times Site) were found to be statistically significant for either arthropod abundance or biomass.

Discussion

Our results support previous studies that have shown that insectivorous birds significantly decrease arthropod populations in forest and agricultural ecosystems [6,22,23,33]. Even though our enclosure experiment was a relatively short-term study (4 weeks), the effects of bird predation on arthropod abundance were about twice as large in control areas as in managed areas. The mean difference between management types regarding the predation rate on arthropod biomass was similar to that on arthropod abundance, although it was not statistically significant in either case. There were large variations among samples in the biomass data, probably due to a few large arthropod individuals such as Lepidoptera larvae or Heteroptera that were present on some of the branches. Our data suggest that the potential for population control of arthropods is higher in the areas with dense understory than in the cleared areas. Interestingly, our result deviates partly from the conclusions in the meta-analysis by Philpott *et al.* [33] of bird predation effects in tropical agroforests. They found that differences in vegetation complexity in coffee and cacao agroforests (including tree richness, tree density and canopy cover) did not explain the rate of arthropod removal by insectivorous birds. A possible explanation for our deviating results is that the oak forests in our study are structurally more complex, with denser and more variable understory vegetation, compared to the agroforest habitats included in the meta-analysis.

Contrary to our hypothesis, no height effects or height-management interactions on bird predation effect



were found. The removal of the understory did not increase bird predation in the lower oak canopies in the managed plots, which might have been expected if birds that predominantly forage in the understory had remained at the same sites after clearance. An enclosure experiment in bush canopies, conducted at the same location as in the present study, showed strong bird predation effects on arthropods in bush canopies, which

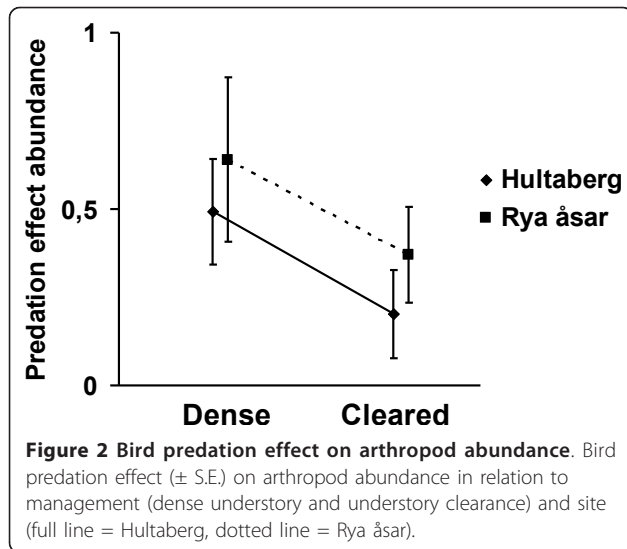
indicates that prey found in the understory is an important food resource in these forests [34].

Theory suggests that top-down effects of predation will be stronger where complexity and diversity are lower [22,35]. Based on theoretical predictions, we could have expected stronger impacts of bird predation in the cleared areas than in the areas with dense understory because as bushes and small trees were removed, the

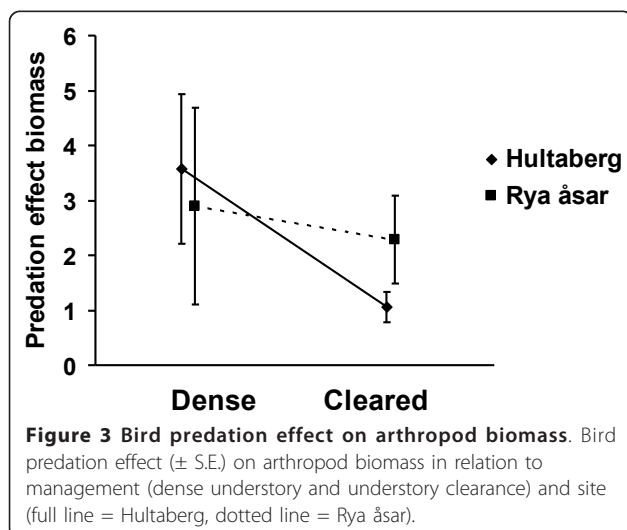
Table 1 ANOVA output

	Predation effect biomass				Predation effect abundance			
	df	MS	F	p	df	MS	F	p
Management	1, 1	0.138	0.691	0.559	1, 1	1.713	807.253	0.022
Height	1, 1	0.013	2.787	0.344	1, 1	0.098	0.069	0.837
Site	1, 0.056	0.042	0.889	0.891	1, 0.056	0.539	0.632	0.702
Management \times Height	1, 81	0.000	0.001	0.978	1, 81	0.000	0.001	0.979
Management \times Site	1, 81	0.200	1.272	0.263	1, 81	0.002	0.004	0.952
Height \times Site	1, 81	0.005	0.030	0.863	1, 81	1.431	2.467	0.120

ANOVA on predation effect of biomass (mg/g wet leaf-mass, log (x + 1) transformed) and abundance (numbers/g wet leaf-mass) in relation to management (understory clearance and dense understory), foraging height (low and high branches) and site (Hultaberg and Rya åsar).



forest became structurally less complex. In contrast to these theories, we found that bird predation pressure in managed areas was about half the predation pressure of that in control plots. We suggest that the mechanism of changing avian predation is twofold. Firstly, the bird abundance decreased on managed plots. As mentioned earlier, a parallel investigation of management effects on breeding bird density and diversity was conducted before and after the clearance of understory. Territory mapping showed that densities of insectivorous birds decreased by on average 37% in the cleared plots compared to unmanaged plots while bird diversity was not affected by the management [32]. Secondly, reduced pressure on arthropods can be a result of a shift in bird foraging behaviour. Possibly, birds avoid foraging in the more open managed plots to reduce the risk of exposure to predators such as sparrowhawk *Accipiter nisus* [36].



These two mechanisms may act simultaneously, decreasing options for avian control of arthropod abundance.

We did not quantify the human presence at the experimental sites. Trail densities are high at both sites and the forests are frequently used by the public for walking, jogging and other recreational activities (personal observation). As the understory was cleared there may have been more human movement in the cleared areas due to higher recreational qualities. This may have increased bird disturbance and acted as an additional mechanism of lower foraging rates in the cleared areas.

Several earlier studies have shown that bird predation can contribute to dampening the outbreaks of forest pests, even though such predation can only be effective at controlling invertebrate populations at low to moderate densities [3,4,37]. In our study, we did not conduct separate analyses of bird predation rates on predaceous and herbivorous arthropods. This was mainly due to small sample sizes of the separate arthropod orders. Some of the largest orders in our study, e.g. Coleoptera, Heteroptera and Hymenoptera also include both predaceous and herbivorous species. The evaluation of management effects on ecosystem services, such as a reduction of leaf damage due to bird predation on herbivorous arthropods is, therefore, complicated. However, a recently published meta-analysis showed that, as opposed to theoretical predictions, predators feeding on both herbivores and predators, or intraguild predation, strengthened, rather than weakened, trophic cascades such as reduction of plant damage [23]. Several other studies have shown that bird predation on arthropods can cause reduced leaf damage and increase plant biomass [38,39]. Further studies are needed to confirm whether the lower bird predation rate on the total abundance of tree-living arthropods that we found in managed areas could cause increased leaf damage.

Experiments from a range of ecosystems have shown that insectivorous birds are important in controlling the populations of their invertebrate prey [1,40-43]. There are, however, few experimental tests on the effects of habitat management on bird predation effects. A recent meta-analysis by Van Bael *et al.* [22] concluded that higher bird richness is associated with greater arthropod removal but no difference in the magnitude of bird effects was observed between systems with different habitat structure and plant diversity. However, two recently published comparative studies [5,44] suggested that vegetation structure could influence predator control of pest populations. The results from our study showed differences in bird predation due to variation in vegetation structure (i.e. management) even though bird diversity was not affected. More experimental work in tropical, temperate and boreal systems is needed to evaluate possible differences in mechanisms of the interaction between birds and their arthropod

prey. Further experimental studies are also needed to elucidate the importance of management to pest control by insectivorous birds.

Our experiments were conducted at recreational sites in suburban woodlands with deciduous forest. Swedish forests are generally dominated by coniferous trees (on average 85%) but deciduous trees comprise about 50% of the urban and suburban woodlands in Sweden [29]. These woodlands are mainly owned by municipalities and are to a large extent managed to promote social and recreational values [45,46]. There are high social values associated with clearance of understory as the general public seems to prefer relatively open forests with a low density of shrubs and bushes [30]. Birds also contribute to the social values of the forests as they have been shown to be the most highly valued animals in urban green areas and the experience of seeing wild birds is recognized as an important cultural ecosystem service [4,47]. Our management experiment showed that both bird abundance [35] and the effect of bird predation on canopy-living arthropods decreased after extensive clearance of understory.

Conclusions

Our data provide experimental evidence to support the idea that bird predation pressure on arthropods can be affected by forest management. The field experiment showed that the effects of bird predation on arthropod abundance were larger in areas with dense understory than in areas with understory clearance. The reduction of bird predation on arboreal arthropods in the managed areas may also have negative effects on recreational values if relaxed control of arthropods increases leaf damage on trees. Although enclosure experiments are widely used to quantify bird predation on arthropods, our study is, to our knowledge, the first to show experimentally that forest management can affect naturally occurring predation pressure on arthropod abundance. We conclude that there is a possible conflict of interests in the management of urban woodlands. Management for enhanced aesthetic values of the forest, such as clearance of understory, may have a negative impact on the biological control of tree-living arthropods. Partial clearance of understory near paths and frequently visited areas is suggested as a preferable management strategy compared to complete removal of understory in suburban woodlands. This would promote recreational values and probably minimize the negative impact on forest bird abundance and foraging rates on arthropods.

Methods

Study sites and management

The study was conducted in the province of Västra Götaland, southwest Sweden. Biogeographically this region includes the vegetational border separating the

southern deciduous forest region (nemoral) and the southern coniferous forest region (boreo-nemoral). The experiment was conducted at two sites, Hultaberg and Rya åsar, both located in woodlands on the outskirts of the city of Borås (63 000 inhabitants, 57°43'N, 12°56'E).

The Hultaberg site (area 8.0 ha) is located south of the town, surrounded by oak forests on two sides and a residential district and an industrial estate on the other two sides. The dominating tree species at Hultaberg were Oak *Quercus robur* (87% of the stems >30 cm dbh), followed by Birch *Betula spp.* (9%), and Scots pine *Pinus sylvestris* (4%). The understory consisted mainly of Rowan *Sorbus aucuparia* (52% of the stems 0-10 cm dbh), Alder buckthorn *Frangula alnus* (31%), Birch *Betula spp.* (6%) and Oak *Quercus robur* (5%).

The other site, Rya åsar (area 7.2 ha), is part of a municipal nature reserve in a large forest (550 ha) located on the northern outskirts of the town. The site is surrounded by a road on one side, coniferous forest on one side and oak forests on the remaining two sides. The most common large trees were *Q. robur* (78% of the stems >30 cm dbh), *Betula spp.* (18%) and *S. aucuparia* (2%). Understory (0-10 cm dbh) species were mainly *S. aucuparia* (44%), *F. alnus* (30%), *Betula spp.* (7%) and Hazel *Corylus avellana* (7%).

The management experiment was initiated at the study sites in 2006. Understory was cleared in order to evaluate management effects on birds, arthropods and forest recreational values. None of the sites had been subject to any recent (<10 years) clearance or thinning before the experiment. The understory was therefore well developed with dense vegetation, consisting of bushes, shrubs and low trees. Results regarding management effects on bird abundance and diversity were reported in Heyman [32]. Understory clearance was conducted at both study sites in an area of 4.0 and 3.9 hectares (Hultaberg and Rya åsar, respectively) and there were control areas of about equal size (4.0 and 3.3 hectares) at both sites. The management treatment was randomly assigned to each area. In the cleared areas, about 90 percent of the bushes, shrubs and small trees with a base diameter of less than 10 cm were removed while the dense understory areas were left unmanaged and served as controls. Densities of bushes and small trees before and after management are shown in Table 2. Clearance of understory was carried out by municipal forestry workers during autumn 2006 and early winter 2007 and the woody debris from the clearance was transported out of the forest.

Experimental procedure

The bird enclosure experiment lasted four weeks, starting 26-29 May 2008 and terminated 24-25 June. The experiment included 44 randomly selected oak trees

Table 2 Density of bushes and small trees

Site	Management	Before	After
Hultaberg	Cleared	143.8 (15.5)	17.9 (2.4)
Hultaberg	Dense understory	84.2 (13.3)	61,1 (7.8)
Rya åsar	Cleared	62.0 (8.6)	2.6 (0.8)
Rya åsar	Dense understory	81.0 (15.7)	113.2 (15.7)

Mean number of stems per 100 m² (S.E.) in relation to management at the two sites. 10 plots were sampled at each site.

(Figure 4), of which 24 were located at the Hultaberg site (12 trees in the cleared area and 12 trees in the control area) and 20 trees at the Rya åsar site (10 trees in the cleared area and 10 trees in the control area). Four branches were randomly selected at two different heights in each tree: two low branches (3-5 m above the ground) and two high branches (12-15 m above the ground). At each height one branch was enclosed with plastic anti-bird net (blue colour, mesh size 25 mm) to protect it from bird predation and one control branch was shaken to obtain a similar disturbance as for the net-enclosed branch. A portable lift with four-wheel drive and a 15 meter telescopic boom with a working platform was used to reach the branches. The trees were randomly selected from a map with a grid and a table of random numbers, although trees far away from paths or in wet or hilly terrain were discarded and new trees selected, as access with the lift was restricted to paths or relatively dry and flat terrain. The direction of branches at each height level was randomly selected using a compass and a table of random numbers.

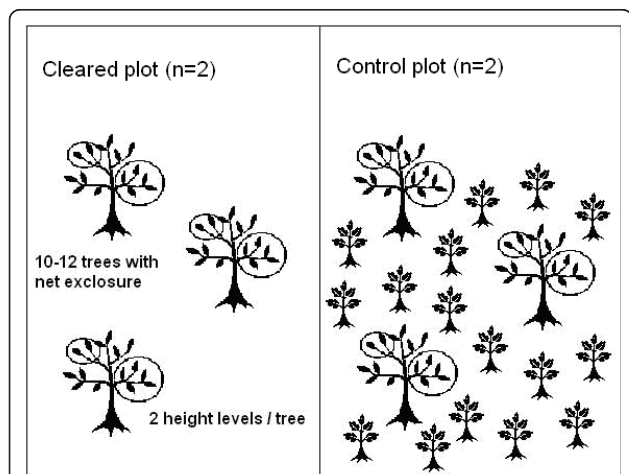


Figure 4 Experimental setup. The experiment was replicated at two sites. Each site was divided in two plots of equal area which were randomly assigned to either understory clearance or no management (control). Bird enclosures were placed in 10-12 trees in each plot, at two height levels in each tree.

Collection of arthropods

Net-enclosed and control branches were cut from the trees as the experiment was terminated. Each branch was carefully enclosed in a large plastic sack before cutting. The sacks were then immediately sealed and stored at +4° C until examination in the laboratory. Branches were cut into smaller pieces (20-30 cm), which were examined over a large white tray. Arthropods were collected by hand and preserved in 70% ethanol. Arthropods with a body length less than 1 mm and aphids were not appropriately sampled by this method and were, therefore, not included in the analyses. A few, fast-flying insects escaped during the examination process, but notes were taken of the approximate size and order of these individuals. Immediately after arthropod collection, all leaves were removed from the branches and weighed. To control for differences in branch size, arthropod abundance and biomass were related to the wet leaf-mass of each branch, which was assumed to be proportional to the leaf area. All branches were collected during dry weather conditions to minimize the variation in leaf moisture content. The collected arthropods were identified to order and their length was measured to the nearest mm using a stereo microscope with a measuring ocular. Length was measured from the top of the head to the end of the abdomen (excluding antennae, spinnerets, etc.). Fresh body mass of each specimen was estimated from its length by using order-specific length-weight regression equations from Hodar [48].

Statistical analysis

Arthropod abundance and biomass were calculated for each branch and related to leaf mass. In the analyses, we examined the effects of bird predation on the entire arthropod population (except Aphids and specimens <1 mm) as we wanted to avoid problems of mass-significance when performing multiple tests and for some orders the sampling variance was high (see Additional file 1), due to clumped distribution. The overall effect of net-exlosures was tested by pairwise comparisons of arthropod abundance and biomass, respectively, between paired branches with and without bird enclosure (paired samples t-test, 2-tailed). This test was carried out across sites, management types and height levels.

As the overall enclosure effect was found to be strong (see Results), we used the “Predation effect” as a measure of the avian predation rate, similarly to Van Bael *et al.* [49]. The “Predation effect”, *E*, was calculated for each pair of branches (net-enclosed and control), as the relative increase in arthropod abundance or biomass on the net-enclosed branch relative to the control branch:

$$E = \frac{N - C}{C} \quad (1)$$

where N is the abundance/biomass value of the net-enclosed branch and C is the value of the control branch. This measure will estimate the relative intensity of predation on canopy-living arthropods at two height levels (i.e. two values of E per tree). In this way we took advantage of the matched design within each tree and increased the possibility of detecting any difference in predation rate. A value of E indicates the strength of predation pressure and shows the factor by which C is to be multiplied to obtain the difference in abundance between N and C . (For instance, if $N = 50$ and $C = 10$ then $E = 4$ but if the difference is small, say $N = 50$ and $C = 40$ then $E = 0.25$). We assumed that abundances on branches at each height were similar at the start of the experiment (supported by earlier results [16,50]). Each pair of branches was treated as an independent sample. To test the independence, we conducted correlation tests (Spearman rank correlation) of "Predation effect", E , within trees. Separate tests were conducted for E on arthropod abundance and biomass.

Univariate analysis of variance (ANOVA) was used to test for Management (dense understory "control" vs cleared understory), Height (low vs high) and Site (Hultaberg, Rya åsar) effects, with the "Predation effect" as the response variable. Separate analyses were performed for "Predation effect" on arthropod abundance and biomass. The analyses were carried out using the GLM function in SPSS 12.0.1 for Windows with the model "Predation effect = Management + Height + Site + Management \times Height + Management \times Site + Height \times Site". The second-order interaction (Management \times Height \times Site) was not included in the model as it was not a part of our hypothesis and moreover it was difficult to interpret. Management and Height were considered fixed factors while Site was treated as a random factor. Levene's test was used to test for heterogeneity of variances within samples. Predation effect data for arthropod biomass did not meet the assumption of homogeneity of variances and was therefore transformed ($\log(x+1)$), which removed the heterogeneity [51]. All statistical analyses were performed using the SPSS 12.0.1 for Windows software.

Additional material

Additional file 1: Abundance (numbers/kg wet leaf mass \pm s.d.) and biomass (g/kg wet leaf mass \pm s.d.) of separate arthropod orders (orders with >50 recorded individuals in total) in relation to management and experimental treatment. The arthropod orders with <50 recorded individuals were: Lepidoptera, Opiliones, Neuroptera, Dermaptera, Acarina, Collembola, Ephemeroptera and Trichoptera.

Acknowledgements

This research was funded by the Swedish Research Council for Environment, Agricultural Sciences and Spatial Planning. We would like to thank T. Vowles

and K. Ström for assistance with the field and laboratory work. We also thank M. Hedblom, K. Wallin and two anonymous reviewers for valuable comments on the manuscript and the town of Borås for permission to conduct our field experiments in their forests.

Authors' contributions

BG and EH contributed equally in the design of the study. EH carried out the field work with assistance of BG. The authors analyzed field data and drafted the manuscript together. Both authors read and approved the final manuscript.

Received: 6 September 2010 Accepted: 1 March 2011

Published: 1 March 2011

References

1. Mols CMM, Visser ME: **Great tits can reduce caterpillar damage in apple orchards.** *J Appl Ecol* 2002, **39**:888-899.
2. Sekercioglu CH, Daily GC, Ehrlich PR: **Ecosystem consequences of bird declines.** *Proc Natl Acad Sci USA* 2004, **101**:18042-18047.
3. Sekercioglu CH: **Increasing awareness of avian ecological function.** *Trends Ecol Evol* 2006, **21**:464-471.
4. Whelan CJ, Wenny DG, Marquis RJ: **Ecosystem services provided by birds.** *Ann N Y Acad Sci* 2008, **1134**:25-60.
5. Moreau G, Eveleigh ES, Lucarotti CJ, Quiring DT: **Stage-specific responses to ecosystem alteration in an eruptive herbivorous insect.** *J Appl Ecol* 2006, **43**:28-34.
6. Eveleigh ES, McCann KS, McCarthy PC, Pollock SJ, Lucarotti CJ, Morin B, McDougall GA, Strongman DB, Huber JT, Umbanhowar J, Faria LDB: **Fluctuations in density of an outbreak species drive diversity cascades in food webs.** *Proc Natl Acad Sci USA* 2007, **104**:16976-16981.
7. Chamberlain DE, Fuller RJ, Bunce RG, Duckworth JC, Shrubbs M: **Changes in the abundance of farmland birds in relation to the timing of agricultural intensification in England and Wales.** *J Appl Ecol* 2000, **37**:771-788.
8. Donald PF, Sanderson FJ, Burfield IJ, van Bommel FPJ: **Further evidence on continent-wide impacts of agricultural intensification on European farmland birds, 1990-2000.** *Agric Ecosyst Environ* 2006, **116**:189-196.
9. Wretenberg J, Lindström Å, Svensson S, Thierfelder T, Pärt T: **Population trends of farmland birds in Sweden and England: similar trends but different patterns of agricultural intensification.** *J Appl Ecol* 2006, **43**:1110-1120.
10. Gregory RD, Vorisek P, van Strien AJ, Gmelig Meyling AW, Jiguet F, Fornasari L, Reif J, Chylarecki P, Burfield IJ: **Population trends of widespread woodland birds in Europe.** *Ibis* 2007, **149**(suppl 2):78-97.
11. Savard J-PL, Clergeau P, Mennechez G: **Biodiversity concepts and urban ecosystems.** *Landsc Urb Plann* 2000, **48**:131-142.
12. Mörtberg U: **Resident bird species in urban forest remnants; landscape and habitat perspectives.** *Landsc Ecol* 2001, **16**:193-203.
13. Marzluff JM, Bowman R, Donnelly R: **Avian ecology and conservation in an urbanizing world** Boston: Kluwer Academic Publishers; 2001.
14. Ricketts T, Imhoff M: **Biodiversity, urban areas, and agriculture: locating priority ecoregions for conservation.** *Conserv Ecol* 2003, **8**:1.
15. Christie FJ, Hochuli DF: **Elevated levels of herbivory in urban landscapes: are declines in tree health more than an edge effect?** *Ecol Soc* 2005, **10**:10.
16. Askenmo C, von Brömssen A, Ekman J, Jansson C: **Impact of some wintering birds on spider abundance in spruce.** *Oikos* 1977, **28**:90-94.
17. Holmes RT: **Ecological and evolutionary impacts of bird predation on forest insects: an overview.** In *Avian Foraging: Theory, Methodology, and Applications Stud Avian Biol* Edited by: Morrison ML, Ralph CJ, Verner J, Jehl JR 1990, **13**:6-13.
18. Van Bael SA, Brawn JD: **The direct and indirect effects of insectivory by birds in two contrasting Neotropical forests.** *Oecologia* 2005, **143**:106-116.
19. Recher HF, Majer JD: **Effects of bird predation on canopy arthropods in wandoo Eucalyptus wandoo woodland.** *Austral Ecol* 2006, **31**:349-360.
20. Greenberg R, Bichier P, Angon AC, MacVean C, Perez R, Cano E: **The impact of avian insectivory on arthropods and leaf damage in some Guatemalan coffee plantations.** *Ecology* 2000, **81**:1750-1755.
21. Bridgeland WT, Beier P, Kolb T, Whitham TG: **A conditional trophic cascade: Birds benefit faster growing trees with strong links between predators and plants.** *Ecology* 2010, **91**:73-84.

22. Van Bael SA, Philpott SM, Greenberg R, Bichier P, Barber NA, Mooney KA, Gruner DS: **Birds as predators in tropical agroforestry systems.** *Ecology* 2008, **89**:928-934.
23. Mooney KA, Gruner DS, Barber NA, Van Bael SA, Philpott SM, Greenberg R: **Interactions among predators and the cascading effects of vertebrate insectivores on arthropod communities and plants.** *Proc Natl Acad Sci USA* 2010, **107**:7335-7340.
24. Landis DA, Wratten SD, Gurr GM: **Habitat management to conserve natural enemies of arthropod pests in agriculture.** *Annu Rev Entomol* 2000, **45**:175-201.
25. Fiedler AK, Landis DA, Wratten SD: **Maximizing ecosystem services from conservation biological control: The role of habitat management.** *Biol Control* 2008, **45**:254-271.
26. Gunnarsson B: **Winter mortality of spruce-living spiders: effect of spider interactions and bird predation.** *Oikos* 1983, **40**:226-233.
27. Gunnarsson B: **Bird predation and vegetation structure affecting spruce-living arthropods in a temperate forest.** *J Anim Ecol* 1996, **65**:389-397.
28. Gunnarsson B, Hake M: **Bird predation affects canopy-living arthropods in city parks.** *Can J Zool* 1999, **77**:1419-1428.
29. Hedblom M, Söderström B: **Woodlands across Swedish urban gradients: Status, structure and management implications.** *Landsc Urb Plann* 2008, **84**:62-73.
30. Ribe RG: **The aesthetics of forestry, what has empirical preference research taught us?** *Environ Manag* 1989, **13**:55-74.
31. Tyrväinen L, Silvennoinen H, Kolehmainen O: **Ecological and aesthetic values in urban forest management.** *Urb For Urb Green* 2003, **1**:135-149.
32. Heyman E: **Clearance of understory in urban woodlands: Assessing impact on bird abundance and diversity.** *For Ecol Manag* 2010, **260**:125-131.
33. Philpott SM, Soong O, Lowenstein JH, Luz Pelido A, Tobar Lopez D, Flynn DFB, DeClerck F: **Functional richness and ecosystem services: bird predation on arthropods in tropical agroecosystems.** *Ecol Appl* 2009, **19**:1858-1867.
34. Gunnarsson B, Heyman E, Vowles T: **Bird predation effects on bush canopy arthropods in suburban forests.** *For Ecol Manag* 2009, **257**:619-627.
35. Polis GA, Strong DR: **Food web complexity and community dynamics.** *Am Nat* 1996, **147**:813-846.
36. Götmark F, Post P: **Prey selection by sparrowhawks, *Accipiter nisus*: relative predation risk for breeding passerine birds in relation to their size, ecology and behaviour.** *Philos Trans R Soc Lond B Biol Sci* 1996, **351**:1559-1577.
37. Crawford HS, Jennings DT: **Predation by birds on spruce budworm *Choristoneura fumiferana*: functional, numerical, and total responses.** *Ecology* 1989, **70**:152-163.
38. Marquis RJ, Whelan CJ: **Insectivorous birds increase growth of white oak by consuming its herbivores.** *Ecology* 1994, **75**:2007-2014.
39. Mooney KA: **Tritrophic effects of birds and ants on a canopy food web, tree growth and phytochemistry.** *Ecology* 2007, **88**:2005-2014.
40. Gradwohl J, Greenberg R: **The effect of a single species of avian predator on the arthropods of aerial leaf litter.** *Ecology* 1982, **63**:581-583.
41. Bock CE, Bock JH, Grant MC: **Effects of bird predation on grasshopper densities in an Arizona grassland.** *Ecology* 1992, **73**:1706-1717.
42. Perfecto I, Vandermeer JH, López Bautista G, Ibarra Nuñez G, Greenberg R, Bichier P, Langridge S: **Greater predation in shaded coffee farms: The role of resident neotropical birds.** *Ecology* 2004, **85**:2677-2681.
43. Fayt P, Machmer MM, Steeger C: **Regulation of spruce bark beetles by woodpeckers - a literature review.** *For Ecol Man* 2005, **206**:1-14.
44. Dalin P, Kindvall O, Björkman C: **Reduced population control of an insect pest in managed willow monocultures.** *PLoS ONE* 2009, **4**:e5487.
45. Carlborg N: *Tätortsnära skogsbruk* Jönköping, Skogsstyrelsen; 1991, in Swedish.
46. Rydberg D, Falck J: **Urban forestry in Sweden from a silvicultural perspective: a review.** *Landsc Urb Plann* 2000, **47**:1-18.
47. Bjerke T, Østdahl T: **Animal-related attitudes and activities in an urban population.** *Anthrozoös* 2004, **17**:109-129.
48. Hodar JA: **The use of regression equations for estimation of arthropod biomass in ecological studies.** *Acta Oecol* 1996, **17**:421-433.
49. Van Bael SA, Brawn JD, Robinson SK: **Birds defend trees from herbivores in a Neotropical forest canopy.** *Proc Natl Acad Sci USA* 2003, **100**:8304-8307.
50. Suhonen J, Alatalo RV, Carlson A, Hoglund J: **Food resource distribution and the organization of the Parus guild in a spruce forest.** *Ornis Scand* 1992, **23**:467-474.
51. Sokal RR, Rohlf FJ: *Biometry* New York: W. H. Freeman and Company; 1995.

doi:10.1186/1472-6785-11-8

Cite this article as: Heyman and Gunnarsson: Management effect on bird and arthropod interaction in suburban woodlands. *BMC Ecology* 2011 **11**:8.

Submit your next manuscript to BioMed Central and take full advantage of:

- Convenient online submission
- Thorough peer review
- No space constraints or color figure charges
- Immediate publication on acceptance
- Inclusion in PubMed, CAS, Scopus and Google Scholar
- Research which is freely available for redistribution

Submit your manuscript at
www.biomedcentral.com/submit

