

Cite this: *Chem. Sci.*, 2018, 9, 1640

Dynamical inversion of the energy landscape promotes non-equilibrium self-assembly of binary mixtures†

Luis Ruiz Pestana,^a Natalie Minnetian,^d Laura Nielsen Lammers^{bc}
and Teresa Head-Gordon^{†ade}

When driven out of equilibrium, many diverse systems can form complex spatial and dynamical patterns, even in the absence of attractive interactions. Using kinetic Monte Carlo simulations, we investigate the phase behavior of a binary system of particles of dissimilar size confined between semiflexible planar surfaces, in which the nanoconfinement introduces a non-local coupling between particles, which we model as an activation energy barrier to diffusion that decreases with the local fraction of the larger particle. The system autonomously reaches a cyclical non-equilibrium state characterized by the formation and dissolution of metastable micelle-like clusters with the small particles in the core and the large ones in the surrounding corona. The power spectrum of the fluctuations in the aggregation number exhibits $1/f$ noise reminiscent of self-organized critical systems. We suggest that the dynamical metastability of the micellar structures arises from an inversion of the energy landscape, in which the relaxation dynamics of one of the species induces a metastable phase for the other species.

Received 11th August 2017
Accepted 26th December 2017

DOI: 10.1039/c7sc03524a

rsc.li/chemical-science

Introduction

Self-assembly is typically defined as an equilibrium process whereby molecular building blocks spontaneously associate into highly organized complex structures.¹ Because it provides atomistic level structural resolution but does not require explicit manipulation at that scale, it has become the most promising bottom-up strategy to fabricate functional nanostructured materials.^{2,3} Current self-assembly strategies to achieve complex structures have been directed towards designing complicated networks of short-range interactions enabled mostly by DNA technology.^{4–7} Self-assembly is also ubiquitous in natural systems, and spans a wide range of length scales, from concerted motion in flocks to spatial patterning in bacterial colonies.^{8,9} But in contrast to engineered systems, most natural self-assembly processes occur out-of-equilibrium. By exploiting the anomalous phase behavior of systems under non-

equilibrium conditions, natural systems can produce complex patterns that are otherwise inaccessible through an equilibrium process. Despite recent efforts to use far-from-equilibrium conditions in nanostructured systems,^{10,11} the discovery and understanding of non-equilibrium effects in the self-organization of particle systems is in its infancy. Extending our current knowledge to a broader class of systems and non-equilibrium conditions is important for both engineered and natural applications of nanostructure organization.

In this work, we investigate the phase behavior of a model inspired by a binary mixture of ionic particles (K and Cs) that have different size, $r_K < r_{Cs}$, and are under semiflexible planar confinement (Fig. 1a). The critical feature of the system is that the activation energy barrier to diffusion of the larger (Cs) particles is higher than that of the smaller (K) particles, given the same local environment, and the activation energy barrier of all the particles decreases with the local concentration of the larger particles because they mechanically expand the semiflexible slit locally (Fig. 1b). Non-equilibrium effects will arise when the particles are confined between two semiflexible interfaces, which introduces a non-local coupling between the particles and their diffusion energy barriers. These abstracted features of the model have been derived from a recent study of the kinetics of ion migration in anhydrous clay interlayers,¹² which we investigate here in the limit of infinite screening (*i.e.* the electrostatic interactions between the ions are negligible).

We find that for a broad range of conditions, quantified below, the model reaches a state characterized by the cyclical formation and dissolution of metastable micelle-like clusters,

^aChemical Sciences Division, Lawrence Berkeley National Laboratory, University of California, Berkeley, USA. E-mail: thg@berkeley.edu

^bEarth and Environmental Science Area, Lawrence Berkeley National Laboratory, University of California, Berkeley, USA

^cDepartment of Environmental Science, Policy, and Management, University of California, Berkeley, USA

^dDepartment of Chemistry, University of California, Berkeley, USA

^eDepartment of Bioengineering, University of California, Berkeley, USA

[†]Department of Chemical and Biomolecular Engineering, University of California, Berkeley, USA

† Electronic supplementary information (ESI) available. See DOI: 10.1039/c7sc03524a



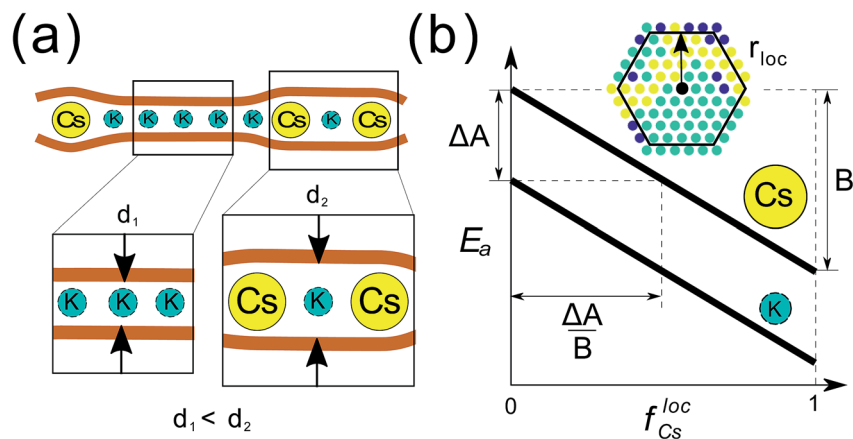


Fig. 1 Summary of the binary mixture model that exhibits non-equilibrium phase behavior. (a) Schematic representation of the system under study: a binary mixture of particles of dissimilar size under semiflexible planar confinement. The larger Cs particles expand the interlayer locally, which reduces the activation energy barrier of neighboring particles. (b) Activation energy barriers to diffusion, E_a , of each particle type as a function of the fraction of Cs in the local neighborhood, f_{Cs}^{loc} . The critical parameters are: (i) the difference between the E_a for the two species, which is ΔA for the same local environment, (ii) the strength of E_a on the local environment, given by B , and (iii) the characteristic length scale of the local neighborhood in units of lattice sites, r_{loc} . The geometric representation of the adimensional parameter $\Delta A/B$ is also presented.

with smaller K particles in the core and larger Cs particles in the corona. We call this a cyclical self-organized (CSO) state. We show that the cyclical nature of the dynamics arises from the inversion of the energy landscape^{13,14} of one particle type induced by the aggregation of particles of the other type, but by a mechanism in which the relaxation dynamics of the K particles is arrested by the Cs particles. We denote this novel mechanism dynamical inversion of the energy landscape (DIEL). Furthermore, the power spectrum of the fluctuations of the aggregation number in the CSO state exhibits a power law tail, reminiscent of self-organized critical systems.¹⁵

In what follows, we discuss first the phenomenology of the model, and then quantitatively analyze the phase behavior and dynamics of the system and its dependence on the relevant model parameters. We also derive a simple analytical form to predict the transition of the system to the CSO state and summarize our findings in a phase diagram that could guide experimental efforts towards reproducing the anomalous phase behavior observed here.

Computational methods

The system under study consists of a two dimensional triangular lattice, and dimensions of 30×30 , 60×60 and 100×100 sites were investigated. The 60×60 lattice was chosen because it is big enough so that it does not affect the natural dynamics also observed in the larger system, but the computational cost is low enough to achieve adequate temporal sampling. The left/right boundaries of the interlayer are reflective, and the top/bottom are periodic. Each lattice site is either empty or occupied by a particle of type K or Cs. The stoichiometry of K to Cs particles is 1 : 1, i.e. $f_{Cs}^0 = f_K^0 = 0.5$. The other parameters of the model, ΔA , B , and r_{loc} have been explained in the main text, and illustrated in Fig. 1b. In the Results section, the particles are

initially distributed at random in the lattice at the prescribed occupancy density $\rho = (N_{Cs} + N_K)/60^2$.

At each step of the KMC simulation we assign to each particle a characteristic waiting time determined using by eqn (1) and (2) in the main text. For each particle, a waiting time is randomly generated from an exponential distribution, effectively assuming a Poisson process. Then, we attempt to move a particle with the shortest waiting time to a neighboring lattice site selected at random. If the selected site is occupied by another particle, new waiting times are generated for all the particles, and a new move corresponding to the particle with new shortest waiting time is attempted. For each step we iterate this procedure until a move is successfully realized. The time step is calculated as the sum of the waiting times of all the attempted moves. We output the configuration of the lattice every 10^3 steps and run each simulation for a total of 3.5×10^8 steps.

Results and discussion

To simulate the dynamics of the system we use a Kinetic Monte Carlo (KMC) scheme on a 2D triangular lattice where sites are either empty or occupied by particles of type K or Cs. Particle moves from occupied to neighboring vacant sites are based on a standard KMC algorithm that assumes Poisson statistics with a characteristic waiting time t_c , which according to transition state theory (TST) is:

$$t_c = T_0 e^{\frac{E_a}{RT}} \quad (1)$$

where T_0 is the period of oscillation of the particle in the local minima (which we assume here is the same for K and Cs), and E_a is the activation energy barrier. We incorporate into the KMC model the nanoscale confinement mechanisms described above, and summarized in Fig. 1b, by making the activation



energy barriers dependent on the type of particle and the fraction of Cs in the local neighborhood of that particle, f_{Cs}^{loc} :

$$E_a = A_i - Bf_{Cs}^{loc} \quad (2)$$

The parameter A_i is the activation energy barrier of particle type i in a local environment where $f_{Cs}^{loc} = 0$, whereas B determines the strength of the dependence on the fraction of Cs within a local neighborhood of radius r_{loc} . In what follows, we show that the transition to the non-equilibrium cyclical state is governed by the dimensionless parameter $\Delta A/B$, where $\Delta A = A_{Cs} - A_K$. Further details of the KMC model and governing equations are described in detail in the Computational methods section.

In the trivial case where $B = 0$ and $\Delta A < k_B T$ (*i.e.* the activation barriers of Cs and K are approximately equivalent, and there is no dependence of the activation energy barriers on the local environment) the entropy of mixing is maximized and the particles exhibit diffusive dynamics, as expected from a system without pairwise interactions in thermodynamic equilibrium (Fig. S1–S3†). Increasing ΔA alone has the effect of separating the timescales at which Cs and K diffuse, but the dynamics of both remain diffusive. Because increasing ΔA makes the Cs particles to be exponentially less mobile than K, at high occupancy densities and $\Delta A \gg k_B T$, Cs particles act as fixed obstacles to the much faster K particles, which leads to sub-diffusive behavior of K. This phenomenon is equivalent to crowding-induced sub-diffusion observed in a variety of systems.^{16,17} Because in our system the particles aggregate into clusters with high local concentrations, sub-diffusive dynamics of individual particles is manifested even at moderately low occupancy densities.

When the dimensionless parameter $\Delta A/B$ takes finite values, we observe a phase transition from the well-mixed diffusive state ($\Delta A/B \rightarrow \infty$) to a state where K particles aggregate into clusters. In an initial well-mixed state, the local environment of every particle is the same on average, $(f_{Cs}^{loc})_K = (f_{Cs}^{loc})_{Cs} = 0.5$,

which makes the activation energy barriers of K particles, $E_a^K = A_K - B(f_{Cs}^{loc})_K$, lower than those of Cs, $E_a^{Cs} = A_{Cs} - B(f_{Cs}^{loc})_{Cs}$, by ΔA . Therefore, the well-mixed configuration represents an unstable state for the K particles such that they drift towards regions with high concentrations of K (*i.e.* clusters of K) where they diffuse much more slowly. If we examine the scaling of the fluctuations in the number of particles, ΔN , averaged over time in a subsystem as a function of subsystem size, N_0 , *i.e.* $\Delta N \sim N_0^\alpha$, we see that K exhibits out-of-equilibrium fluctuations (*i.e.* $\alpha > 0.5$) for all finite values of $\Delta A/B$ (Fig. 2). We show in the ESI† that purely diffusive systems exhibit equilibrium fluctuations (Fig. S2†). The mechanism of aggregation of K particles, where the particles accumulate in low-diffusivity regions and diffuse slowly in the regions where they accumulate, is analogous to the positive feedback responsible for clustering in models of active matter where the mobility of the particles decreases with their concentration.^{9,18,19}

For Cs particles to start diffusing once K has aggregated into clusters, the activation energy barrier of Cs dispersed in the lattice needs to be lowered such that $E_a^{Cs} = E_a^K$. This condition can be written as:

$$(\Delta A/B)_c = \Delta f_{Cs}^{loc} \quad (3)$$

where $(\Delta A/B)_c$ is the threshold value of the adimensional parameter, and $\Delta f_{Cs}^{loc} = (f_{Cs}^{loc})_{Cs} - (f_{Cs}^{loc})_K$ is the difference in the local Cs concentration between the Cs particles dispersed in the lattice, $(f_{Cs}^{loc})_{Cs} \approx 1$, and the K particles at the clusters' boundaries, $(f_{Cs}^{loc})_K$, where they have the lowest activation energy barriers. If $\Delta A/B > (\Delta A/B)_c$, Cs particles are mostly immobile and remain dispersed in the interlayer, therefore exhibiting number density fluctuations close to equilibrium (Fig. 2). If $\Delta A/B \leq (\Delta A/B)_c$, the Cs particles dispersed in the lattice become unstable and, driven by the same kinetic mechanism as the K particles before, aggregate around the clusters of K. As shown in Fig. 2b, the transition is associated to a sharp change in the scaling exponent towards values characteristic of non-equilibrium

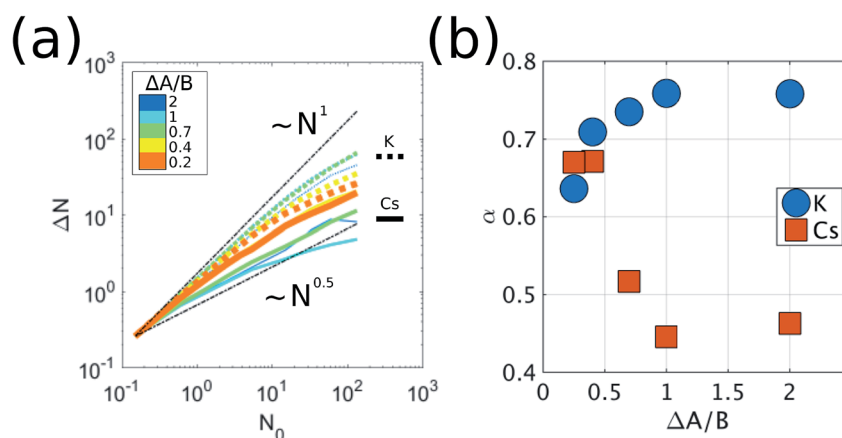


Fig. 2 Fluctuations of the number of particles. The results shown are for $\rho = 0.3$. We partition the system into M subsystems of equal size $N_0 = N_{tot}/M$, where N_{tot} is the total number of particles in the system. Each time step, for each subsystem, we calculate $\Delta N(t) = N(t) - N_0$. (a) Average of the fluctuations over time and over all the subsystems, ΔN , as a function of the reference number of particles per subsystem, N_0 . The black dashed lines show the scaling of equilibrium $\Delta N \sim N_0^{0.5}$, and non-equilibrium, $\Delta N \sim N$, fluctuations. (b) The value of the exponent α in $\Delta N \sim N^\alpha$ for both K and Cs as a function of $\Delta A/B$.



fluctuations. In active systems, the scaling exponent α can reach values up to 1.^{19,20} The aggregation of Cs leads to the formation of micelle-like clusters with K in the core and Cs in the corona.

The micelle-like clusters are not stable, however, but kinetically arrested in a metastable state. The aggregation of Cs has the effect of increasing the local concentration of Cs for K particles at the boundaries of each cluster, thus enhancing the mobility of the K particles, which become unstable with respect to their aggregated current state. However, their relaxation path is hindered by the Cs particles in the corona. Eventually, a finite-size fluctuation occurs (*i.e.* the Cs corona becomes significantly disrupted) and the metastable micelle-like cluster disperses in the lattice, which brings the system back to a state where both species are mixed in the lattice, before the self-organization resumes the next cycle. The destabilizing effect that the dynamical relaxation of one particle type has on the other can be rationalized considering a recently developed concept: the inversion of the energy landscape (IEL). Originally, IEL was invoked to explain the anomalous formation of metastable states through spinodal decomposition, triggered by the variation of a thermodynamic external parameter.^{13,14} In our case, the inversion of the energy landscape of each particle type is dynamically driven by the aggregation of particles of the other type. This dynamical inversion of the landscape (DIEL) leads to the cyclical behavior illustrated in Fig. 3. (Movies of simulations showing this phenomenon are provided in the ESI†). We note that the phenomena we observe for finite $\Delta A/B$ is insensitive to initial conditions by showing the same features are exhibited when the binary system is initially phase-separated (Fig. S4†). Because the barrier to escape the transient state can be quite large (particularly for high values of B , high occupancy density of the lattice, and/or initial phase separated conditions), the

system can take a long simulation time to manifest the cyclic behavior. Because our goal is to investigate the cyclical non-equilibrium behavior rather than the initial transient, we decided to use well-mixed starting configurations to more straightforwardly quantify the result.

To show that the DIEL phenomena is robust over a range of system parameters, and in order to gain quantitative insight into the order parameters that drive the phase behavior and dynamics of the system to make predictive outcomes, we analyze the effect of varying $\Delta A/B$ as well as its dependence on occupancy density, ρ , which is the fraction of lattice sites occupied by particles. Fig. 4a and c show the probability distribution of the aggregation fraction, $f_{\text{agg}}^i \in [0,1]$, defined as the number of particles of type i in an aggregated state divided by the total number of particles of that type in the system, for different values of $\Delta A/B$. For both types of particles the probability distributions display Gaussian profiles with well-defined averages, indicating that the average fraction, f_{agg}^i , could be a reasonable order parameter for the system. In Fig. 4b and d, f_{agg}^i is plotted as a function of $\Delta A/B$. We find that K aggregates into clusters across all finite $\Delta A/B$ values (Fig. 4b). The nature of the K clustering is classifiable as non-equilibrium aggregation (Fig. S5a and b† shows that the aggregation fraction remains approximately constant through the simulation and that the average cluster size is inversely proportional to the instantaneous number of clusters). The aggregation of Cs, on the other hand, exhibits a relatively sharp transition at $\Delta A/B \approx 0.7$ (Fig. 4d). For $\Delta A/B > 0.7$, Cs exhibits stochastic aggregation due to equilibrium fluctuations, where the average cluster size is small and independent on the instantaneous number of clusters (Fig. S5c and d†). For $\Delta A/B < 0.7$ we observe the non-equilibrium aggregation behavior of Cs. This analysis provides

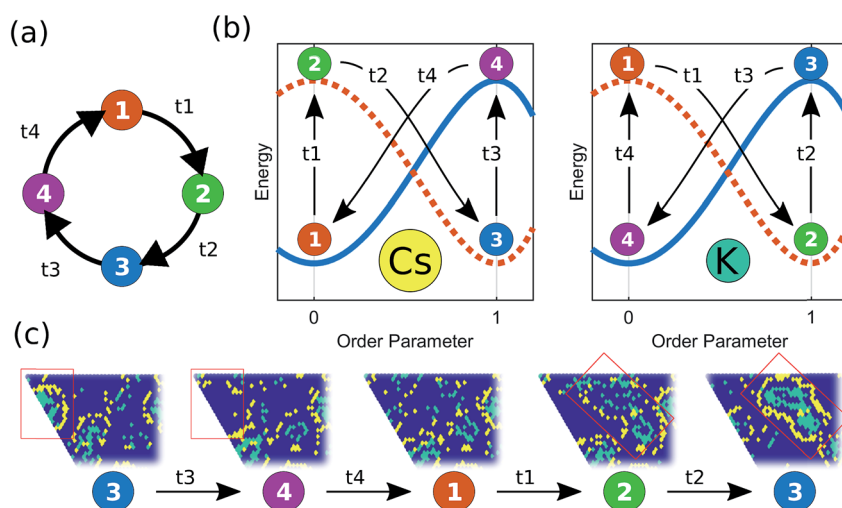


Fig. 3 Schematic illustration of the dynamical inversion of the energy landscape (DIEL). (a) Each cluster progresses cyclically through 4 different states. State-1 corresponds to K and Cs mixed and dispersed in the lattice. State-2 corresponds to K aggregated into stable clusters, but with Cs still dispersed. State-3 corresponds to the micelle-like metastable clusters with K in the core and Cs in the corona. State-4 occurs after a finite-size fluctuation of the Cs corona allows K to leak out and disperse, but Cs is still aggregated for a brief period. (b) Schematic representation of the energy landscapes for different particle types as a function of the order parameter, which is 1 when all the particles of the given type are aggregated into clusters, and 0 when they are dispersed in the lattice. The vertical transitions (t1 and t3 for Cs, and t2 and t4 for K) correspond to inversions in the energy landscape driven by the relaxation to equilibrium of the other particle type. (c) Illustration of the different states of the system through snapshots from an actual simulation. Results are generated for the system condition where $\rho = 0.3$, $r_K^0 = r_{Cs}^0 = 0.5$, and $r_{loc} = 4$.



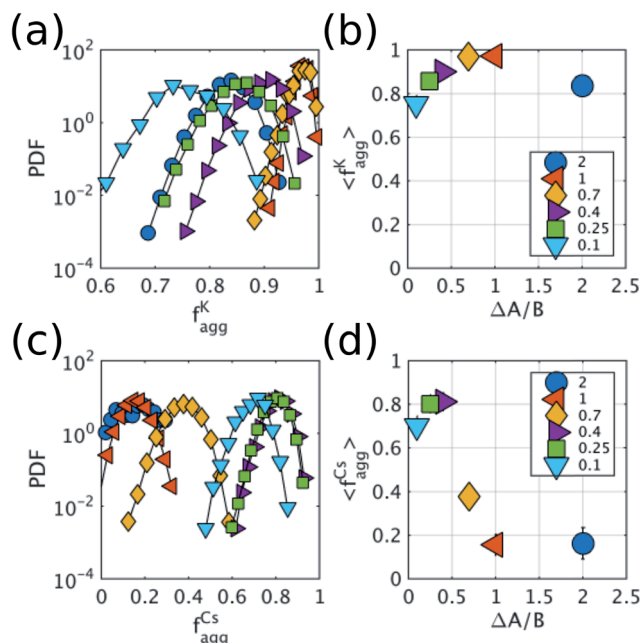


Fig. 4 Aggregation behavior as a function of $\Delta A/B$ for $\rho = 0.3$. Panels (a) and (c) show the probability distributions of the aggregation fraction, f_{agg}^i , for K and Cs, respectively. Panels (b) and (d) show the average aggregation fraction, $\langle f_{\text{agg}}^i \rangle$, as a function of $\Delta A/B$ for K and Cs, respectively. The results shown in the figure are for $\rho = 0.3$. It is interesting that the average stochastic aggregation fraction for K decreases slightly, but consistently, for the lower values of $\Delta A/B$, which can be explained by the fact that, the lower $\Delta A/B$ is, the earlier in the clustering process Cs would arrest the aggregation of K by surrounding the existing clusters. Because the values of f_{agg}^i have been corrected for background values of aggregation under diffusive conditions, in the diffusive case, when $\Delta A/B \rightarrow \infty$, $f_{\text{agg}}^i = 0$. It is worth noting that the values of f_{agg}^i have been corrected according to $f_{\text{agg}}^i = (f_{\text{agg}}^{i*} - f_{\text{agg,eq}}^i) / (1 - f_{\text{agg,eq}}^i)$, where $f_{\text{agg,eq}}^i$ is the background aggregation (Fig. S3b†) and f_{agg}^{i*} is the uncorrected value.

quantitative evidence of the non-equilibrium and metastable phenomenology described earlier, namely, the aggregation first of K into clusters, followed by aggregation of Cs for values of $\Delta A/B \leq (\Delta A/B)_c$.

Because it is the aggregation of Cs that triggers the metastability in the micelle-like clusters, we can use $f_{\text{agg}}^{\text{Cs}}$ as an order parameter to identify additional features of the transition to the CSO state (Fig. 4d). In the CSO state, the system adopts a dynamical behavior whereby micelles form and dissolve as a function of time, which we hypothesize, originates from the dynamical inversion of the energy landscape, and where many micelles at different stages of their lifetimes coexist. A particularly important question is whether the dynamics in the CSO state exhibit any particular time-scale or periodicity. To answer that question, we calculate in Fig. 5 the power spectrum, $S(\omega)$, of the time signal of the order parameter, $f_{\text{agg}}^{\text{Cs}}$. For all cases, we observe that the power spectrum exhibits a power law tail, which indicates the absence of a characteristic frequency governing the dynamical behavior. We note that the inverse power law behavior that arises from the dynamical metastability of the micelles due to DIEL, is similar to that observed in self-organized critical systems.²¹

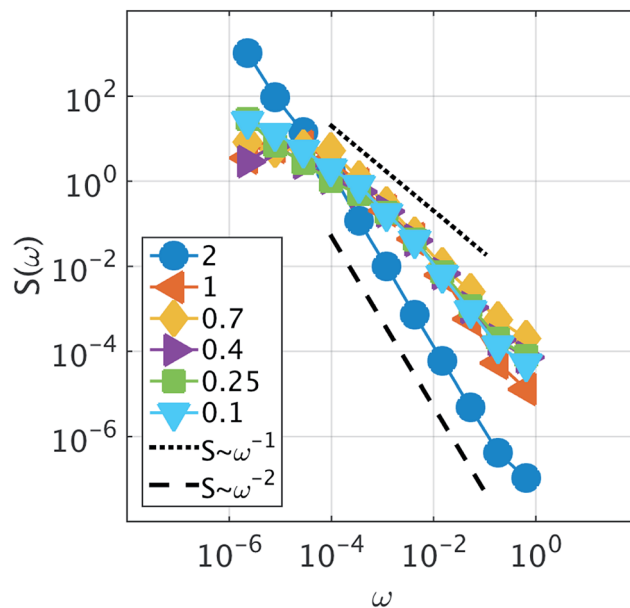


Fig. 5 Power spectrum of the fluctuations of the order parameter $f_{\text{agg}}^{\text{Cs}}$. The different series correspond to different values of $\Delta A/B$. Two visual guidelines are provided that correspond to ω^{-1} and ω^{-2} noise. The results shown in the figure are for $\rho = 0.3$.

We also investigate the behavior of the system in the CSO state for values of the occupancy density, ρ , ranging between 0.2 and 0.7 (Fig. 6a). We observe that the K clusters become more compact as the occupancy density increases. What is conserved across systems with different occupancy density is the thickness of the compact K phase, $R_K \approx r_{\text{loc}}$ (Fig. S6a†). For example, for lower ρ values the large clusters that form display hollow cores that preserve $R_K \approx r_{\text{loc}}$. Using simple geometry and assuming that the micellar clusters are circular with a K core of radius R_K and a corona of Cs of thickness D_{Cs} , the condition that each micelle has the same amount of Cs than K leads to $D_{\text{Cs}} = (\sqrt{2} - 1)R_K \approx 0.4R_K$ which agrees reasonably well with the numerical observations. Given this relation between R_K and D_{Cs} , the question remains as to why the system tends to form micelles of size $R_K \approx r_{\text{loc}}$? If the system evolves such that the activation energy barriers of Cs particles are maximized, or equivalently such that the Cs diffusivity is minimized, the clusters should evolve to a state where the total overlap area between the local neighborhood of Cs in the corona and the K particles in the core, $\int A \cap dt$, is maximized. In fact, this analysis, shown in Fig. S6b,† reveals that $\max(\int A \cap dt)$ corresponds to $R_K/r_{\text{loc}} \approx 1$, which agrees with the simulation data histogrammed in Fig. S6a.†

Finally, in order to provide a simple analytical model for the threshold of the adimensional parameter $(\Delta A/B)_c$ under which transitions to the CSO state are observed as a function of density, we return to the condition of metastability defined in eqn (3) by analyzing $\Delta f_{\text{Cs}}^{\text{loc}}$ in the situation when K is aggregated into clusters of radius $R_K = r_{\text{loc}}$ and Cs is still dispersed in the lattice. For mathematical simplicity, we again assume the clusters are circular, and that the unit area is a lattice site. In this configuration $(f_{\text{Cs}}^{\text{loc}})_{\text{Cs}} \approx 1$, and the K particles with the



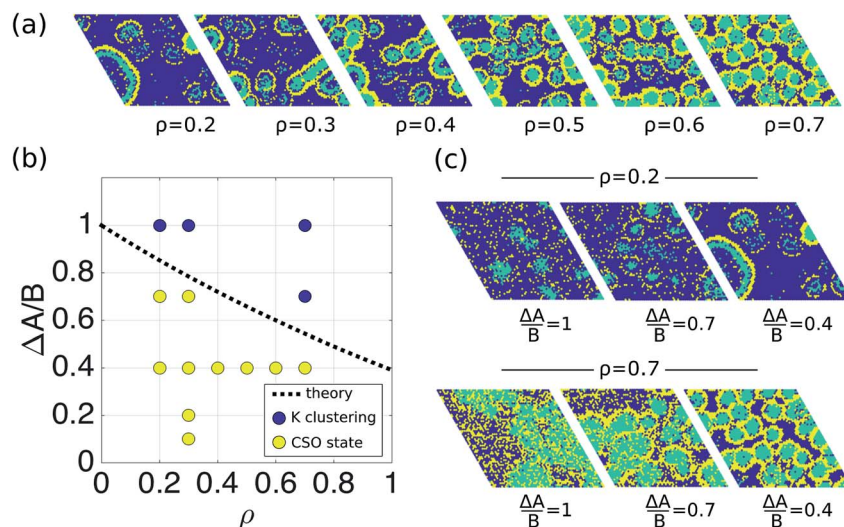


Fig. 6 Phase behavior of the system as a function of $\Delta A/B$ and ρ . (a) Snapshots illustrating the aggregation behavior as a function of occupancy density, ρ . The snapshots corresponds to simulations where $\Delta A/B = 0.4$. (b) Phase diagram as a function of $\Delta A/B$ and the occupation density ρ . The black line is the theoretical phase boundary between just K clustering, $\Delta A/B > (\Delta A/B)_c$, and the cyclical self-organized state (CSO) with metastable micelle like clusters for $\Delta A/B \leq (\Delta A/B)_c$. The circles are results from the simulations. A system was considered to be in the CSO state if the order parameter $f_{agg}^{Cs} > 0.2$. (c) Snapshots illustrating the aggregation behavior as a function of $\Delta A/B$ for two different occupancy densities, $\rho = 0.2$ and $\rho = 0.7$.

lowest energy barriers in the system are at the boundary of the cluster. The local fraction of Cs, $(f_{Cs}^{loc})_K$, is by definition:

$$(f_{Cs}^{loc})_K = \frac{N_{Cs}^{loc}}{(N_{Cs}^{loc} + N_K^{loc})} \quad (4)$$

where N_{Cs}^{loc} and N_K^{loc} are the number of particles of Cs and K, respectively, within distance r_{loc} of a K particle at the boundary of the cluster (*i.e.* within its local environment). N_K^{loc} is equal to the area of the local neighborhood occupied by the K-cluster, which can be written as the overlap area between two circles of radius r_{loc} and R_K , whose centers are at distance R_K :

$$N_K^{loc} = R_K^2(\theta_{R_K} - \sin \theta_{R_K} \cos \theta_{R_K}) + r_{loc}^2(\theta_{r_{loc}} - \sin \theta_{r_{loc}} \cos \theta_{r_{loc}}) \quad (5)$$

where $\theta_{r_{loc}} = \sin^{-1}(a/2r_{loc})$, $\theta_{R_K} = \sin^{-1}(a/2R_K)$, and $a = r_{loc}R_K^{-1}\sqrt{(2R_K)^2 - r_{loc}^2}$. The number of Cs particles in the local neighborhood is:

$$N_{Cs}^{loc} = A_{Cs}^{loc}\rho_{Cs}^{loc} \quad (6)$$

where $A_{Cs}^{loc} = \pi r_{loc}^2 - N_K^{loc}$, and the density of Cs in the local neighborhood, ρ_{Cs}^{loc} , is:

$$\rho_{Cs}^{loc} = \frac{f_{Cs}^0 \rho}{1 - f_K^0 \rho} \quad (7)$$

Using eqn (4)–(7), we can calculate $(\Delta A/B)_c$ as a function of fundamental parameters of the model ΔA , B , f_{Cs}^0 , f_K^0 , ρ , and r_{loc} . The dashed black line in Fig. 6b shows the relationship $(\Delta A/B)_c$ vs. ρ , for the simulation conditions $r_{loc} = 4$ and $f_{Cs}^0 = f_K^0 = 0.5$, as well as the results from the simulations for different densities.

This result suggests that the transition to the CSO state is facilitated at lower occupancy densities.

Conclusion

The phase behavior of a confined binary system, in which mobilities are dependent on local concentrations of one species, is shown to undergo a metastable and cyclical self-organized state that we propose arises from a dynamical inversion of the energy landscape. In the CSO state, the system displays out-of-equilibrium aggregation and complex cyclical dynamical behavior, with micelles dissolving and reforming but lacking of any characteristic frequency. The findings reported here can be generalized to any other binary system where the diffusivity or mobility of the species, particles, or agents, depends on their local concentration, where one of the species diffuses faster than the other given the same local environment, the presence of steric repulsions between the particles or species, and a source of dissipation (which for the original clay system is the friction introduced by the nanoconfinement of ions in the clay interlayers¹²). For example, our model could be used to describe non-equilibrium spatial clustering of active matter systems (*e.g.* bacterial) where species exhibit concentration-dependent mobilities, or the phase behavior of binary granular monolayers, systems that have already been experimentally realized albeit under different conditions than that proposed here.^{22–24}

Conflicts of interest

There are no conflicts to declare.



Acknowledgements

LRP and THG thank the Director, Office of Science, Office of Basic Energy Sciences, Chemical Sciences Division of the U.S. Department of Energy under Contract No. DE-AC02-05CH11231 for support. LNL gratefully acknowledges support from the Laboratory Directed Research and Development Program of Lawrence Berkeley National Laboratory under U.S. Department of Energy Contract No. DE-AC02-05CH11231. This research used resources of the National Energy Research Scientific Computing Center, a DOE Office of Science User Facility supported by the Office of Science of the U.S. Department of Energy under Contract No. DE-AC02-05CH11231.

References

- G. M. Whitesides, J. P. Mathias and C. T. Seto, Molecular self-assembly and nanochemistry: a chemical strategy for the synthesis of nanostructures, *DTIC Document*, 1991.
- O. Ikkala and G. ten Brinke, *Science*, 2002, **295**, 2407–2409.
- S. Zhang, *Nat. Biotechnol.*, 2003, **21**, 1171–1178.
- S. Hormoz and M. P. Brenner, *Proc. Natl. Acad. Sci. U. S. A.*, 2011, **108**, 5193–5198.
- S. Y. Park, A. K. R. Lytton-Jean, B. Lee, S. Weigand, G. C. Schatz and C. A. Mirkin, *Nature*, 2008, **451**, 553–556.
- J. D. Halverson and A. V. Tkachenko, *Phys. Rev. E: Stat., Nonlinear, Soft Matter Phys.*, 2013, **87**, 062310.
- C. A. Mirkin, R. L. Letsinger, R. C. Mucic and J. J. Storhoff, *Nature*, 1996, **382**, 607–609.
- S. Ramaswamy, *Annu. Rev. Condens. Matter Phys.*, 2010, **1**, 323–345.
- M. E. Cates and J. Tailleur, *Annu. Rev. Condens. Matter Phys.*, 2015, **6**, 219–244.
- B. A. Grzybowski and W. T. S. Huck, *Nat. Nanotechnol.*, 2016, **11**, 585–592.
- S. Mann, *Nat. Mater.*, 2009, **8**, 781–792.
- L. Ruiz Pestana, K. Kolluri, T. Head-Gordon and L. N. Lammers, *Environ. Sci. Technol.*, 2017, **51**, 393–400.
- R. Alert, P. Tierno and J. Casademunt, *Nat. Commun.*, 2016, **7**, 13067.
- R. Alert, J. Casademunt and P. Tierno, *Phys. Rev. Lett.*, 2014, **113**, 198301.
- P. Bak, C. Tang and K. Wiesenfeld, *Phys. Rev. Lett.*, 1987, **59**, 381–384.
- I. Golding and E. C. Cox, *Phys. Rev. Lett.*, 2006, **96**, 098102.
- M. Weiss, M. Elsner, F. Kartberg and T. Nilsson, *Biophys. J.*, 2004, **87**, 3518–3524.
- J. Tailleur and M. E. Cates, *Phys. Rev. Lett.*, 2008, **100**, 218103.
- Y. Fily and M. C. Marchetti, *Phys. Rev. Lett.*, 2012, **108**, 235702.
- I. S. Aranson, A. Snezhko, J. S. Olafsen and J. S. Urbach, *Science*, 2008, **320**, 612.
- P. Bak, C. Tang and K. Wiesenfeld, *Phys. Rev. A*, 1988, **38**, 364–374.
- M. Grunwald, S. Tricard, G. M. Whitesides and P. L. Geissler, *Soft Matter*, 2016, **12**, 1517–1524.
- D. E. Woodward, R. Tyson, M. R. Myerscough, J. D. Murray, E. O. Budrene and H. C. Berg, *Biophys. J.*, 1995, **68**, 2181–2189.
- J. S. Olafsen and J. S. Urbach, *Phys. Rev. Lett.*, 1998, **81**, 4369–4372.

