

ARTICLE

Received 24 Mar 2015 | Accepted 25 Aug 2015 | Published 7 Oct 2015

DOI: 10.1038/ncomms9474

OPEN

Metal-to-insulator switching in quantum anomalous Hall states

Xufeng Kou^{1,*}, Lei Pan^{1,*}, Jing Wang², Yabin Fan¹, Eun Sang Choi³, Wei-Li Lee⁴, Tianxiao Nie¹, Koichi Murata¹, Qiming Shao¹, Shou-Cheng Zhang² & Kang L. Wang¹

After decades of searching for the dissipationless transport in the absence of any external magnetic field, quantum anomalous Hall effect (QAHE) was recently achieved in magnetic topological insulator films. However, the universal phase diagram of QAHE and its relation with quantum Hall effect (QHE) remain to be investigated. Here, we report the experimental observation of the giant longitudinal resistance peak and zero Hall conductance plateau at the coercive field in the six quintuple-layer $(\text{Cr}_{0.12}\text{Bi}_{0.26}\text{Sb}_{0.62})_2\text{Te}_3$ film, and demonstrate the metal-to-insulator switching between two opposite QAHE plateau states up to 0.3 K. Moreover, the universal QAHE phase diagram is confirmed through the angle-dependent measurements. Our results address that the quantum phase transitions in both QAHE and QHE regimes are in the same universality class, yet the microscopic details are different. In addition, the realization of the QAHE insulating state unveils new ways to explore quantum phase-related physics and applications.

¹Device Research Laboratory, Department of Electrical Engineering, University of California, Los Angeles, California 90095, USA. ²Department of Physics, Stanford University, Stanford, California 94305, USA. ³National High Magnetic Field Laboratory, Florida State University, Tallahassee, Florida 32310-3706, USA. ⁴Institute of Physics, Academia Sinica, Taipei 11529, Taiwan. * These authors contributed equally to this work. Correspondence and requests for materials should be addressed to K.L.W. (email: wang@seas.ucla.edu).

When a two-dimensional electron gas (2DEG) is subjected to a strong perpendicular magnetic field (B_{\perp}), the energy spectrum evolves into discrete Landau levels (LLs). As a result, the electron motion is localized by the cyclotron orbits inside the 2DEG system, while the one-dimensional chiral states are formed at the edge, thus giving rise to a quantized Hall conductance^{1–3}. Ever since the discovery of the quantum Hall effect (QHE)⁴, enormous efforts have been made to elucidate the universal behaviour of this quantum transport phenomenon^{5–7}. Within the framework of 2D localization theorem, the renormalization group (RG) flow of the system can be well-described in the conductance plot, where stable points appear at $(\sigma_{xx}, \sigma_{xy}) = (0, ne^2/h)$ (σ_{xx} is the longitudinal conductance, σ_{xy} is the transverse conductance, e is the electron charge, h is the Planck constant and the integer n is in accordance with the n th LL). In the meanwhile, the quantum phase transition between neighbouring LLs follows a continuous semicircle centred at $(\sigma_{xx}, \sigma_{xy}) = (0, (n - 1/2)e^2/h)$ with the scaling behaviour dictated by the localization length^{8–11}. In the extreme quantum limit when B_{\perp} is so large that the ground LL exceeds the Fermi level (E_F), the 2DEG system will be driven into the so-called quantum Hall insulator state where the longitudinal resistance diverges as the temperature approaches absolute zero, yet the Hall resistance saturates towards the quantized value corresponding to the ground LL state^{7,12–14}.

Following the footprint of QHE, it was suggested that by introducing appropriate magnetic exchange field and large intrinsic spin-orbit coupling, similar dissipationless chiral edge conduction could also occur in non-zero first Chern number (C_1) ferromagnetic (FM) insulators without the assistance of external magnetic field^{15–21}. Given the same broken symmetry and non-trivial band topology, the corresponding quantum anomalous Hall effect (QAHE) may be regarded as a special derivative of QHE^{17,22,23}. Accordingly, soon after the first experimental demonstrations of QAHE in magnetic topological insulators (TIs)^{24–28}, a microscopic network model of quantum percolation was applied to investigate the universal scaling of the QAHE plateau transition around the coercive field²⁹. Generally, it was proposed that in an ideal 2D magnetic TI system, the competition between the FM exchange field and the quantum confinement-induced hybridization would change the band topology, therefore leading to the phase transition from the $C_1 = 1$ QAHE state to the $C_1 = 0$ insulating state. Unfortunately, because of the major challenge of growing high-quality magnetic TIs (that is, well-defined single-crystalline structure with atomically smooth surfaces and extremely low-defect density) within the 2D hybridization limit^{24–26}, experimental observations of the zero Hall plateau state in a quantum anomalous Hall insulator and the plateau transition from $\sigma_{xy} = \pm e^2/h$ to $\sigma_{xy} = 0$ in the QAHE regime have not been reported yet. Meanwhile, although there was an earlier attempt to interpret QAHE following the RG flow argument²⁶, the universality of this distinct QAHE phase remains to be ascertained.

In this article, we use Cr-doped (BiSb)₂Te₃ films to study QAHE and its related phase diagram. Due to the highly insulating bulk state achieved by the non-equilibrium molecular beam epitaxy (MBE) growth, we observe the giant longitudinal resistance peak and zero Hall conductance plateau at the coercive field in the six quintuple-layer (QL) (Cr_{0.12}Bi_{0.26}Sb_{0.62})₂Te₃ film. Such zero Hall plateau manifests the presence of the unique QAHE insulating state, which may be understood within the magnetic multi-domain network context. Moreover, by studying the angle-dependent quantum transport behaviours, the 2D massive Dirac fermion-featured QAHE phase diagram is mapped out to show that the QAHE state with the first Chern number $C_1 = 1$ is transitioned into the $C_1 = 0$ insulating state, and the

conductance tensor (σ_{xx}, σ_{xy}) follows a universal semicircle relation, regardless of the applied magnetic field strength. The presence of the zero Hall plateau and the realization of the metal-to-insulator switching in the 2D QAHE regime expand the insights of the critical quantum transport phenomena, and may also pave the way for low-power dissipation spintronics applications.

Results

QAHE in the Cr-doped (BiSb)₂Te₃ sample. High-quality Cr-doped (BiSb)₂Te₃ films were firstly grown on semi-insulating GaAs (111)B substrates via MBE³⁰. The growth condition and chemical composition of the film were carefully optimized such that extremely low-bulk carrier density was achieved and the Fermi level was already within the surface gap without additional electric field tuning (See Supplementary Note 1). To generate the hybridization surface state gap m_0 (refs 19,31,32), the film thickness used in this work was precisely chosen as 6 QL, as highlighted in Supplementary Fig. 1. After careful *in situ* surface passivation³³, we carried out standard four-point magneto-transport measurements on the six QL (Cr_{0.12}Bi_{0.26}Sb_{0.62})₂Te₃ Hall bar device with dimensions of 2×1 mm, as illustrated in Fig. 1a. Fig. 1b shows the quantization of the anomalous Hall resistance ($R_{yx} = h/e^2 \sim 25.81$ k Ω) up to $T = 0.26$ K. The sign of the quantized R_{yx} with respect to the magnetization direction is consistent with the chiral conduction property, as elaborated in ref. 25. Likewise, the magnetic field-dependent longitudinal resistance (R_{xx}) results are plotted in Fig. 1c (The complete temperature-dependent data of R_{yx} and R_{xx} are discussed in Supplementary Note 2). The striking feature here is that at the base temperature $T = 0.02$ K, R_{xx} increases dramatically from almost a vanishing value ($R_{xx_min} \sim 20$ Ω) at zero field to a giant peak ($R_{xx_PEAK} \sim 380$ k Ω) at the coercive field ($H_C = \pm 0.12$ T); both R_{xx_PEAK} and the corresponding magneto-resistance (MR) ratio ($> 10^6\%$) are much larger than those reported previously^{24–28}. It is noted that the steep divergence of R_{xx} at zero LL was also observed in graphene under high magnetic field^{34–36}. However, the underlying mechanisms are quite different. For the graphene case, it was believed that the increased exchange interaction at high B_{\perp} would split the spin degeneracy of graphene around the Dirac point, and lift the original fourfold degenerate Dirac cone by a Zeeman gap^{34–38}. In contrast, both the giant R_{xx_PEAK} at small H_C and its temperature-dependent behavior shown in our 2D magnetic TI film (Fig. 1d and Supplementary Fig. 2) can be understood from the magnetic multi-domain network model at the QAHE phase transition regime, as we will explain in detail below.

Capturing the e^2/h -to-zero QAHE plateau transition. Following ref. 29, we re-plot the QAHE data on the basis of conductance in Fig. 2 by using the reciprocal resistance-to-conductance (ρ - σ) tensor conversion given by

$$\sigma_{xx} = \frac{\rho_{xx}}{\rho_{xx}^2 + \rho_{yx}^2}, \sigma_{xy} = \frac{\rho_{yx}}{\rho_{xx}^2 + \rho_{yx}^2} \quad (1)$$

Consistent with Fig. 1b,c, the QAHE in the conductance plot is also manifested by the quantized ($\sigma_{xy} = \pm e^2/h, \sigma_{xx} \rightarrow 0$) at zero magnetic field, as shown in Fig. 2a,b. Remarkably, two intermediate plateaus with the Hall conductance $\sigma_{xy} \sim 0$ are clearly developed at $H_C = \pm 0.12$ T when $T = 0.02$ K. In the meantime, the longitudinal conductance σ_{xx} exhibits the double-peaks behaviour, and its minimum value at H_C reflects the insulating behaviour during the magnetization reversal process. Moreover, the temperature dependence of the zero Hall plateaus is also investigated. Fig. 2a,b present the measured σ_{xy} and σ_{xx}

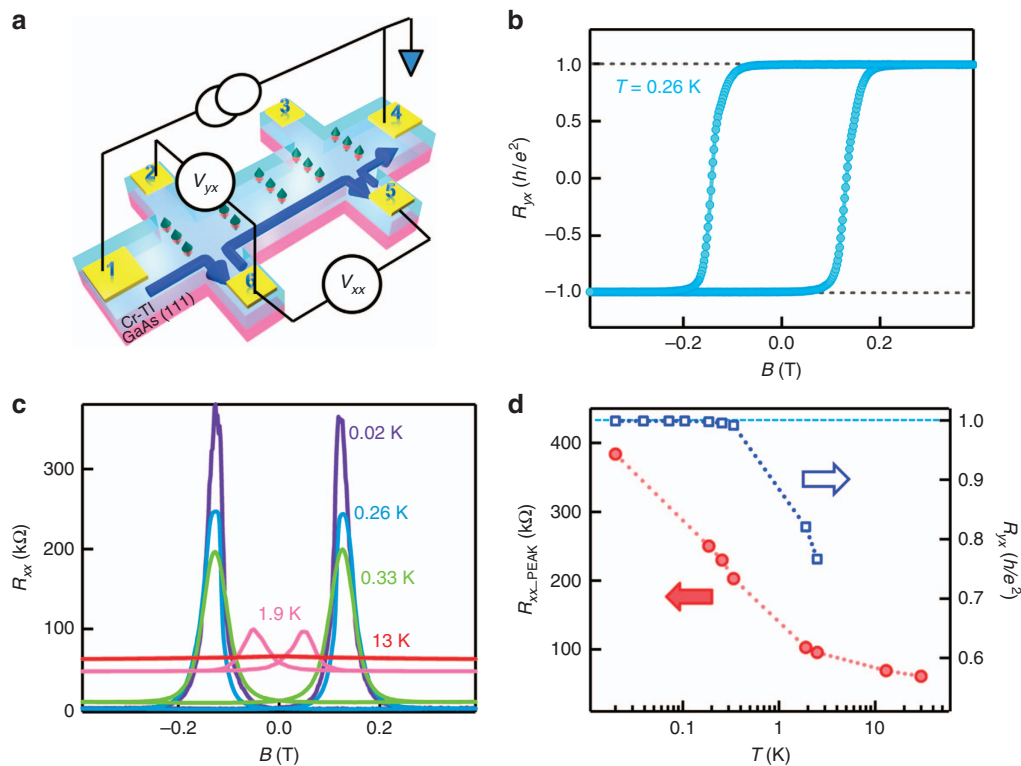


Figure 1 | Quantum anomalous Hall effect in the six QL $(\text{Cr}_{0.12}\text{Bi}_{0.26}\text{Sb}_{0.62})\text{Te}_3$ film. (a) Schematic representation of the mm-sized Hall bar structure and four-point Hall measurements based on the MBE-grown magnetic TI thin film. (b) Quantum anomalous Hall results at $T = 0.26$ K. The Hall resistances are quantized to be $\pm h/e^2$ where the signs are determined by the chirality of the edge conduction. (c) Temperature-dependent magneto-resistance results (from 0.02 to 13 K). At the coercive field, the peak of R_{xx} quickly diverges at lower temperatures. (d) Temperature-dependent $R_{xx,PEAK}$ and R_{yx} extracted from (b,c). The anomalous Hall resistance R_{yx} becomes quantized up to 0.3 K, and the giant $R_{xx,PEAK}$ resolved at 0.02 K is ~ 400 $k\Omega$, the largest value obtained among all reported QAHE systems.

data at several different temperatures (that is, 0.02–0.33 K). It is seen that with increasing temperature, the zero Hall plateaus near H_C gradually narrow (Fig. 2a), while the σ_{xx} double-peaks widen at high temperatures, and the minimum of σ_{xx} at H_C also gradually becomes larger, indicating the increase of thermally activated bulk carrier conduction at higher temperatures (Fig. 2b). When the sample further warms up, both these intermediate features cannot be resolved any more at $T = 1.9$ K.

To further validate our observations, we investigate more Cr-doped $(\text{BiSb})_2\text{Te}_3$ thin films with different thickness (6 and 10 QL, see Supplementary Note 3) and Cr doping concentrations (10–15%, see Supplementary Note 4), and the relevant transport data are shown in Supplementary Figs 3 and 4, respectively. It is seen that while the quantized QAHE states are observed in all samples, the zero Hall plateau state only persists in the six QL films and disappears when the thickness increases to 10 QL. Together with Fig. 2, these thickness-dependent features strongly suggest that the signatures of physics behind the quantized QAHE state ($\sigma_{xy} = \pm e^2/h$, $\sigma_{xx} \rightarrow 0$) and the zero Hall plateaus ($\sigma_{xy} \sim 0$, $\sigma_{xx} \rightarrow 0$) are different, and they may be understood as the following based on the mean field theory²⁹. In principle, for a 2D magnetic TI system, there are two mechanisms to open the surface state gap: one is the hybridization gap m_0 between the top and bottom surface states because of quantum confinement, and the other is the exchange field gap Δ_M introduced by the FM ordering along z -direction^{19,29,39}. In the quantized QAHE state with $|\Delta_M| > |m_0|$, all the magnetic domains in the magnetic TI film are well-aligned along the same direction, and the corresponding first Chern number of the system is $C_1 = \Delta_M/|\Delta_M| = \pm 1$. Consequently, there is only one single chiral

edge state propagating along the sample edge, so that ($\sigma_{xy} = \pm e^2/h$, $\sigma_{xx} \rightarrow 0$). On the other hand, the zero Hall plateau occurs around the coercive field during the magnetization reversal process, where many upward and downward domains coexist in a random manner^{40,41}, as schematically shown in Fig. 2c. Under the mean field approximation, now $|\Delta_M| < |m_0|$ and the first Chern number of the system is $C_1 = 0$. Accordingly, σ_{xy} develops the zero plateaus in the $-|m_0| < \Delta_M < |m_0|$ regime, and σ_{xx} approaches zero.

Recently, some of the authors proposed a microscopic network model to describe the critical behaviour of the QAHE plateau transition in the magnetic TI system²⁹. It was suggested that zero plateaus in σ_{xy} could occur and σ_{xx} would show two peaks around H_C . The basic physical picture is that, at the coercive field, the chiral edge states that are located at the magnetic domain boundaries may tunnel into each other when the spatial decay length of edge states is larger than the distance between them. Under such circumstances, the QAHE plateau transition at H_C can be mapped into the network model of the integer QHE plateau transition in the lowest LL. Therefore, the phase transition from the quantized QAHE state to the zero Hall plateau should show critical properties, where the universal temperature and size scaling behaviour of σ_{xy} and σ_{xx} were proposed²⁹.

Following the above suggestion²⁹, temperature-dependent σ_{xy} slope $S = (\partial\sigma_{xy}/\partial H)_{\max}$ is displayed in Fig. 2d to study the scaling behaviour of the QAHE plateau transition. Although S is found to monotonically decrease versus temperature (which is consistent with the theoretical proposal), we should point out that there are some quantitative differences between the theoretical proposal

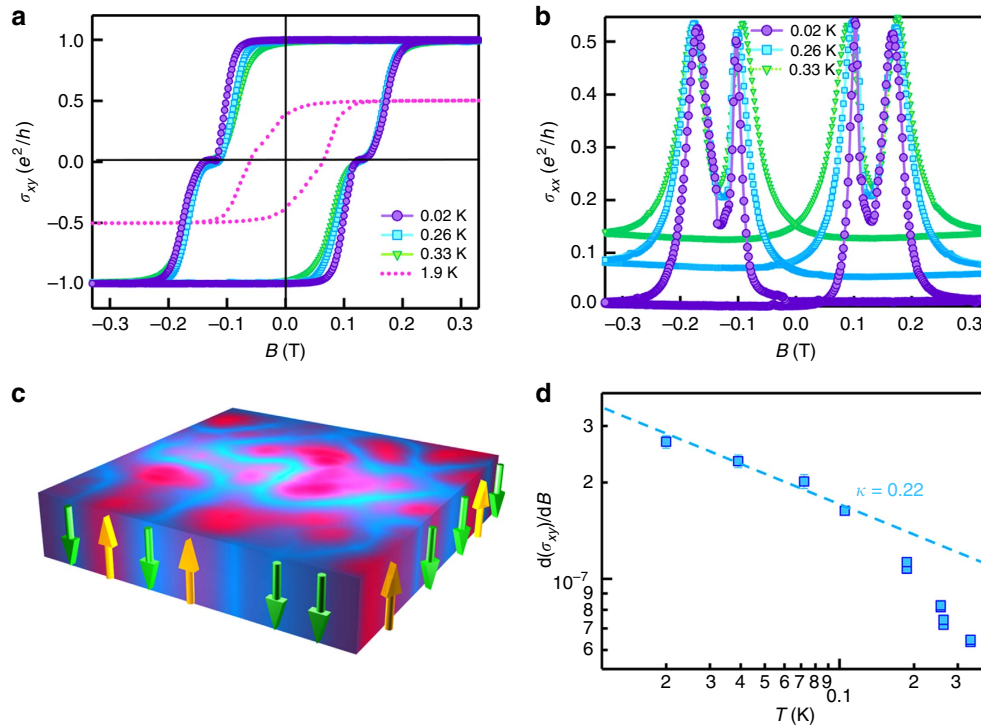


Figure 2 | Quantum phase transition of quantum anomalous Hall effect. (a) Magnetic field-dependent σ_{xy} at different temperatures. Zero Hall plateaus at $\pm H_C$ are developed between the two QAHE states up to 0.33 K. (b) Magnetic field-dependent σ_{xx} at different temperatures. Even when the film already deviates from the perfect QAHE state at $T=0.33$ K, both the zero σ_{xy} plateaus and double-peaked σ_{xx} still persist. (c) Schematic representation of the multi-domain network formed during the magnetization reversal process. The upward yellow arrows and downward green arrows denote the up ($\Delta_M > |m_0|$) and down ($\Delta_M < -|m_0|$) magnetic domains, respectively. (d) Temperature-dependent transition slope $S = (\partial\sigma_{xy}/\partial H)_{\max}$ extracted from a. When $T < 0.1$ K, $S \propto T^{-\kappa}$ follows the power law scaling behaviour with $\kappa = 0.22$.

and our experimental results. First, unlike the simulation results²⁹, both zero σ_{xy} plateaus and double-split σ_{xx} persist even when the system has already deviated from the perfect quantization case at 0.33 K (that is, $\sigma_{xy} = 0.992 e^2/h$ and σ_{xx} picks up a relative large background signal of $0.127 e^2/h$). Second, the temperature dependence of S seems not to follow the predicted simple $S \propto T^{-\kappa}$ relation in the entire temperature range (0.02–0.33 K); yet when $T < 0.1$ K, the power law scaling is fitted quite well with $\kappa = 0.22$, which is just one half of $\kappa = 0.42$ measured in the QHE transition¹⁰. The possible reasons for the above differences may be because of the fact that the coercivity shifts when $0.1 \text{ K} < T < 0.33 \text{ K}$ compared to $T < 0.1 \text{ K}$, and extra thermally activated bulk carriers would also contribute to the transport (that is, R_{xx} increases dramatically when $T > 0.1 \text{ K}$, as highlighted in Supplementary Fig. 5, and detailed temperature-dependent resistance behaviours are discussed in Supplementary Note 5)²⁷, therefore complicating the slope of σ_{xy} in high-temperature regime (Also, the complicated magnetic domain dynamics at the coercive field may also affect the temperature scaling⁴¹, which is not included in the original network model for QHE plateau transition). More importantly, it is noted that κ is not a universal exponent; instead, it strongly depends on the microscopic details of the randomness in magnetic domains²⁹. Specifically, κ is defined to be $p/2\nu$, where p is the exponent of temperature dependence of the inelastic scattering length with $L_{in} \propto T^{-p/2}$, and ν is the real universal critical exponent²⁹. For QHE systems, ν is found to be a constant of 2.4, $p = 2$ for high-mobility sample and $p = 1$ for ‘dirty sample’⁴². In our case, by assuming the same $\nu = 2.4$, we obtain $p = 1$ which seems to be consistent with our sample property (that is, low carrier mobility²⁵). Nevertheless, the exact

values of both ν and p in the QAHE systems remain to be further investigated.

Finally, we would like to point out that the insulating state in the 2D QAHE case is different from the quantum Hall insulator in conventional 2DEG systems in terms of resistivity. In particular, as $T \rightarrow 0$, the zero Hall plateau QAHE insulator approaches ($\rho_{xx} \rightarrow \infty$, $\rho_{yx} \rightarrow 0$), while the QHE insulator exhibits ($\rho_{xx} \rightarrow \infty$, $\rho_{yx} \rightarrow \nu h/e^2$) where ν is the lowest LL filling factor^{7,14}. This is due to the differences of the band structures: for magnetic TI, the linear Dirac-cone-like surface states enable the Fermi level to be located at the Dirac point; yet for ordinary 2DEG with parabolic energy dispersion relation, no zero LL is allowed and the minimum value of ρ_{yx} thus has to saturate at a non-zero ground quantized value of $\nu h/e^2$. Even for QHE in 2D Dirac fermion system (that is, graphene) with zeroth LL⁴³, the observed zero-energy state ($\rho_{xx} \rightarrow \infty$, $\rho_{yx} \rightarrow 0$) at high magnetic field^{34–36} is microscopically different from the zero Hall plateau QAHE insulator discussed above. Although the measured ‘zero Hall plateaus’ in Supplementary Fig. 6 exhibit a flat linear slope with the values of σ_{xy} below $1 \mu\text{S}$ (since experimentally R_{xx_PEAK} is always finite), the e^2/h -to-zero QAHE plateau transition is still manifested by the dramatic change of the slope of σ_{xy} (see Supplementary Note 6). Moreover, extra transport data in other six QL samples all show the zero Hall plateaus around H_C , again suggesting the quantum phase transition between the $C_1 = 1$ QAHE state and the $C_1 = 0$ insulating state in the 2D hybridization regime.

Mapping the semicircle QAHE phase diagram. In light of the importance of QAHE phase transition, we further performed the

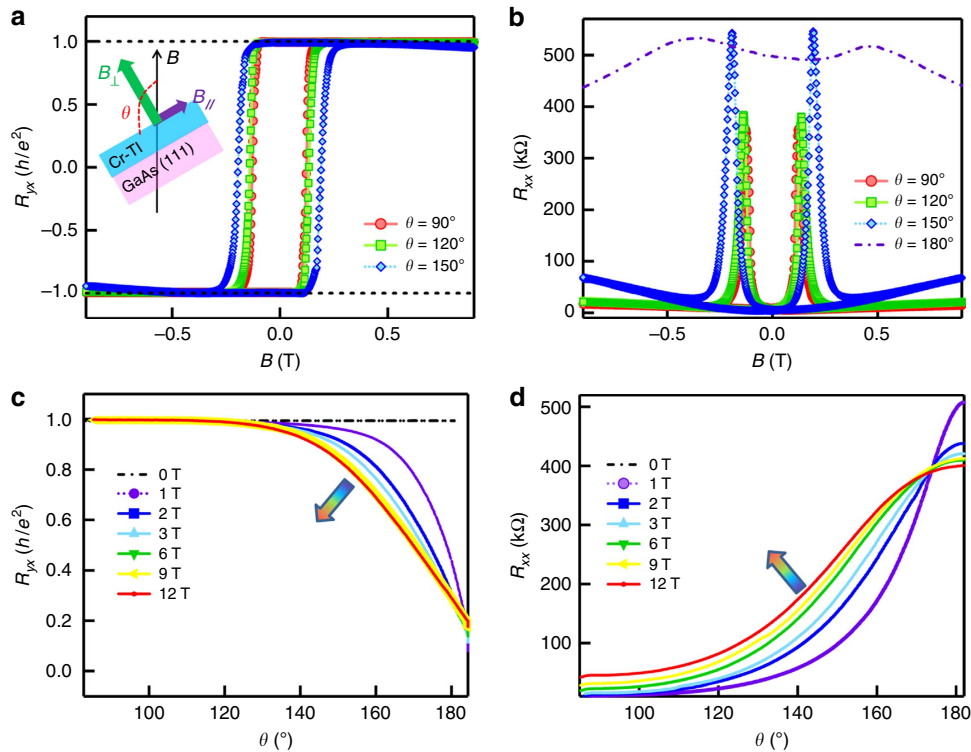


Figure 3 | Angle-dependent transport measurements in the quantum anomalous Hall regime. (a) Quantum anomalous Hall results when the six QL magnetic TI film is rotated to $\theta = 90^\circ, 120^\circ$ and 150° , respectively. The external magnetic field is swept between -1 T and $+1\text{ T}$. The sample temperature is 0.02 K . (b) Magneto-resistance results of the sample under different tilted angle θ at $T = 0.02\text{ K}$. The film enters the QAHE insulating state when it is rotated parallel to the magnetic field. Angle-dependent (c) R_{yx} and (d) R_{xx} under different fixed B at $T = 0.02\text{ K}$. All curves tend to converge at two critical points at $(R_{xx}, R_{yx}) = (0, h/e^2)$ and $(\sim 15 h/e^2, 0)$.

angle-dependent measurements. It has been shown the Cr-doped magnetic TI develops robust out-of-plane FM order in the QAHE regime^{19,30,44}. If the applied magnetic field is not perfectly perpendicular to the film, the induced in-plane magnetic component tilts the Cr magnetization, and thereby helps to modulate the strength of Δ_M as well. Figure 3a,b show the magneto-transport results of the six QL $(\text{Cr}_{0.12}\text{Bi}_{0.26}\text{Sb}_{0.62})_2\text{Te}_3$ film as the tilted angle θ of the Hall bar device with respect to the magnetic field is varied from 90° (out-of-plane) to 180° (in-plane). We observe that with small magnetic field sweeping ($-0.5\text{ T} < B < 0.5\text{ T}$) at $T = 0.02\text{ K}$, the quantization of R_{yx} (Fig. 3a) and the zero Hall plateau (Supplementary Fig. 7) are relatively robust as long as $\theta < 150^\circ$, as addressed in Supplementary Note 7. On the other hand, as both B and θ increase, the system starts to deviate from the QAHE state. In the extreme case when the film is rotated almost parallel with the magnetic field ($\theta = 180^\circ \pm 5^\circ$), the measured in-plane MR reflects a rather insulating feature: the corresponding dashed purple curve in Fig. 3b strongly suggests the system is rapidly approaching toward an angle-induced insulating state with $R_{xx} > 400\text{ k}\Omega$. Note that due to the giant perpendicular anisotropy in the Cr-doped TI systems, out-of-plane magnetic domains might still be formed in this case when $\theta \sim 180^\circ$ (refs 45–47). A more detailed experiment was carried out subsequently in which R_{xx} and R_{yx} were recorded when the six QL magnetic TI film was continuously rotated from 90° to 180° , under different fixed applied magnetic fields. From Fig. 3c,d, it is clear that the system undergoes the smooth quantum phase transition with respect to θ . Most importantly, we find that both R_{xx} and R_{yx} curves for $B \geq 1\text{ T}$ tend to change between points $[R_{xx}(90^\circ) = 0, R_{xx}(180^\circ) \sim 15 h/e^2]$ and $[R_{yx}(90^\circ) = h/e^2, R_{yx}(180^\circ) = 0]$, while different magnetic fields

only modulate the transition process in between: R_{yx} rolls off the h/e^2 quantization line more quickly and the divergence of R_{xx} occurs at smaller θ when B increases.

We can further visualize the angle-assisted QAHE phase transition in Fig. 4. Significantly, when displayed in the $\sigma_{xy} - \sigma_{xx}$ plot, all θ -dependent curves for $B \geq 1\text{ T}$, which have been manually shifted vertically by $(B - 1) \times 0.1 e^2/h$ for comparison in Fig. 4a, follow a single continuous semicircle which is centred at $(\sigma_{xx}, \sigma_{xy}) = (0, e^2/2h)$ with the radius of $e^2/2h$. Meanwhile, another interesting finding in Fig. 4a–c is the importance of the in-plane magnetic field $B_{//} = B \cos\theta$ on the universal QAHE phase diagram. If we divide the conductance semicircle into three angle regions (red dots for $(90^\circ, 120^\circ)$, green dots for $(90^\circ, 150^\circ)$ and blue dots for $(150^\circ, 180^\circ)$), and track the evolutions of each component versus the applied magnetic field, we see that it is the strength of $B_{//}$ rather than the $B_{//}/B_{\perp}$ ratio that determines the QAHE phase transition. As highlighted by the dashed curves in Fig. 4a, it is evident that even though $B_{//}/B_{\perp} = \cot\theta$ is always smaller than 1 within $(90^\circ, 120^\circ)$, the in-plane $B_{//}$ under high magnetic fields ($B > 1\text{ T}$) still manage to force the conduction deviate from the dissipationless $(0, h/e^2)$ point, and such spread-out trend becomes more pronounced with increased B (and thus $B_{//}$). In contrast, as long as the total magnetic field B is smaller than the critical magnetic field ($B_0 \sim 1\text{ T}$), the semicircle phase transition cannot be completed even when $\theta = 180^\circ$ ($B_{//, \text{max}} = B$), as manifested in Fig. 4b. Finally, by combining both the field-dependent results of Fig. 2 and the angle-dependent data of Fig. 4a ($\theta \in [90^\circ, 270^\circ], B = 1\text{ T}$) together in the $\sigma_{xy} - \sigma_{xx}$ plot, we produce a single semicircle curve in Fig. 4d, illustrating the similar QAHE phase transition feature between the $C_1 = 0$ zero Hall plateau state and the two $C_1 = \pm 1$ QAHE states. Given that the

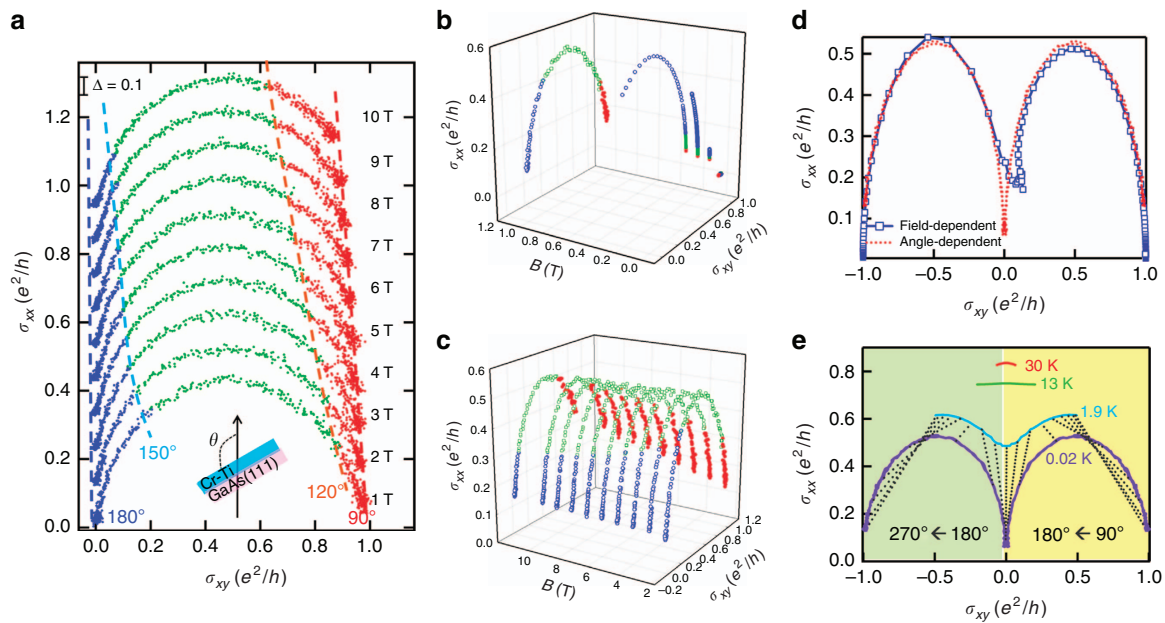


Figure 4 | Global phase diagram of quantum anomalous Hall effect. (a) Angle-assisted QAHE phase transition in the $(\sigma_{xx}, \sigma_{xy})$ plot. The six QL Cr-doped TI film is continuously rotated from 90°(out-of-plane) to 180°(in-plane) with respect to the applied magnetic field direction. All curves overlap with each other following the single semicircle relation. Data are shifted vertically by $(B - 1) \times 0.1e^2/h$ for convenient comparison. (b,c) Magnetic field-dependent QAHE phase diagram in the three-dimensional plot. When $B_{//} < 1$ T, the semicircle transition cannot be completed. (d) Comparison between the field-dependent R_{xx} - R_{xy} results (with the sweeping direction of the applied magnetic field from +0.3 T to -0.3 T) and the angle-dependent data in a ($\theta \in [90^\circ, 270^\circ]$ and $B = 1$ T). Identical QAHE phase transition between the $C_1 = 0$ insulating state and the two $C_1 = \pm 1$ QAHE states is manifested. (e) Temperature-dependent $(\sigma_{xx}, \sigma_{xy})$ plot. As T increases, the intrinsic localization scaling rule diverts the system from the original QAHE and insulating states. The dotted lines link the data points with the same angles ($\theta \in [90^\circ, 270^\circ]$ with each step of 10°) between 0.02 and 1.9 K.

scaling rule of localization in the multi-domain configuration is temperature-dependent²⁹, the deviation from the two QAHE-characterized $(0, 0)$ and $(0, e^2/h)$ points is indeed found to become more obvious with increasing T , as shown in Fig. 4e and Supplementary Fig. 8 (Relevant explanations are given in Supplementary Note 8).

Discussions

Conductance semicircles similar to those discussed in above section have been extensively investigated to describe the global phase diagram of QHE^{5-8,13,14}, yet we emphasize here that the microscopic physics between the QHE and QAHE phase transitions are different. Specifically speaking, the QHE phase diagram is closely related to the LL quantization. The corresponding quantum Hall plateau transitions happen when the Fermi level crosses mobility edges, which are due to disorder-induced localization-delocalization transitions⁶. Concurrently, the quantum Hall insulator is achieved when the applied B_\perp is large enough to drive the ground LL overlaps with E_F (refs 14,35). In contrast, in the QAHE state, the zero quantized Hall plateau may be the result of the multi-domain formation and a network of chiral edge states at domain walls during the magnetization reversal process²⁹. As a result, the phase transition to the zero Hall plateau state in the QAHE regime can be obtained at a much smaller magnetic field, as addressed in Figs 2 and 4. Furthermore, since the first Chern number in the QAHE state is determined by the competition between magnetic exchange gap and hybridization gap²⁹, it is thus suggested that in three-dimensional magnetic TIs where higher subbands may participate into the band topology transition⁴⁸, new QAHE phases with tunable C_1 are expected, and relevant phase transition can thus be further modulated by film thickness.

In conclusion, we study the QAHE phase transition for the 2D hybridized magnetic TI system. We show that such QAH metal-to-insulator switching can only be achieved in high-quality samples with truly bulk insulating state and 2D quantum confinement. The observations of the zero Hall plateaus and double-split longitudinal conductance are consistent with the proposed microscopic multi-domain network model where the vanishing of the magnetic exchange gap Δ_M at the coercive field causes the topology change, yet the temperature-dependent and size scaling behaviours of the QAHE plateau transition needs further investigations to reveal the nature of this exotic state of matter. It is noted that a recent work by Y. Feng *et al.* also reported the observation of the zero Hall plateau (although the sample was not fully quantized) in a back-gated 5QL Cr-doped magnetic TI sample⁴⁹. At the same time, from both the field-dependent and angle-dependent magneto-transport results, we map out the global QAHE phase diagram which can be described by a single semicircle curve continuously connecting the $(0, 0)$ and $(0, e^2/h)$ in the $(\sigma_{xx}, \sigma_{xy})$ conductance plot. Additionally, we achieve the QAHE insulator regime by making either $(B = \pm \mu_0 H_C, \theta = 90^\circ)$ or $(B > B_0, \theta = 180^\circ)$ at relatively small magnetic fields. The discovered universal phase transition rule is significant for the understanding of the QAHE system and our results open new avenues for the exploration of novel QAHE-related phenomena and applications.

Methods

MBE growth. High-quality single crystalline Cr-doped $(\text{Bi}_x\text{Sb}_{1-x})_2\text{Te}_3$ films were performed in an ultra-high vacuum Perkin-Elmer MBE system. Semi-insulating ($\rho > 10^6 \Omega \text{cm}$) GaAs (111)B substrates were cleaned by acetone with ultrasonic for 10 min before loaded into the growth chamber. Then the substrates were annealed to 580 °C to remove the native oxide, under Se rich environment. During the growth, the GaAs substrate was maintained around 200 °C (growth temperature), with the Bi, Sb, Te and Cr shutters opened at the same time. Epitaxial growth was

monitored by an *in situ* RHEED technique, where the digital RHEED images were captured using a KSA400 system built by K-space Associates, Inc. After the film growth, a 2 nm Al was evaporated to passivate the surface at room temperature.

Characterizations. For magneto-transport measurements at $0.02\text{ K} < T < 0.33\text{ K}$, we used a He₃/He₄ dilution refrigerator system equipped with a 18 T superconducting magnet at the SCMI cell in NHMFL, Tallahassee, USA. For transport measurements at $1.9\text{ K} < T < 300\text{ K}$, we used the Quantum Design physical property measurement system (p.p.m.). We are able to systematically alter several experimental variables such as temperature, magnetic field, working frequency and rotation angle. Multiple lock-in-amplifiers, Lake Shore AC resistance bridges, and Keithley source meters are also connected with the physical property measurement system, enabling comprehensive and high-sensitivity transport measurements for the Hall bar devices.

References

- Prange, R. E., Girvin, S. M. & Klitzing, K. V. *The Quantum Hall Effect* (Springer, 2012).
- Stone, M. *Quantum Hall Effect* (World Scientific, 1992).
- Vonklitzing, K. The quantized Hall-effect. *Rev. Mod. Phys.* **58**, 519–531 (1986).
- Vonklitzing, K., Dorda, G. & Pepper, M. New method for high-accuracy determination of the fine-structure constant based on quantized Hall resistance. *Phys. Rev. Lett.* **45**, 494–497 (1980).
- Sondhi, S. L., Girvin, S. M., Carini, J. P. & Shahar, D. Continuous quantum phase transitions. *Rev. Mod. Phys.* **69**, 315–333 (1997).
- Huckestein, B. Scaling theory of the integer quantum Hall-effect. *Rev. Mod. Phys.* **67**, 357–396 (1995).
- Kivelson, S., Lee, D. H. & Zhang, S. C. Global phase-diagram in the quantum Hall-effect. *Phys. Rev. B* **46**, 2223–2238 (1992).
- Burgess, C. P., Dib, R. & Dolan, B. P. Derivation of the semicircle law from the law of corresponding states. *Phys. Rev. B* **62**, 15359–15362 (2000).
- Wei, H. P., Tsui, D. C., Paalanen, M. A. & Pruisken, A. M. M. in *High Magnetic Fields in Semiconductor Physics II*, Vol. 87 (ed. Landwehr, G.) 2–9 (Springer, 1989).
- Wei, H. P., Tsui, D. C., Paalanen, M. A. & Pruisken, A. M. M. Experiments on delocalization and universality in the integral quantum Hall-effect. *Phys. Rev. Lett.* **61**, 1294–1296 (1988).
- Pruisken, A. M. M. The integral quantum Hall-effect – shortcomings of conventional localization theory. *Nucl. Phys. B* **295**, 653–657 (1988).
- Shahar, D., Tsui, D. C., Shayegan, M., Bhatt, R. N. & Cunningham, J. E. Universal conductivity at the quantum Hall liquid to insulator transition. *Phys. Rev. Lett.* **74**, 4511–4514 (1995).
- Hilke, M. *et al.* Semicircle: an exact relation in the integer and fractional quantum Hall effect. *Europhys. Lett.* **46**, 775–779 (1999).
- Hilke, M. *et al.* Experimental evidence for a two-dimensional quantized Hall insulator. *Nature* **395**, 675–677 (1998).
- Haldane, F. D. M. Model for a quantum Hall effect without Landau levels: condensed-matter realization of the “parity anomaly”. *Phys. Rev. Lett.* **61**, 2015 (1988).
- Onoda, M. & Nagaosa, N. Quantized anomalous Hall effect in two-dimensional ferromagnets: quantum Hall effect in metals. *Phys. Rev. Lett.* **90**, 206601 (2003).
- Qi, X. L., Hughes, T. L. & Zhang, S. C. Topological field theory of time-reversal invariant insulators. *Phys. Rev. B* **78**, 195424 (2008).
- Liu, C. X., Qi, X. L., Dai, X., Fang, Z. & Zhang, S. C. Quantum anomalous Hall effect in Hg_{1-y}Mn_yTe quantum wells. *Phys. Rev. Lett.* **101**, 146802 (2008).
- Yu, R. *et al.* Quantized anomalous hall effect in magnetic topological insulators. *Science* **329**, 61–64 (2010).
- Nagaosa, N., Sinova, J., Onoda, S., MacDonald, A. H. & Ong, N. P. Anomalous Hall effect. *Rev. Mod. Phys.* **82**, 1539–1592 (2010).
- Nomura, K. & Nagaosa, N. Surface-quantized anomalous Hall current and the magnetoelectric effect in magnetically disordered topological insulators. *Phys. Rev. Lett.* **106**, 166802 (2011).
- Chu, R. L., Shi, J. R. & Shen, S. Q. Surface edge state and half-quantized Hall conductance in topological insulators. *Phys. Rev. B* **84**, 085312 (2011).
- He, K. *et al.* From magnetically doped topological insulator to the quantum anomalous Hall effect. *Chin. Phys. B* **22**, 067305 (2013).
- Chang, C. Z. *et al.* Experimental observation of the quantum anomalous hall effect in a magnetic topological insulator. *Science* **340**, 167–170 (2013).
- Kou, X. F. *et al.* Scale-invariant quantum anomalous Hall effect in magnetic topological insulators beyond the two-dimensional limit. *Phys. Rev. Lett.* **113**, 137201 (2014).
- Checkelsky, J. G. *et al.* Trajectory of the anomalous Hall effect towards the quantized state in a ferromagnetic topological insulator. *Nat. Phys.* **10**, 731–736 (2014).
- Bestwick, A. J. *et al.* Precise quantization of anomalous Hall effect near zero magnetic field. *Phys. Rev. Lett.* **114**, 187201 (2015).
- Chang, C. Z. *et al.* High-precision realization of robust quantum anomalous Hall state in a hard ferromagnetic topological insulator. *Adv. Mater.* **14**, 473–477 (2015).
- Wang, J., Lian, B. & Zhang, S. C. Universal scaling of the quantum anomalous Hall plateau transition. *Phys. Rev. B* **89**, 085106 (2014).
- Kou, X. F. *et al.* Manipulating surface-related ferromagnetism in modulation-doped topological insulators. *Nano. Lett.* **13**, 4587–4593 (2013).
- Lu, H. Z., Shan, W. Y., Yao, W., Niu, Q. & Shen, S. Q. Massive Dirac fermions and spin physics in an ultrathin film of topological insulator. *Phys. Rev. B* **81**, 115407 (2010).
- Zhang, Y. *et al.* Crossover of the three-dimensional topological insulator Bi₂Se₃ to the two-dimensional limit. *Nat. Phys.* **6**, 584–588 (2010).
- Lang, M. R. *et al.* Revelation of topological surface states in Bi₂Se₃ thin films by *in situ* Al passivation. *ACS Nano* **6**, 295–302 (2012).
- Zhang, Y. *et al.* Landau-level splitting in graphene in high magnetic fields. *Phys. Rev. Lett.* **96**, 136806 (2006).
- Checkelsky, J. G., Li, L. & Ong, N. P. Zero-energy state in graphene in a high magnetic field. *Phys. Rev. Lett.* **100**, 206801 (2008).
- Zhao, Y., Cadden-Zimansky, P., Jiang, Z. & Kim, P. Symmetry breaking in the zero-energy Landau level in bilayer graphene. *Phys. Rev. Lett.* **104**, 066801 (2010).
- Nomura, K. & MacDonald, A. H. Quantum Hall ferromagnetism in graphene. *Phys. Rev. Lett.* **96**, 256602 (2006).
- Yang, K., Das Sarma, S. & MacDonald, A. H. Collective modes and skyrmion excitations in graphene SU(4) quantum Hall ferromagnets. *Phys. Rev. B* **74**, 075423 (2006).
- Lu, H. Z., Zhao, A. & Shen, S. Q. Quantum transport in magnetic topological insulator thin films. *Phys. Rev. Lett.* **111**, 146802 (2013).
- Wang, W. B. *et al.* Visualizing ferromagnetic domains in magnetic topological insulators. *APL Mater.* **3**, 083301 (2015).
- Lachman, E. *et al.* Visualization of superparamagnetic dynamics in magnetic topological insulators. Preprint at <http://arxiv.org/abs/1506.05114> (2015).
- Abrahams, E., Anderson, P. W., Lee, P. A. & Ramakrishnan, T. V. Quasiparticle lifetime in disordered two-dimensional metals. *Phys. Rev. B* **24**, 6783–6789 (1981).
- Ponomarenko, L. A. *et al.* Density of states and zero Landau level probed through capacitance of graphene. *Phys. Rev. Lett.* **105**, 136801 (2010).
- Chang, C. Z. *et al.* Thin films of magnetically doped topological insulator with carrier-independent long-range ferromagnetic order. *Adv. Mater.* **25**, 1065–1070 (2013).
- Nunez, A. S. & Fernandez-Rossier, J. Colossal anisotropy in diluted magnetic topological insulators. *Solid State Commun.* **152**, 403–406 (2012).
- Kandala, A., Richardella, A., Kempinger, S., Liu, C. X. & Samarth, N. Giant anisotropic magnetoresistance in a quantum anomalous Hall insulator. *Nature Communications* **6**, 7434 (2015).
- Fan, Y. B. *et al.* Magnetization switching through giant spin-orbit torque in a magnetically doped topological insulator heterostructure. *Adv. Mater.* **13**, 699–704 (2014).
- Wang, J., Lian, B. A., Zhang, H. J., Xu, Y. & Zhang, S. C. Quantum anomalous Hall effect with higher plateaus. *Phys. Rev. Lett.* **111**, 136801 (2013).
- Feng, Y. *et al.* Observation of the zero Hall plateau in a quantum anomalous Hall insulator. *Phys. Rev. Lett.* (in the press) (2015).

Acknowledgements

We thank Prof. D. Goldhaber-Gordon for helpful discussion and collaboration. We are grateful to the support from the DARPA Meso program under contract No.N66001-12-1-4034 and N66001-11-1-4105, and the ARO program under contract No.W991NF-14-1-0607. We also acknowledge the support from the Western Institute of Nanoelectronics (WIN) and the support from the FAME Center, one of six centres of STARnet, a Semiconductor Research Corporation program sponsored by MARCO and DARPA. A portion of this work was performed at the National High Magnetic Field Laboratory, which is supported by National Science Foundation Cooperative Agreement No.DMR-1157490 and the State of Florida. K.L.W. acknowledges the support of the Raytheon endorsement. J.W. and S.C.Z. also acknowledge the support from the U.S. Department of Energy, Office of Basic Energy Sciences, Division of Materials Sciences and Engineering, under contract No. DE-AC02-76SF00515. W.L.L. acknowledges funding support from the Academia Sinica 2012 career development award in Taiwan.

Author contributions

X.K. and K.L.W. conceived and designed the research. X.K. and L.P. grew the material, X.K., L.P. and E.C. performed the measurements. Y.F., T.N., K.M. and Q.S. contributed to the measurements and analysis. J.W.L. and S.Z. designed the theoretical model. X.K., J.W. and K.L.W. wrote the paper with help from all of the other co-authors.

Additional information

Supplementary Information accompanies this paper at <http://www.nature.com/naturecommunications>

Competing financial interests: The authors declare no competing financial interests.

Reprints and permission information is available online at <http://npg.nature.com/reprintsandpermissions/>

How to cite this article: Kou, X. *et al.* Metal-to-insulator switching in quantum anomalous hall states. *Nat. Commun.* 6:8474 doi: 10.1038/ncomms9474 (2015).



This work is licensed under a Creative Commons Attribution 4.0 International License. The images or other third party material in this article are included in the article's Creative Commons license, unless indicated otherwise in the credit line; if the material is not included under the Creative Commons license, users will need to obtain permission from the license holder to reproduce the material. To view a copy of this license, visit <http://creativecommons.org/licenses/by/4.0/>