



Chinese Pharmaceutical Association
Institute of Materia Medica, Chinese Academy of Medical Sciences

Acta Pharmaceutica Sinica B

www.elsevier.com/locate/apsb
www.sciencedirect.com



CORRECTION

Author correction to ‘TMEM16A inhibits angiotensin II-induced basilar artery smooth muscle cell migration in a WNK1-dependent manner’ [Acta Pharmaceutica Sinica B 11 (2021) 3994–4007]



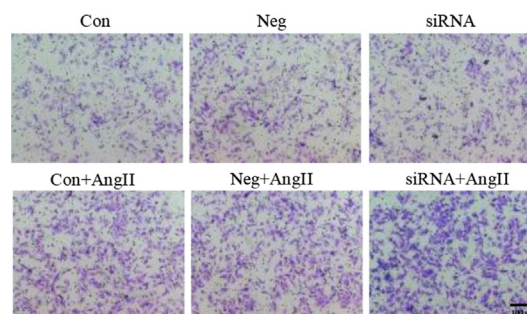
Huaqing Zheng[†], Xiaolong Li[†], Xin Zeng, Chengcui Huang, Mingming Ma, Xiaofei Lv, Yajuan Zhang, Lu Sun, Guanlei Wang, Yanhua Du^{*}, Yongyuan Guan^{*}

Department of Pharmacology, Cardiac & Cerebral Vascular Research Center, Zhongshan School of Medicine, Sun Yat-sen University, Guangzhou 510080, China

The authors regret that picture errors were found in the Fig. 1I, Fig. 4L and Fig. 6C owing to copy and paste mistakes during the process of using AI tools to check published images. Due to the large number of original images, these errors were not detected by manual inspection when preparing the corrected representative images previously. There were also word mistakes in Fig. 4C (the β -Actin should be GAPDH) during copy editing and typesetting and Fig. 5C (β -Actin should be Tubulin) during figure composition. The authors did not intentionally make these errors, and are deeply sorry for them. The revisions do not affect the data value, significant difference, and conclusions of the current work and the description of the whole article. The original data of these figures have been provided to the Editorial Office, and the corresponding authors or the Editorial Office can be contacted for original data access.

The authors sincerely apologize for any inconvenience caused to the journal and readers.

The original Fig. 1I was:



DOI of original article: <https://doi.org/10.1016/j.apsb.2021.04.013>.

^{*}Corresponding authors. Tel.: +86 20 87334787.

E-mail addresses: duyanhua@mail.sysu.edu.cn (Yanhua Du), guanyy@mail.sysu.edu.cn (Yongyuan Guan).

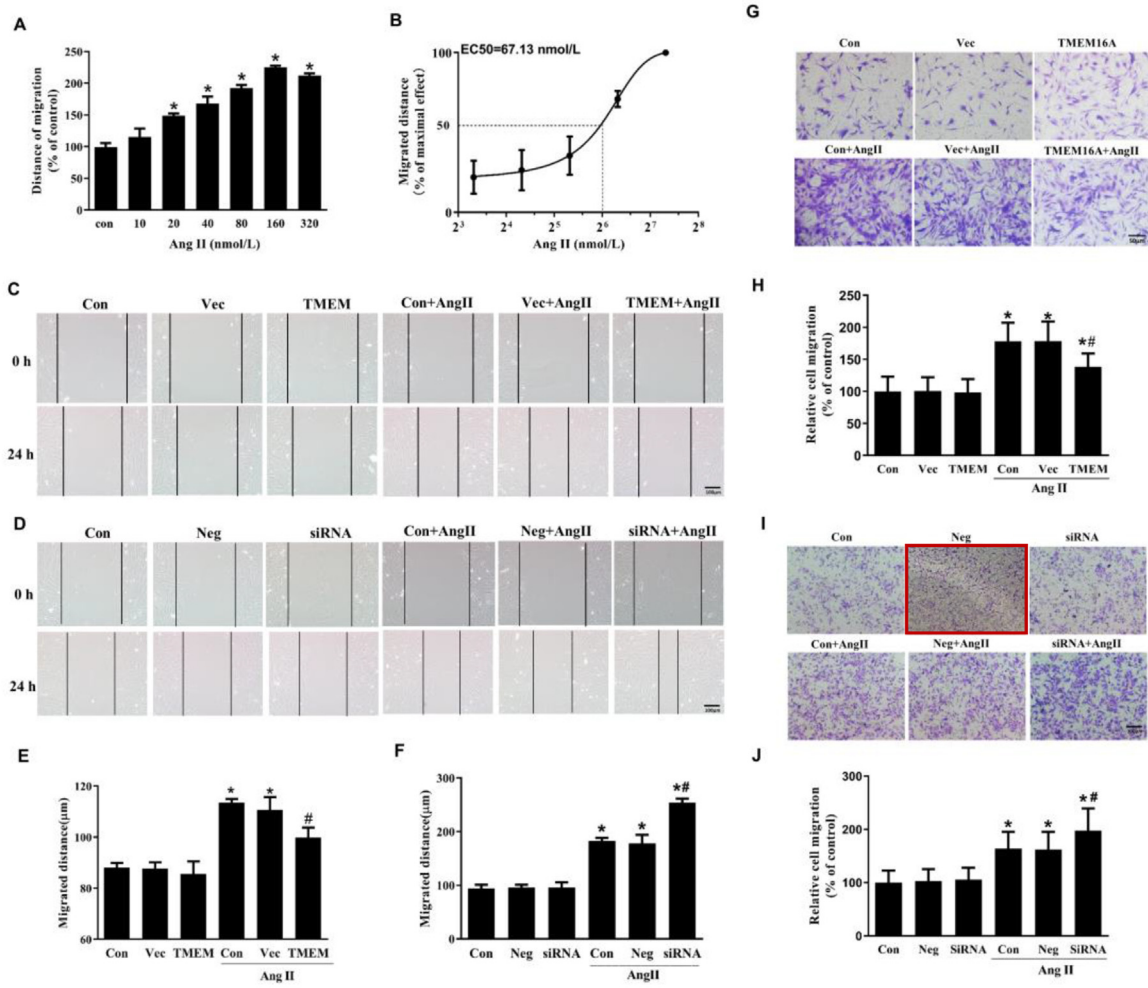
[†]These authors made equal contributions to this work.

Peer review under the responsibility of Chinese Pharmaceutical Association and Institute of Materia Medica, Chinese Academy of Medical Sciences.

<https://doi.org/10.1016/j.apsb.2023.07.004>

2211-3835 © 2023 Chinese Pharmaceutical Association and Institute of Materia Medica, Chinese Academy of Medical Sciences. Production and hosting by Elsevier B.V. This is an open access article under the CC BY-NC-ND license (<http://creativecommons.org/licenses/by-nc-nd/4.0/>).

Fig. 1 is finally revised as:



The original Fig. 4C and 4L was:

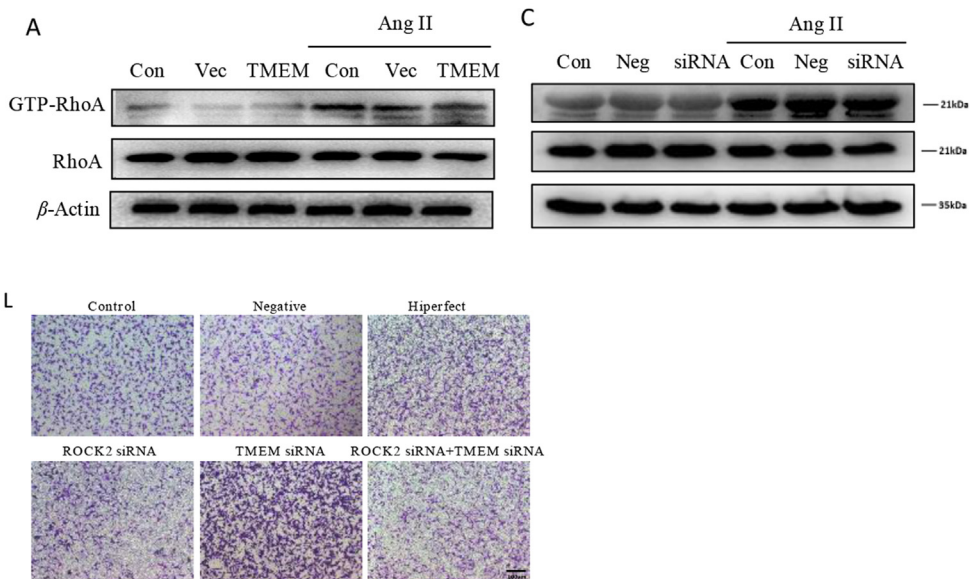
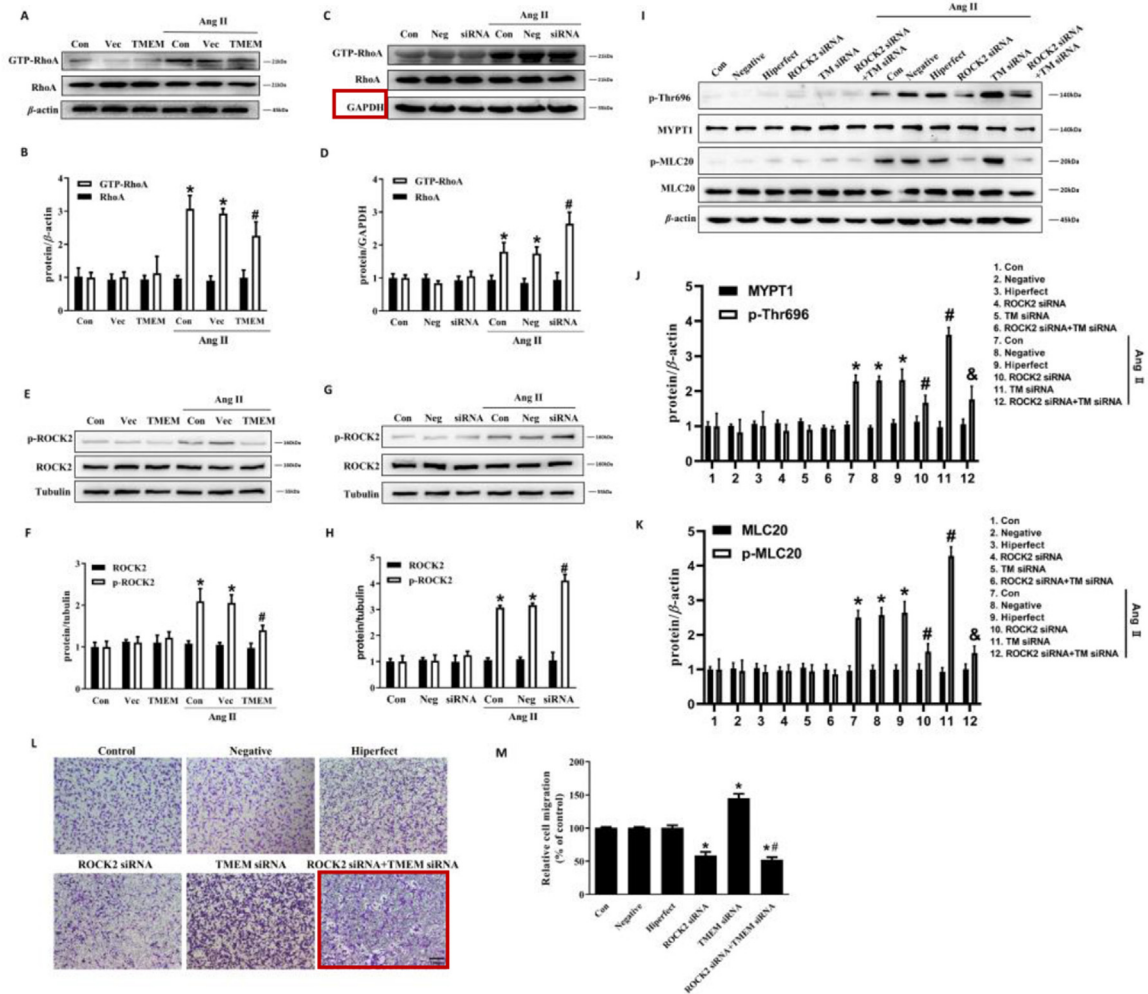


Fig. 4 is finally revised as:



The original Fig. 5C was:

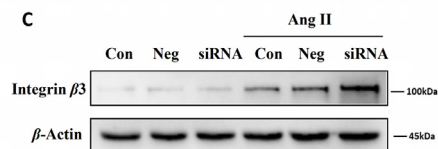
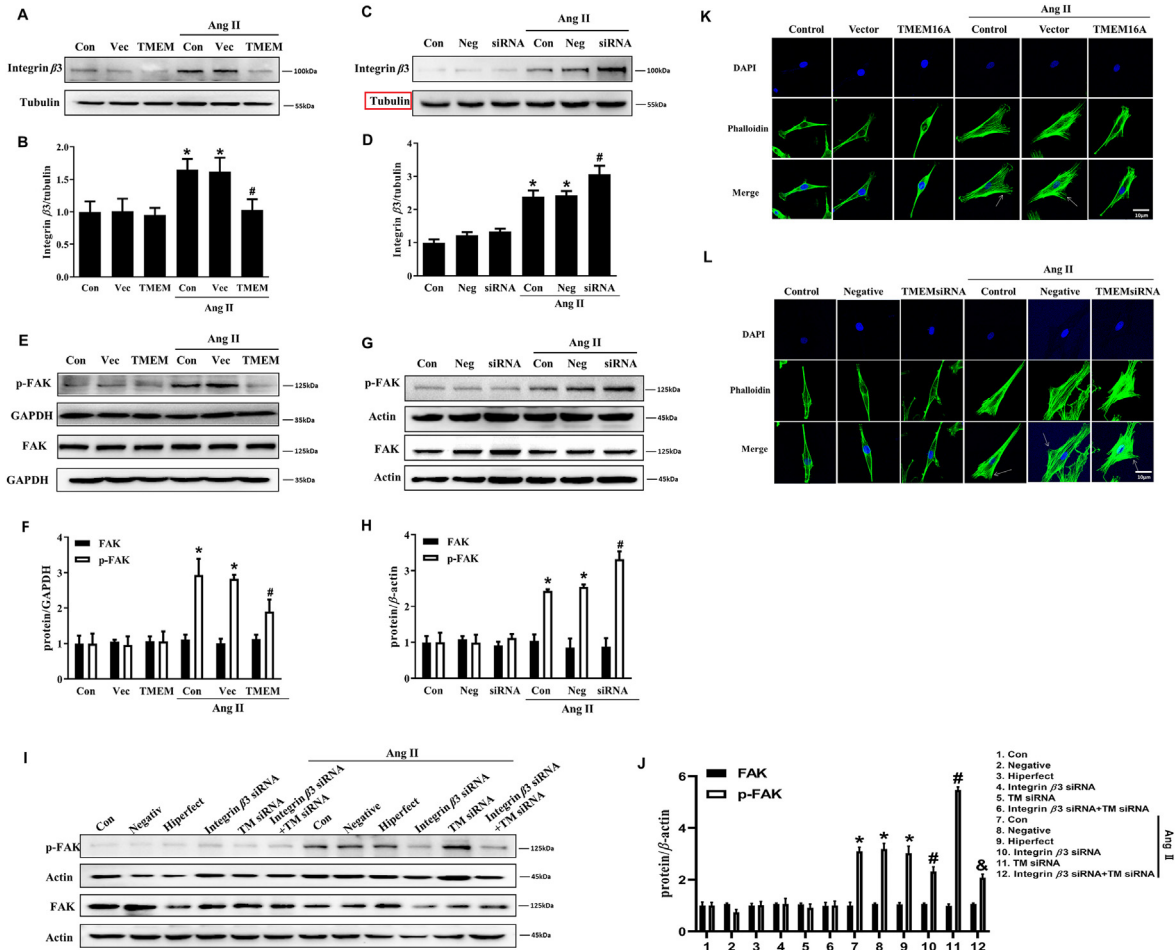


Fig. 5 is finally revised as:



The original Fig. 6C was:

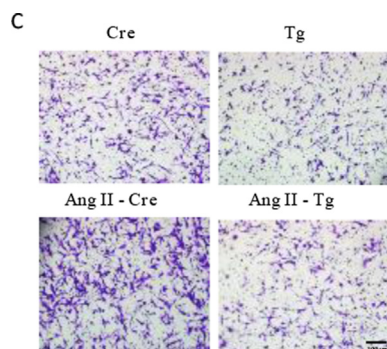


Fig. 6 is finally revised as:

