

Full Research Paper

Open Access

Synthesis of crispine A analogues via an intramolecular Schmidt reaction

Ajoy Kapat, Ponminor Senthil Kumar and Sundarababu Baskaran*

Address: Department of Chemistry, Indian Institute of Technology Madras, Chennai-600 036, India

Email: Ajoy Kapat - kapatorg@gmail.com; Ponminor Senthil Kumar - senthiliit@gmail.com; Sundarababu Baskaran* - sbhaskar@iitm.ac.in

* Corresponding author

Published: 19 December 2007

Received: 16 October 2007

Beilstein Journal of Organic Chemistry 2007, 3:49 doi:10.1186/1860-5397-3-49

Accepted: 19 December 2007

This article is available from: <http://bjoc.beilstein-journals.org/content/3/1/49>

© 2007 Kapat et al; licensee Beilstein-Institut

This is an Open Access article distributed under the terms of the Creative Commons Attribution License (<http://creativecommons.org/licenses/by/2.0>), which permits unrestricted use, distribution, and reproduction in any medium, provided the original work is properly cited.

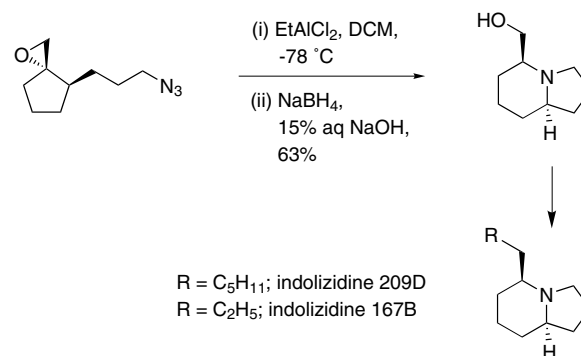
Abstract

An intramolecular Schmidt reaction strategy for the synthesis of various derivatives of crispine A using azido-ketone as a key intermediate is described.

Background

The indolizidine skeleton is one of the most important structural subunits present in numerous biologically active molecules. [1-4] The polyhydroxylated indolizidines are potent inhibitors of carbohydrate processing enzymes and hence they are considered to be lead drug molecules in the treatment of metabolic diseases such as diabetes, cancer and HIV infection. [5-7] The alkyl indolizidine alkaloids, also called gephyrotoxins, are well-known for their ability to function as *non-competitive blockers of neuromuscular transmission* [2] by interacting with nAChRs. In addition, the indolizidine skeleton is also present in anticancer molecules such as lepadiformine, [8] antofine, [9] and tylophorine [9] as well as a immunosuppressive agent, FR901483. [10] The wide range of biological activities associated with the indolizidine alkaloids has elicited considerable interest in them as target molecules among synthetic organic chemists. As a result, numerous synthetic approaches have been developed for the synthesis of indolizidine alkaloids. [5-7] One of the most efficient methods for the construction of the indolizidine framework is based on the intramolecular Schmidt reaction of azides with carbonyl compounds. [11,12] Pearson and Aube have exploited the synthetic potential of the intramolecular Schmidt reaction in the synthesis of several indolizidine alkaloids. [11-15]

Recently, we reported a novel approach for the construction of the indolizidine skeleton using an epoxide initiated electrophilic cyclization of azide as a key step. This novel methodology has been efficiently applied in the stereo- and enantioselective synthesis of indolizidine 167B and 209D (Scheme 1). [16-18]

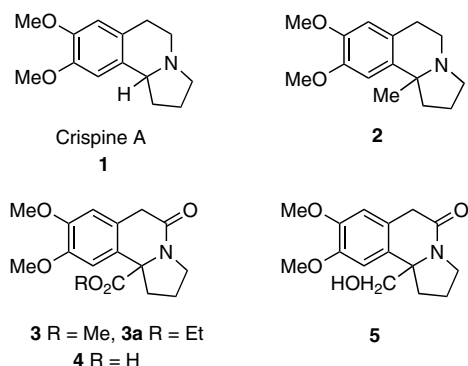


Scheme 1: Epoxide initiated electrophilic cyclization of azide.

Results and discussion

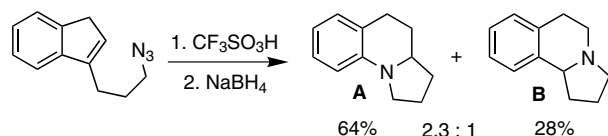
In 2002, a new indolizidine alkaloid known as crispine A was isolated from *carduus crispus*, a popular invasive plant occurring in Asia and Europe, which was found to exhibit superior antitumor activity against SKOV3, KB and HeLa human cancer lines. [19] As a result of its potent antitumor

activity, various synthetic methods have been developed for the synthesis of crispine A. [20-28] Interestingly, Schell and Smith reported the first synthesis of crispine A, even before its isolation, using the *N*-chloramine rearrangement reaction as a key step.[25] In order to understand the structure activity relationship (SAR) as well as to improve the efficacy of this novel anti-cancer agent, a flexible approach for the synthesis of various derivatives of crispine A is in great demand (Scheme 2).



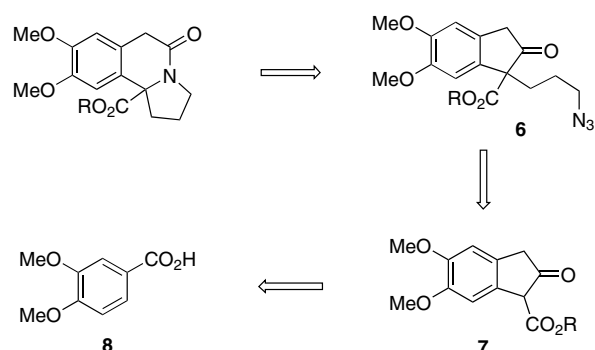
Scheme 2: Crispine A and its analogues.

In 2000, Pearson reported the intramolecular Schmidt reaction based approach for the construction of benzo-fused indolizidine skeleton using azido-olefin as a key intermediate (Scheme 3). In this reaction, in addition to benzo[*e*]indolizidine A, a minor product B having the basic skeleton of crispine A was isolated in 28% yield. The intramolecular Schmidt reaction of azido-olefin in the presence of triflic acid proceeds with aryl migration rather than alkyl migration resulting in the formation of benzo[*e*]indolizidine [A] as a major product (Scheme 3).[29]



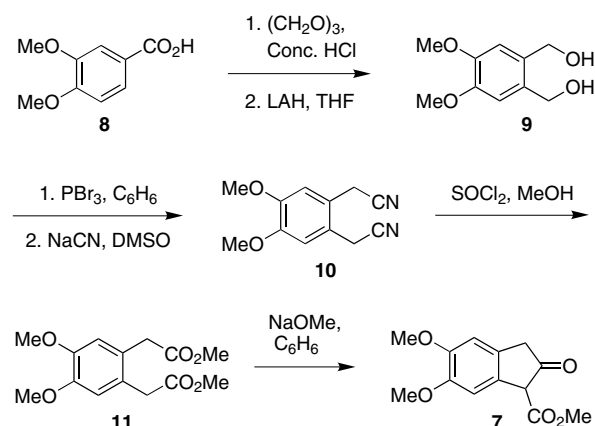
Scheme 3: Intramolecular Schmidt reaction of olefin azide.

In this communication, we report the synthesis of crispine A analogues (2-5) using an intramolecular Schmidt reaction of azidoketone 6 as a key step. The azidoketone 6 can be readily prepared from the β -ketoester 7, which in turn can be synthesized from the dimethoxybenzoic acid 8 as shown in Scheme 4.[30] 3,4-Dimethoxybenzoic acid 8 on treatment with paraformaldehyde in the presence of conc. H_2SO_4 followed by reduction with LAH gave the corresponding diol 9 as a white crystalline solid. Diol 9 on bromination followed by nucleophilic displacement with NaCN furnished the desired dicyano compound 10.



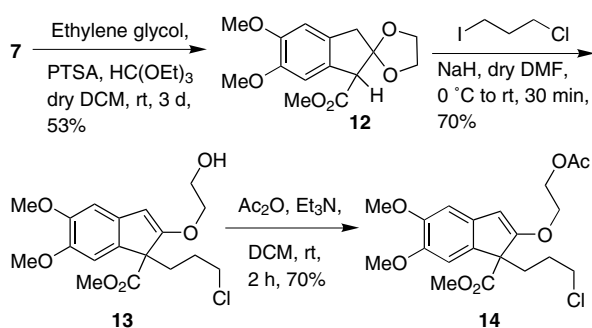
Scheme 4: Retrosynthetic approach for crispine A analogues.

Treatment of dicyanide 10 with thionyl chloride in methanol gave the corresponding diester 11 as a colorless liquid in good yield. Compound 11 was then readily converted to the corresponding β -ketoester 7 *via* Dieckmann cyclization and the resultant product was purified by recrystallization using H_2O -EtOH solvent system (Scheme 5).



Scheme 5: Synthesis of β -ketoester 7.

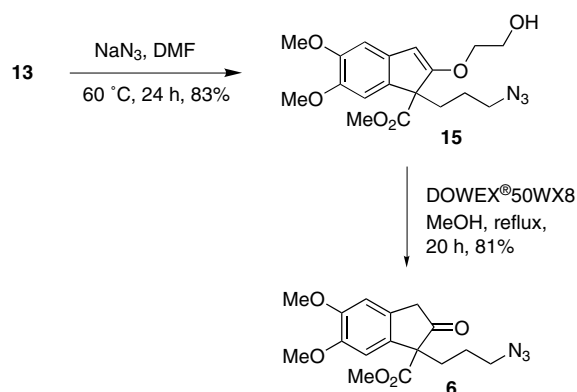
Our attempts towards the alkylation of β -ketoester 7 with 1-chloro-3-iodopropane under different reaction conditions were ineffective and resulted in poor yield. In order to improve the yield of the alkylation reaction, compound 7 was protected as the corresponding ethylene ketal 12 (Scheme 6).



Scheme 6: Alkylation of ketal-ester 12.

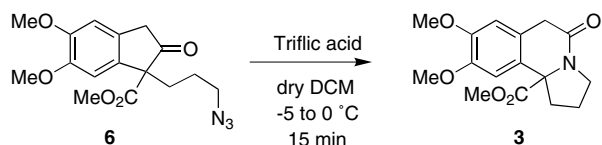
Surprisingly, alkylation of ketal-ester **12** using NaH in dry DMF proceeded smoothly even at room temperature, however it resulted in an unusual cleavage of ethylene ketal under basic conditions, leading to hydroxyvinylether **13** in 70% yield. The formation of hydroxyvinylether **13** is evident from the spectroscopic data. The presence of a sharp singlet at δ_{H} 5.66 (s, 1H) in ^1H NMR and signals corresponding to vinyl carbons (δ_{C} 104.28, 164.39) in ^{13}C NMR, as well as an absorption at 3513 cm^{-1} in IR spectrum, clearly indicate the presence of a vinylether and a free hydroxyl group in compound **13**. Reaction of hydroxyvinylether **13** with acetic anhydride yielded readily the corresponding acetate derivative **14** which further supported the formation of hydroxyvinylether under basic conditions (Scheme 6).

Reaction of **13** with NaN_3 gave the corresponding azido derivative **15** which on further treatment with DOWEX®50WX8H⁺ in methanol under reflux conditions afforded the corresponding azido-ketone **6** in 81% yield (Scheme 7).



Scheme 7: Synthesis of azido-ketone 6.

Finally, the intramolecular Schmidt reaction of azido-ketone **6** was successfully achieved using TfOH at -5 to $0\text{ }^\circ\text{C}$ and the resultant cyclized product, indolizidine derivative **3**, was isolated in 54% yield (Scheme 8). Similarly, the indolizidine derivative **3a** was prepared from the dicyanide **10**.



Scheme 8: The intramolecular Schmidt cyclization of azido-ketone 6.

The structure of indolizidine derivative **3** was established by 1D and 2D NMR analyses which was unambiguously further confirmed by single crystal X-ray analysis (Figure 1), on the corresponding acid derivative **4** (Scheme 9).

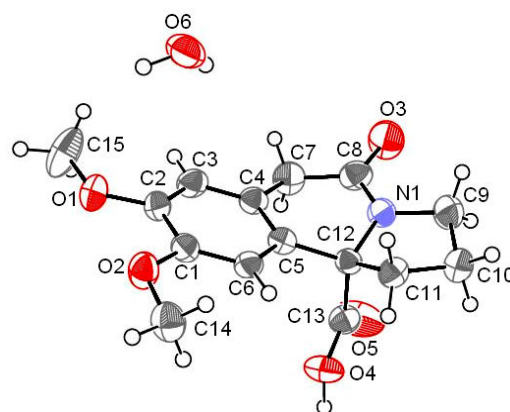
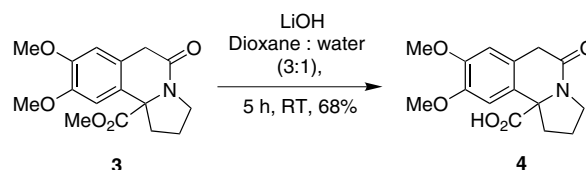
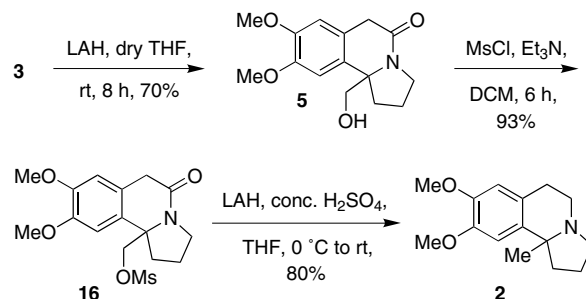


Figure 1
ORTEP diagram of the acid derivative (4).



Scheme 9: Synthesis of acid analogue of crispine A.

After achieving the construction of the indolizidine skeleton using the intramolecular Schmidt reaction, our next objective was to prepare various derivatives of the anticancer agent, crispine A, starting from the key intermediate **3**. Consequently, the ester functional group of the indolizidine derivative **3** was reduced with LAH in dry THF at $0\text{ }^\circ\text{C}$ to give the corresponding hydroxymethyl derivative **5**. Mesylation of **5** with mesylchloride and triethylamine yielded the corresponding lactam **16** which on further exposure to LAH in the presence of conc. H_2SO_4 [20] gave the methyl analogue of crispine A (**2**) in 80% yield (Scheme 10). Spectral data of compound **2** were found to be in complete agreement with the reported values.[26] (See Additional File 1 for full experimental data)



Scheme 10: Synthesis of methyl analogue of crispine-A.

Conclusion

In conclusion, we have successfully achieved the synthesis of various derivatives of crispine A (2–5), starting from the azido ketone 6, using the intramolecular Schmidt reaction as a key step. The structure of the cyclized indolizidine derivative 3 was unambiguously confirmed by single crystal X-ray analysis. Interestingly, an unusual cleavage of ethylene ketal to vinyl ether was observed during the alkylation of ketal-ester 12. Since the compounds 5 and 16 are highly functionalized intermediates, they can be further exploited in the synthesis of a library of anti-cancer analogues. The structure activity relationships (SAR) and anti-cancer activities of our synthetic derivatives will be reported in due course of time.

Additional material

Synthetic details, spectral properties and HRMS data.

Additional material

Additional file 1

Experimental section. Experimental data, which includes experimental procedures and spectral datas.

Click here for file

[<http://www.biomedcentral.com/content/supplementary/1860-5397-3-49-S1.pdf>]

21. Kevin RB, Andrew JE, Renate R, Timothy JS, Nicholas JT: *Chem Commun* 2007:3640-3642.
22. Joanna S, Anna Z, Krystyna W, Andrzej L, Józef D, Zbigniew C: *Tetrahedron Asymmetry* 2005, **16**:3619-3621.
23. Knölker H-J, Agarwal S: *Tetrahedron Lett* 2005, **46**:1173-1175.
24. Orito K, Matsuzaki T, Sugimoto H: *Heterocycles* 1988, **27**:2403.
25. Schell FM, Smith AM: *Tetrahedron Lett* 1983, **24**:1883-1884.
26. Okamoto S, Xin T, Fujii S, Takayama Y, Sato F: *J Am Chem Soc* 2001, **123**:3462-3471.
27. Allin SM, Gaskell SN, Joannah MRT, Philip CBP, Basu S, Michael JMK, William PM: *J Org Chem* 2007, **72**:8972-8975.
28. Manteca I, Sotomayor N, Villa M-J, Lete E: *Tetrahedron Lett* 1996, **37**:7841-7844.
29. Pearson WH, Fang W-K: *J Org Chem* 2000, **65**:7158-7174.
30. Taylor JB, Lewis JW, Jacklin M: *J Med Chem* 1970, **13**:1226-27.

Acknowledgements

We thank DST (New Delhi) for financial support and the DST-FIST program for NMR facility. P.S.K (SRF) thanks CSIR (New Delhi) for a research fellowship.

References

1. Daly JW: *J Nat Prod* 1998, **61**:162.
2. Daly JW, Sande TF: *Alkaloids: Chemical and Biological Perspectives Volume 4*. Edited by: Pelletier SW. Wiley: New York; 1986:Chapter 1.
3. Aronstam RS, Daly JW, Spande TF, Narayanan TK, Albuquerque EX: *Neurochem Res* 1986, **11**:1227.
4. Michael JP: *The Alkaloids: Chemistry and Pharmacology Volume 55*. Edited by: Cordell GA. Academic Press: New York; 2001:91.
5. Michael JP: *Nat Prod Rep* 2005, **22**:603.
6. Michael JP: *Nat Prod Rep* 2004, **21**:625.
7. Michael JP: *Nat Prod Rep* 2002, **19**:719.
8. Sauviat M-P, Vercauteren J, Grimaud N, Jugé M, Nabil M, Petit J-Y, Biard JF: *J Nat Prod* 2006, **69**:558.
9. Fu Y, Lee SK, Min H-Y, Lee T, Lee J, Cheng M, Kim S: *Bioorg Med Chem Lett* 2007, **17**:1797-100.
10. Sakamoto K, Tsujii E, Abe F, Nakanishi T, Yamashita M, Shigematsu N, Izumi S, Okuhara M: *J Antibiot* 1996, **49**:37.
11. Lang S, Murphy JA: *Chem Soc Rev* 2006, **35**:146-156.
12. Nyfeler E, Renaud P: *Chimia* 2006, **60**:276-284.
13. Wroblewski A, Sahasrabudhe K, Aube J: *J Am Chem Soc* 2004, **126**:5475. and references cited therein.
14. Pearson WH, Hutta DA, Fang W: *J Org Chem* 2000, **65**:8326.
15. Pearson WH, Walavalkar R: *Tetrahedron* 2001, **57**:5081.
16. Reddy PG, Varghese B, Baskaran S: *Org Lett* 2003, **5**:583-585.
17. Reddy PG, Baskaran S: *J Org Chem* 2004, **69**:3093-3101.
18. Reddy PG, Sankar MG, Baskaran S: *Tetrahedron Lett* 2005, **46**:4559-4561.
19. Zhang Q, Tu G, Zhao Y, Cheng T: *Tetrahedron* 2002, **58**:6795-6798.
20. King FD: *Tetrahedron* 2007, **63**:2053-2056.