


Article

Novel Methinic Functionalized and Dendritic C-Scorpionates

Luísa M. D. R. S. Martins ^{1,*} , Riccardo Wanke ¹, Telma F. S. Silva ¹, Armando J. L. Pombeiro ¹, Paul Servin ^{2,3}, Régis Laurent ^{2,3} and Anne-Marie Caminade ^{2,3}

¹ Centro de Química Estrutural, Instituto Superior Técnico, Universidade de Lisboa, Av. Rovisco Pais, 1049-001 Lisboa, Portugal; rwanke@tecnico.ulisboa.pt (R.W.); tsilva@dem.isel.ipl.pt (T.F.S.S.); pombeiro@tecnico.ulisboa.pt (A.J.L.P.)

² Laboratoire de Chimie de Coordination du CNRS, 205 route de Narbonne, BP 44099, F-31077 Toulouse CEDEX 4, France; paul.servin@xeroscleaning.com (P.S.); regis.laurent@lcc-toulouse.fr (R.L.); anne-marie.caminade@lcc-toulouse.fr (A.-M.C.)

³ LCC-CNRS, Université de Toulouse, CNRS, F-31077 Toulouse, France

* Correspondence: luisammartins@tecnico.ulisboa.pt; Tel.: +351-218419389

Academic Editors: Carlo Santini and Maura Pellei

Received: 24 September 2018; Accepted: 18 November 2018; Published: 23 November 2018



Abstract: The study of chelating ligands is undoubtedly one of the most significant fields of research in chemistry. The present work is directed to the synthesis of new functionalized derivatives of tripodal C-scorpionate compounds. Tris-2,2,2-(1-pyrazolyl)ethanol, HOCH₂C(pz)₃ (**1**), one of the most important derivatives of hydrotris(pyrazolyl)methane, was used as a building block for the synthesis of new functionalized C-scorpionates, aiming to expand the scope of this unexplored class of compounds. The first dendritic C-scorpionate was successfully prepared and used in the important industrial catalytic reactions, Sonogashira and Heck C-C cross-couplings.

Keywords: C-scorpionate; pyrazolyl; tris(pyrazolyl)methane; functionalization; coordination flexibility; dendrimer; catalyst; C-C coupling; Sonogashira; Heck

1. Introduction

Tripodal scorpionates are a relevant example of chelating ligands and hold a primary role in many areas of chemistry [1–11]. They consist of pyrazole-based compounds, known as poly(pyrazolyl) ligands, formed from at least two N-deprotonated pyrazole rings bound to a main group atom (e.g., B or C) through one nitrogen atom of the pyrazolyl ring (Figure 1).

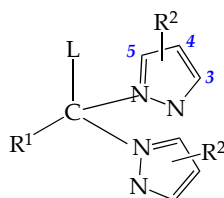


Figure 1. General C-scorpionate structure: homoscorpionate (L = pyrazolyl) or heteroscorpionate (L ≠ pyrazolyl).

Their designation, scorpionates, in particular of tris(pyrazolyl) ligands, arises from their peculiar coordination mode: with the three nitrogen atoms of the corresponding pyrazolyl rings able to occupy three facially adjacent vacant positions of the coordination sphere of a metal center. This configuration (i.e., *fac*-chelation) mimics the analogue position of the scorpion that uses three weapons (two claws and one poisonous sting) to attack its prey.

A similar analogy has been described for another class of chelating ligands, the pincer ligands. The latter are, in fact, characterized by their peculiarity to bind two or three adjacent coplanar positions of the coordination sphere of a metal center. Differently, the scorpionate ligands extend their coordination ability out of a planar dimension, employing the third 'arm' to a facially capping coordination.

The boron derivatives tris(pyrazolyl)borates [2–4] have become one of the most highly studied class of ligands [2–13] being used to synthesize complexes of most metals of the periodic table. Their carbon analogues, tris(pyrazolyl)methanes, maintain the tripodal face capping feature and the electron donor ability, but differ from the formers in the holding charge. Thus, tris(pyrazolyl)methanes are able to coordinate to metal centers in a *N,N,L*-chelating mode (L = N or other donor atom) or could afford different coordination modes (e.g., κ^2 -mode, i.e., bidentate, *N,N*- or *N,L*-, see Figure 1), adapting their geometry to the electronic demands of the metal center, or even acting as bridging ligands [6,13].

The complicated and time-consuming synthesis of tris(pyrazolyl)methanes in comparison to that of borate analogues is the main reason for the underdevelopment of such a class of ligands and has encouraged us in exploring their functionalization.

Several positions of the scorpionate molecule are recognized [2,6,13] to have a great significance for functionalization. The two main sites of functionalization are: (i) the apical position (R^1 , Figure 1) and (ii) the heterocyclic ring (R^2 , Figure 1). Through the modification of these sites [(i), (ii) or (i) and (ii)] it is possible to achieve unique effects on the coordination behavior of the corresponding ligand.

It is expected that ring substituents would have an effect on the steric and electronic donor/acceptor properties of the ligand. It is possible to define separately the effect of the substituents at the pyrazolyl ring: the major contribution of the substituents at positions 3 and 5 (see Figure 1) is of steric nature. For example, groups at position 3 are facially oriented toward the coordination to the metal center and hold an important role for the modulation of tris(pyrazolyl)methane coordination chemistry [14]. In the case of bulky substituents (e.g., *i*-Pr, Ph or *t*-Bu), the ligand is forced to engage a definite coordination geometry. In particular, for those metals with a high affinity for the octahedral N_6 -coordination mode, e.g., Fe(II), this steric limitation obliges them to abandon the typical full-sandwich coordination. Moreover, it has been reported [15] that substituents at position 3 could be directly involved in the coordination to the metal center. Furthermore, it has been proved that the bulky substituents at the 3-position could also enhance the thermodynamic and hydrolytic stability of the corresponding complexes.

On the other hand, it has been recognized that synthetic progress toward the functionalization of the central methine carbon atom of tris(pyrazolyl)methanes would influence the properties of their complexes, as well as allow their attachment on a solid support, what can be of great significance for catalytic applications of C-scorpionates toward new fields [6–8,16–24]. In spite of the electron withdrawing effect of the three pyrazolyl rings of hydrotris(pyrazolyl)methane compound, the central methine (tertiary) carbon is stable. Therefore, the substitution at this carbon atom can be achieved by reacting a suitable electrophile with the carbanion $[C(pz)_3]^-$ formed by deprotonation of hydrotris(pyrazolyl)methane [25].

An interesting functionalization approach, particularly for researchers dealing with catalysts heterogenization [17–24,26–29], would be the possibility of modifying C-scorpionates properties, prompting them to bind to a dendritic support. Dendrimers, as hyperbranched macromolecules (synthesized from a central core using repetitive branching elements) with perfectly defined multifunctionalized structures, are particularly suitable for catalytic applications. In fact, the presence of easily accessible multiple terminal functions enables their use in efficient homogeneous catalytic processes [30,31].

One of the most important derivatives of hydrotris(pyrazolyl)methane for the development of a synthetic plan for further functionalization is the hydroxy-methylene tris-2,2,2-(1-pyrazolyl)ethanol, $HOCH_2C(pz)_3$ (1), (Figure 1, R^1 = pyrazolyl, L = CH_2OH), prepared by a mild deprotonation of the apical methine carbon of hydrotris(pyrazolyl)methane and successive nucleophilic attack to

paraformaldehyde [32]. The alkoxide could react with a large variety of species that have inspired this work.

Herein, $\text{HOCH}_2\text{C}(\text{pz})_3$ (**1**) has been used as a building block for the synthesis of new tris(pyrazolyl)methane type C-scorpionates, aiming at to expand the scope of this unexplored class of compounds, namely e.g., modifying their properties by grafting them on a dendrimer.

Moreover, the successfully prepared dendritic scorpionate, the first of its class, was used, as well as its scorpionate precursor (**1**), for the in situ formation of a Pd-catalyst for C-C bond-forming reactions. As test reactions, the catalytic Sonogashira and Heck C-C cross-couplings were chosen. In fact, the Sonogashira reaction is the most useful method to prepare conjugated enynes and arenynes by coupling of sp^2 -hybridized carbons and terminal alkynes [33–35] resulting in important intermediates for the synthesis of pharmaceuticals. In addition, the versatile coupling of organic halides with olefins in the presence of palladium and base, the Heck reaction, is widely applied for the synthesis of pharmaceuticals [36,37] and for other industrial applications.

To our knowledge, this is the first time that the successful use of a dendritic C-scorpionate for C-C coupling reactions is reported.

2. Results

Tris-2,2,2-(1-pyrazolyl)ethanol, $\text{HOCH}_2\text{C}(\text{pz})_3$ (**1**), was used as a “chemical scaffold” for the development of synthetic plans for further functionalization of hydrotris(pyrazolyl)methane.

2.1. Functionalization at the Methinic Carbon

The novel C-scorpionates prepared in this work from tris-2,2,2-(1-pyrazolyl)ethanol are presented at Figure 2 and their synthesis is described below.

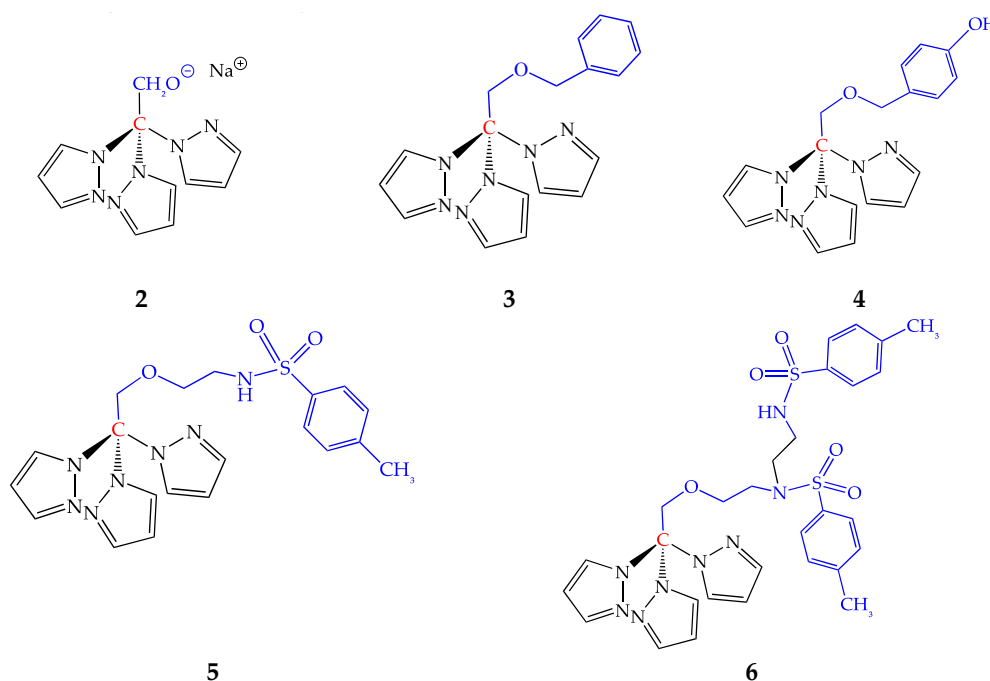
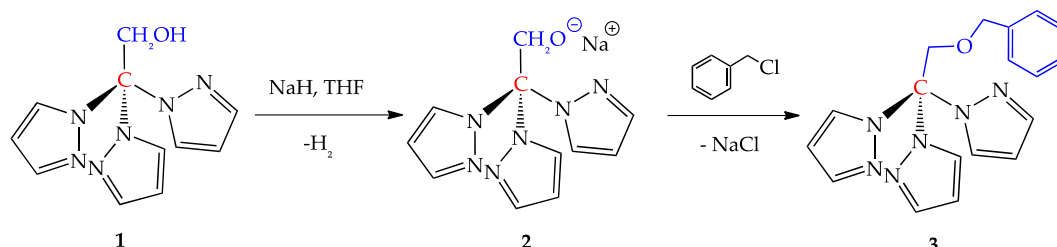


Figure 2. Novel functionalized tris(pyrazolyl)methane type C-scorpionates.

The hydroxy group of tris-2,2,2-(1-pyrazolyl)ethanol, $\text{HOCH}_2\text{C}(\text{pz})_3$ (**1**), was easily deprotonated with sodium hydride (1 eq.), in a classical procedure of deprotonation of alkyl alcohols [38]. Its sodium salt (sodium tris-2,2,2-(pyrazol-1-yl)ethanoate, $\text{NaOCH}_2\text{C}(\text{pz})_3$ (**2**), Scheme 1) is usually used instantaneously for the next step with a suitable electrophile to give the desired product. However, we were able to isolate the alkoxide, after evaporation of the solvent (tetrahydrofuran, THF) and

crushing the residue in dry pentane. The pale-yellow solid (2) could be stored under dinitrogen at room temperature, maintaining its stability, for several days.

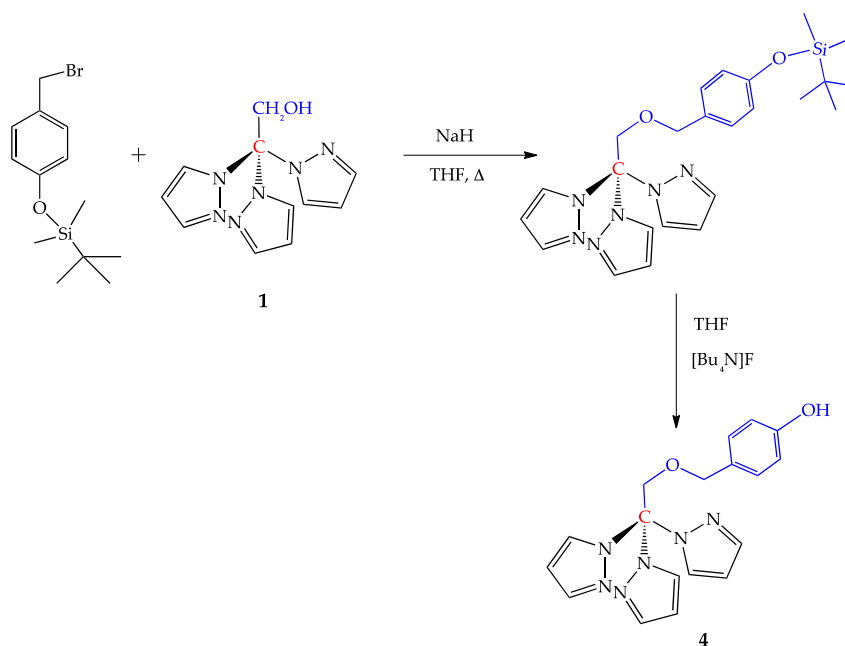
The reactivity of sodium alkoxide of tris-2,2,2-(1-pyrazolyl)ethanol (2) has been studied with benzyl chloride (Scheme 1). The O-benzylated product, tris-2,2,2-(pyrazol-1-yl)ethoxy)benzyl, PhCH₂OCH₂C(pz)₃ (3, pz = pyrazolyl) has been isolated after chromatographic purification in a reasonable yield.



Scheme 1. Sodium tris-2,2,2-(pyrazol-1-yl)ethanoate, NaOCH₂C(pz)₃ (2), and tris-2,2,2-(pyrazol-1-yl)ethoxy)benzyl, PhCH₂OCH₂C(pz)₃ (3), obtained from tris-2,2,2-(1-pyrazolyl)ethanol HOCH₂C(pz)₃ (1).

In fact, the alkoxide group of (2) exhibited higher reactivity than the carbanion derived from deprotonation of hydrotris(pyrazolyl)methane, which reaction with benzyl chloride did not proceed.

The related 4-(2,2,2-tris(1-pyrazolyl)ethoxymethyl)phenol, 4-OH-C₆H₄CH₂OCH₂C(pz)₃, (4) was achieved from the reaction of tris-2,2,2-(1-pyrazolyl)ethanol (1) and a *tert*-butyl dimethyl silyl protected 4-(bromomethyl)phenol (Scheme 2). The first step was the protection of the phenol of 4-hydroxybenzaldehyde by reaction with *tert*-butyldimethylsilane chloride and imidazole in THF (see Scheme S1 and NMR characterization of involved species, Supplementary Information (SI)). Then, the aldehyde group was reduced to alcohol with a retained protection on the phenol function. A better leaving group, bromide, replaced the alcohol, through two consecutive substitution reactions (See Scheme S1, SI), leading to the desired *tert*-butyl dimethyl silyl protected 4-(bromomethyl)phenol. Its reaction with a slurry of NaH and tris-2,2,2-(1-pyrazolyl)ethanol in THF yielded the *tert*-butyl dimethyl silyl protected (tris-2,2,2-(pyrazol-1-yl)ethoxy)-4-phenol, which undergone deprotection by solubilization in THF at low temperature and addition of tetrabutylammonium fluoride (Scheme 2).

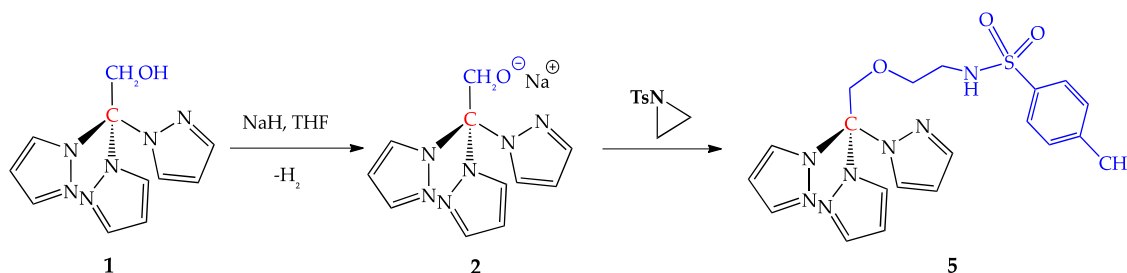


Scheme 2. The phenolic C-scorpionate (4-(2,2,2-tris(1-pyrazolyl)ethoxymethyl)phenol, 4-OH-C₆H₄CH₂OCH₂C(pz)₃, (4) obtained from reaction of tris-2,2,2-(1-pyrazolyl)ethanol (1) and *tert*-butyl dimethyl silyl protected 4-(bromomethyl)phenol.

Another type of functionalization of tris-2,2,2-(1-pyrazolyl)ethanol (**1**) has been developed in order to connect an NHR moiety to the scorpionate scaffold (Scheme 3) that holds important features in terms of hydrosolubility (i.e., the protonable group increases drastically the hydrophilicity of the compound), coordination chemistry and further functionalization (e.g., reaction with electrophiles or N-alkylation).

The alkylation of the hydroxy group of (**1**) with tosylated-aziridine could provide a derivative of hydrotris(pyrazolyl)methane bearing a longer alkyl chain with amino termination. Therefore, sodium ethanoate (**2**) was reacted with tosylated aziridine to yield quantitatively $\text{TsNHCH}_2\text{CH}_2\text{OCH}_2\text{C}(\text{pz})_3$ (**5**) (Ts = para-toluenesulfonyl, tosyl, Scheme 3). Tosyl-protected aziridine was prepared according to the known procedure [39,40]: complete tosylation of ethanolamine, with subsequent cyclization upon deprotonation of sulfonamide with potassium hydroxide (see Scheme S2, SI). Compound (**5**) is stable in air, while its crystallization remained difficult due to the presence of the additional sulfonamido alkyl chain.

It was found that a second substitution at the amine N atom occurs during the formation of (**5**), leading to $\text{TsNHCH}_2\text{CH}_2\text{TsNCH}_2\text{CH}_2\text{OCH}_2\text{C}(\text{pz})_3$ (**6**) (Figure 2) which was isolated (23% yield) from chromatographic purification of (**5**). The reaction can be tuned towards higher yields of (**5**) or (**6**) (see Experimental).



Scheme 3. Synthesis of N-tosyl-2-(tris-2,2,2-(1-pyrazolyl)ethoxy)ethaneamine, $\text{TsNHCH}_2\text{CH}_2\text{OCH}_2\text{C}(\text{pz})_3$ (**5**) (Ts = tosyl, pz = pyrazolyl) from tris-2,2,2-(1-pyrazolyl)ethanol (**1**).

Unfortunately, the several attempts (different approaches, see Scheme S3, SI) to obtain the primary amine, by removing the tosyl protection, led to decomposition of the tris(pyrazolyl) backbone. In fact, most methods [41] to remove the N-protection involve extremely acidic conditions that promote the degradation of the C-scorpionate compound.

Moreover, different synthetic pathways have been attempted, without success, to replace the -OH moiety by the amino group. The activation of the -OH group to generate an efficient leaving group has been performed: mesylation or tosylation of tris-2,2,2-(1-pyrazolyl)ethanol yields easily the desired product. The latter, surprisingly, appears highly stable and every attempt to replace the mesylate (or tosylate) group failed. Harsh reaction conditions (i.e., NaI excess, DMF, 3 days, reflux) leave the compound unchanged with traces of the desired product. The unexpected stability of the mesylate derivative of tris-2,2,2-(1-pyrazolyl)ethanol could be partially explained considering the steric hindrance of the three pyrazolyl rings around the methylene moiety, they can obstruct the access to substitution that should occur via a S_N2 mechanism.

Efforts to replace the hydroxy group by a halogen were also unsuccessful: simple chlorination, in mild conditions (e.g., oxalyl chloride, dichloromethane, room temperature) or in drastic conditions (e.g., thionyl chloride, neat, reflux) did not occur. Similarly, bromination (via phosphorus tribromide) led to the decomposition of the scorpionate scaffold to restore free pyrazole. All processes act in strong acidic range of pH (HCl or HBr is formed) and this could lead to a partial decomposition of the C-scorpionate.

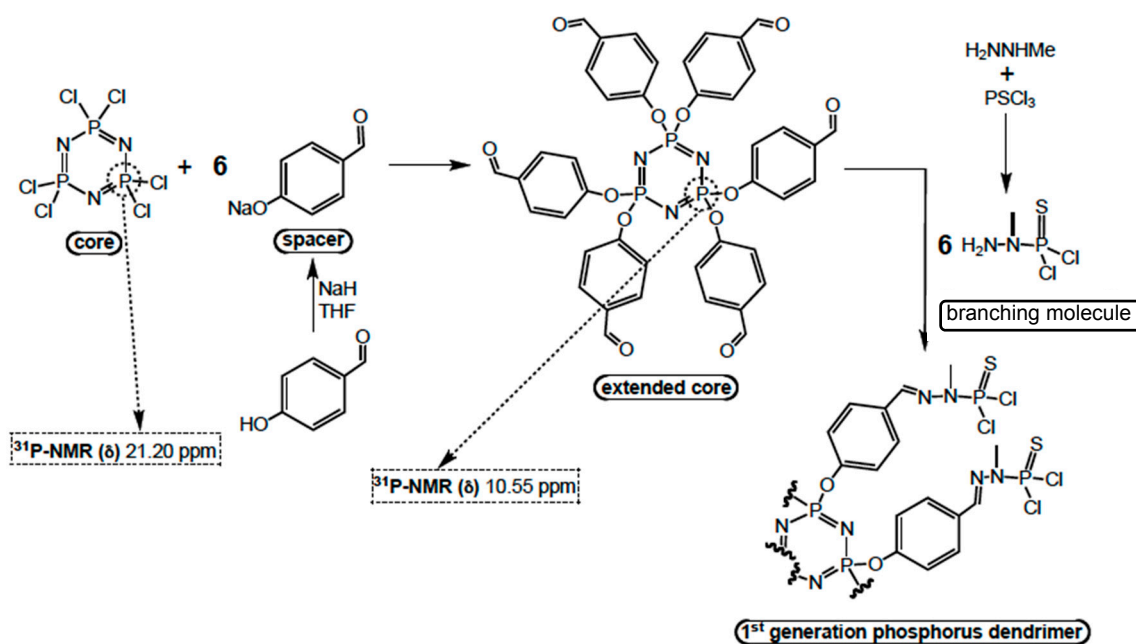
To overcome the above difficulties, the Mitsunobu/Gabriel synthesis [42,43] has been carried out (see Scheme S4, SI). The substitution of hydroxyl group for a primary amine (i.e., -NH₂) was accomplished although the final yield of the amino derivative was not satisfactory.

Different pathways to prepare the carboxylic acid derivative of hydrotris(pyrazolyl)methane have been attempted (see Scheme S5, SI). The carboxylic acid functionalization of the methine carbon atom is expected to be of great significance as a pro-ligand, due to its unique properties of solubility (hydrophylicity) and coordination ability, taking into account the known [44,45] coordination chemistry of its analogue bis(pyrazolyl)acetate. The apical proton of hydrotris(pyrazolyl)methane has been successfully removed and the carbanion carboxylated to obtain the lithium carboxylate $\text{Li}[\text{OOC-C}(\text{pz})_3]$, characteristic for its νCO_2 bands at 1704 and 1682 cm^{-1} . This derivative has also been achieved by nucleophilic substitution of trichloroacetic acid or by oxidation of the terminal alcohol tris-2,2,2-(1-pyrazolyl)ethanol. However, at the final stage, the addition of acid to the carboxylate solution results in the decarboxylation of the derivative and formation of the starting hydrotris(pyrazolyl)methane. Steric and electronic effects could induce the high instability of the corresponding carboxylic acid. A proposed decarboxylation mechanism assisted from the nitrogen atom of an adjacent pyrazolyl ring is shown in Scheme S5 of SI.

2.2. Dendritic Functionalization

The possibility to support tris-2,2,2-(1-pyrazolyl)ethanol (**1**) on a dendritic surface has been explored. The class of dendrimers used for this purpose has been the N_3P_3 -type, known as phosphorus dendrimer [31,46]. In general, this dendrimer is initiated by the phosphonitrilic chloride trimer ($\text{N}_3\text{P}_3\text{Cl}_6$, Scheme 4). From this central core, using a “spacer” and a “branching molecule” (see Scheme 4), a first-generation dendrimer suitable for our purposes has been prepared [47,48]:

- the nucleophilic substitution of the core $\text{N}_3\text{P}_3\text{Cl}_6$ with 6 equivalents of previously prepared sodium salt of 4-hydroxybenzaldehyde (spacer), led to a sort of “extended core”. This product is not yet a dendrimer, since the branching points were not multiplied but stayed the same;
- the “branching molecule” was obtained from monomethylhydrazine with thiophosphonylchloride (solubilized in chloroform);
- six equivalents of *N*-methylhydrazido thiophosphyldichloride are condensed with the aldehydic terminations of the macromolecule to yield the first-generation phosphorus dendrimer.

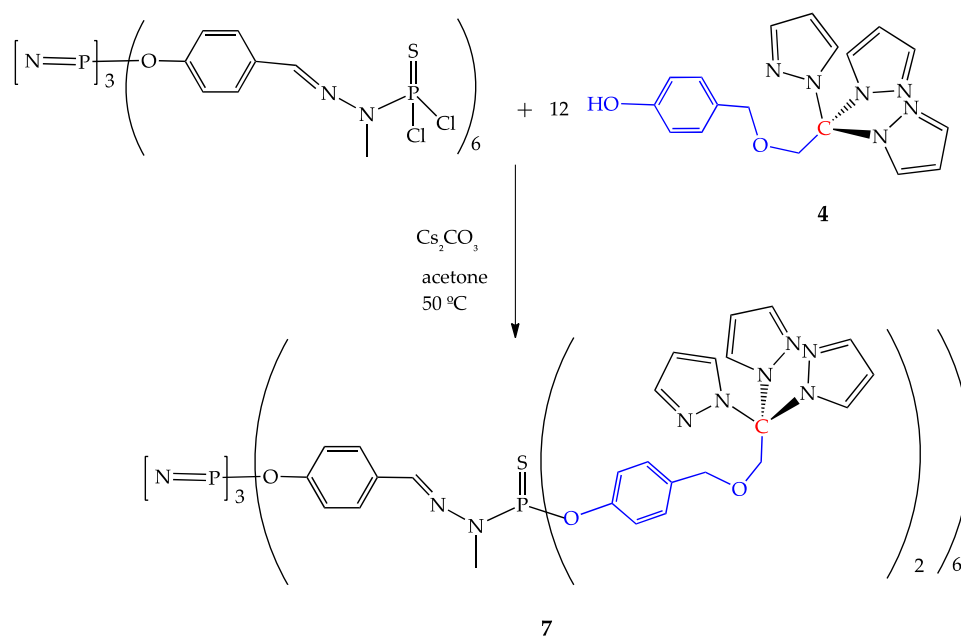


Scheme 4. Synthesis of the first generation of the phosphorus dendrimer ($\text{N}_3\text{P}_3\text{-G}_{c1}$).

The above multistep synthesis has been monitored by NMR. The first step, that leads to the macromolecule bearing six-aldehydic terminations, proceeded overnight in THF for completion until

the complete disappearance of phosphorus signal at δ 21.20 ppm in the ^{31}P - $\{^1\text{H}\}$ -NMR spectrum (corresponding to phosphorus atoms in the starting material $\text{N}_3\text{P}_3\text{Cl}_6$) and the presence of higher shielded resonance, at δ 10.55 ppm, ascribed to the product (Scheme 4) was observed. Successively, the ^1H -NMR experiments allowed to confirm the formation of the final product: the aldehyde and the hydrazone protons, of the intermediate and final product were detected at δ 9.89 and 7.63 ppm, respectively.

Based on the nature of the functional groups on the dendritic terminations, tris-2,2,2-(1-pyrazolyl)ethanol (**1**) has been selected as a promising candidate for the final step of condensation with the phosphorus dendrimer $\text{N}_3\text{P}_3\text{-G}_{\text{Cl}}$: the hydroxy moiety of the scorpionate holds, in principle, the nucleophilic character to react with the thiophosphonyldichloride ($-\text{PSCl}_2$) terminations of the first-generation dendrimer. However, partial substitution or decomposition of the dendrimer has been detected. The hydroxy group of (**1**) was not enough active to achieve the total saturation of active terminations of the macromolecule. Moreover, the sodium alkoxide derivative (**2**) led to a partial decomposition of the building block (see Scheme S6). Therefore, the phenolic scorpionate 4-(2,2,2-tris(1-pyrazolyl)ethoxymethyl)phenol (**4**) was used as depicted in Scheme 5.



Scheme 5. Grafting reaction of 4-(2,2,2-tris(1-pyrazolyl)ethoxymethyl)phenol (**4**) on the $\text{N}_3\text{P}_3\text{-G}_{\text{Cl}}$ dendrimer, affording $\text{N}_3\text{P}_3\text{-G}_{\text{Cl}}\text{-}[\text{CH}_2\text{C}(\text{pz})_3]_{12}$ (**7**).

The $\text{N}_3\text{P}_3\text{-G}_{\text{Cl}}$ dendrimer and an excess (15 eq.) of (**4**) were solubilized in acetone, 30 equivalents of caesium carbonate were added, and the mixture was left stirring for three days at 50°C to afford (**7**) with 36 pyrazolyl functional groups as end-groups on the dendrimer (Figure 3). In the ^{31}P -NMR spectra, the phosphorus signal at δ 65.85 ppm of the $\text{N}_3\text{P}_3\text{-G}_{\text{Cl}}$ dendrimer undergoes a shift to 65.39 ppm for the di-substituted compound (**7**). In addition, in the ^{13}C -NMR spectra, the signal from the phenol group in **4** at δ 156.39 ppm is shifted to 149.68 ppm for (**7**).

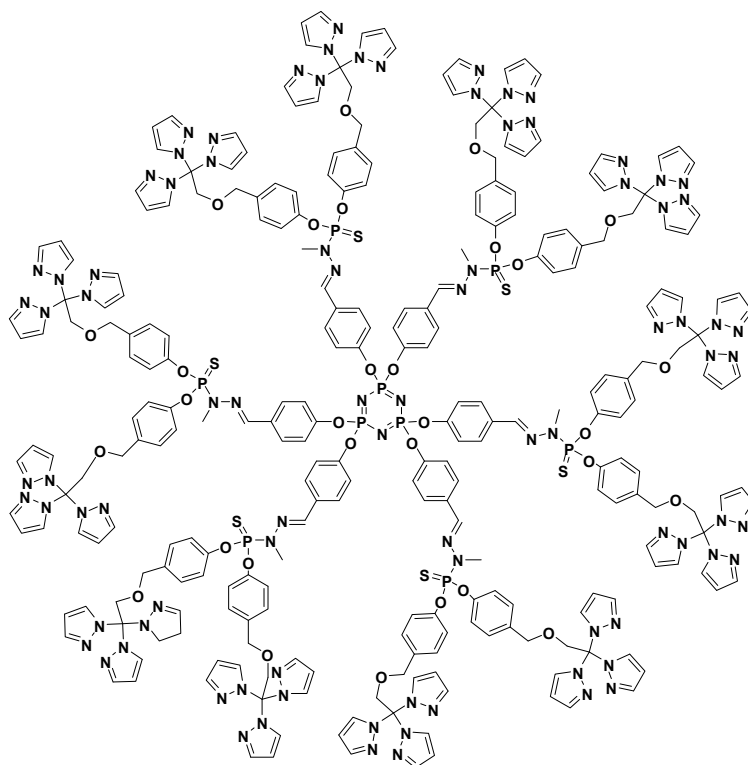
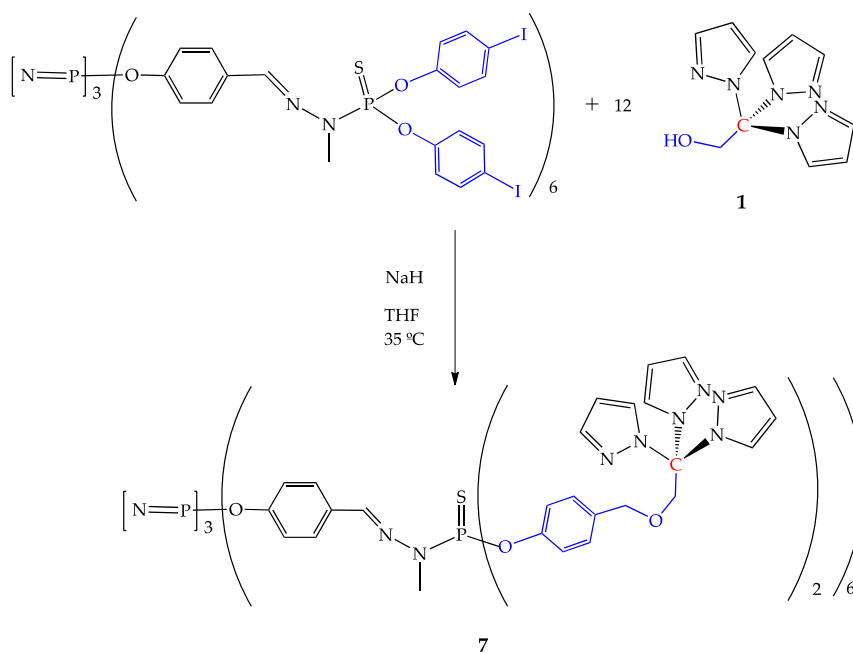


Figure 3. The new tris(pyrazolyl)methane-based phosphorus dendrimer $N_3P_3-G_{c1}-[CH_2C(pz)_3]_{12}$ (7).

A synthetic alternative using the iodo-benzyl derivative ($N_3P_3-G_{c1}-I_{12}$) [49] of the dendrimer molecule in the presence of tris-2,2,2-(1-pyrazolyl)ethanol (1) and sodium hydride was also successful to obtain the tris(pyrazolyl)methane-based phosphorus dendrimer $N_3P_3-G_{c1}-[CH_2C(pz)_3]_{12}$ (7) (Scheme 6) in moderate yield.

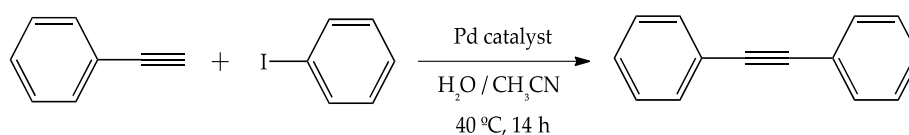


Scheme 6. Grafting reaction of tris-2,2,2-(1-pyrazolyl)ethanol (1) on the $N_3P_3-G_{c1}-I_{12}$ dendrimer, affording $N_3P_3-G_{c1}-[CH_2C(pz)_3]_{12}$ (7).

2.3. Catalytic Studies

In situ generated Pd complexes of tris-2,2,2-(1-pyrazolyl)ethanol (**1**) and of its new tris(pyrazolyl)methane-based phosphorus dendrimer $N_3P_3-G_{c1}-[CH_2C(pz)_3]_{12}$ (**7**) were chosen to act as catalysts for the industrially important Sonogashira and Heck C-C couplings. Nitrogen-donor ligands are known to enhance the catalytic activity of palladium(II) acetate [50,51] for such C-C bond formation processes. The in situ formation instead of using already prepared complexes was applied to simplify the process, since in most cases there is no difference in the catalytic activity between pre-formed and in situ generated catalysts [52].

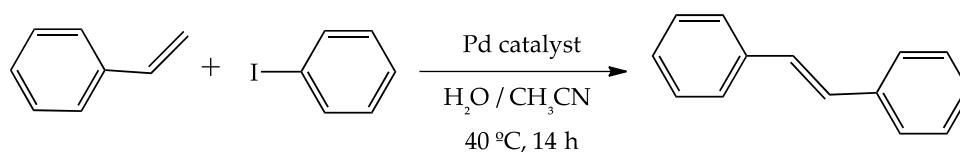
The Cu-free Sonogashira C-C coupling of phenylacetylene and iodobenzene was performed according to Scheme 7 at 40 °C (oil bath) during 14 h in the presence of Pd(OAc)₂ and (**1**) or (**7**). Since neither of the ligands were soluble in water the experiment was started by solubilizing palladium and ligand in the acetonitrile and allow reacting for 15 min before water, both substrates and the base (triethylamine) were added.



Scheme 7. Sonogashira C-C coupling between phenylacetylene and iodobenzene catalysed by Pd-(**1**) or Pd-(**7**).

Very similar results for both scorpionate compounds were obtained, yielding 74 and 73% of diphenylacetylene respectively for Pd-complexes (**1**) and (**7**) (see Figure 4). However, when the alcohol scorpionate (**1**) was used, a mirror of Pd(0) on the glassware was detected suggesting that the scorpionate dendrimer (**7**) leads to a more stable catalyst than does (**1**). It has been observed with phosphorus dendrimers having thiazolyl phosphine Pd-complexes as terminal functions that no Pd leaching could be measured by inductively coupled plasma mass spectrometry (ICP-MS) with the dendrimer, whereas the leaching was 1432 (± 46) ppm with the corresponding monomer [53].

The catalytic activity of in situ generated Pd complexes of (**1**) and (**7**) was also tested for the Heck C-C coupling of styrene and iodobenzene. The reaction was performed according to Scheme 8 at 70 °C (oil bath) during 14 h in the presence of Pd(OAc)₂ and (**1**) or (**7**). Pd compound and the ligand were solubilized in acetonitrile and left reacting for 15 min before the water, both substrates and the base (triethylamine) were added.



Scheme 8. Heck C-C coupling between styrene and iodobenzene catalysed by Pd-(**1**) or Pd-(**7**).

In this case, the alcohol scorpionate (**1**) afforded only 24% conversion whereas the dendrimer (**7**) led to almost three times (63%) more product with excellent selectivity (Figure 4).

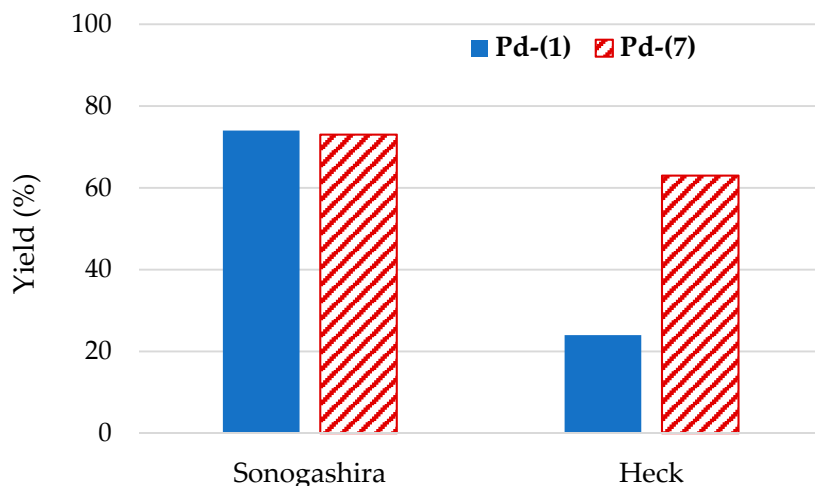


Figure 4. Yields obtained for Sonogashira and Heck C-C couplings catalyzed by Pd-scorpionates formed in situ.

In all Heck experiments, the selectivity for *trans*-stilbene was 100% (the only product detected). The mirror of palladium(0) observed on the glassware when using the Pd-(1) catalyst was probably the reason for such a low catalytic activity.

This work revealed that the anchorage of a tris(pyrazolyl)methane derivative on a dendritic surface is feasible and generates an important support for further studies in supramolecular and coordination chemistry, and in catalysis. In fact, it allowed to extend the scope of C-C bonds formation catalyzed [54,55] by tris(pyrazolyl)methane type metal catalysts. The obtained results show that the synthetic process requires further investigation to ease the preparation of intermediates and improve yields.

3. Materials and Methods

All syntheses were carried out under an atmosphere of dinitrogen or Argon, using standard Schlenk techniques. All solvents were dried, degassed and distilled prior to use. The reagents (Aldrich and Acros) were purchased and used without further purification. Where indicated, the reagents were synthesized in accordance with literature methods.

C, H and N analyses were carried out by the Microanalytical Service of the Instituto Superior Técnico. Infrared spectra ($4000\text{--}400\text{ cm}^{-1}$) were recorded on a BIO-RAD FTS 3000MX instrument (Hercules, CA, USA) in KBr pellets and far infrared spectra ($400\text{--}200\text{ cm}^{-1}$) were recorded on a Vertex 70 spectrophotometer, in polyethylene and cesium iodide pellets. Vibrational frequencies are expressed in cm^{-1} ; abbreviations (intensity, shape): s, m and w, strong, medium and weak; s and br, sharp and broad. Ultra-violet, visible and near infra-red (UV/vis/NIR) spectra ($1600\text{--}200\text{ nm}$) were recorded on a Shimadzu UV-3101PC UV-VIS NIR spectrophotometer (Duisburg, F.R., Germany). ^1H -, ^{13}C - and ^{31}P -NMR spectra were recorded with a Bruker AC 200, ARX 250, AV 300, DPX 300, AMX 400 or AV500 spectrometers (Billerica, MA, USA). ^1H and ^{13}C chemical shifts δ are expressed in ppm relative to $\text{Si}(\text{Me})_4$. The reference for ^{31}P -NMR chemical shifts is 85% H_3PO_4 . The attribution of ^{13}C -NMR signals has been done using *J*mod, two-dimensional HSQC, HMBC, and HMQC, Broad Band or CW ^{31}P decoupling experiments when necessary. Coupling constants are in Hz; abbreviations: s, singlet; d, doublet; m, complex multiplet; vt, virtual triplet; br, broad. Unless stated otherwise, numbering of pyrazolyl ring atoms is as depicted in Figure 1. ESI+/ESI-mass spectra were obtained on a VARIAN 500-MS LC ion trap mass spectrometer (solvents: acetonitrile/methanol; flow: $20\text{ }\mu\text{L}/\text{min}$; needle spray voltage: $\pm 5000\text{ V}$, capillarity voltage: $\pm 100\text{ V}$; nebulizer gas (N_2): 35 psi; drying gas (N_2): 10 psi; drying gas temperature (N_2): $350\text{ }^\circ\text{C}$).

Hydrotris(pyrazolyl)methane and tris-2,2,2-(1-pyrazolyl)ethanol (**1**) were synthesized according to published procedures [32].

3.1. Synthesis of Sodium tris-2,2,2-(pyrazol-1-yl)ethanoate, $\text{NaOCH}_2\text{C}(\text{pz})_3$ (**2**), (*pz* = pyrazolyl)

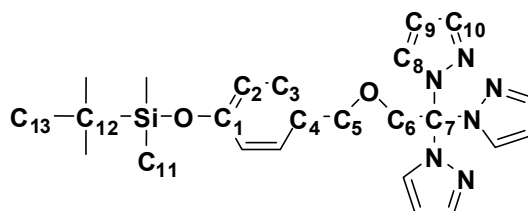
Sodium hydride (75 mg, 1.88 mmol, 1 eq., 60% dispersion in mineral oil) was washed with dry pentane (2×15 mL) and then suspended in dry THF (15 mL). A THF (20 mL) solution of tris-2,2,2-(pyrazol-1-yl)ethanol (**1**) (456 mg, 1.87 mmol, 1 eq.) was added dropwise to the hydride mixture under dinitrogen with H_2 evolution. Then, the residue obtained by evaporation of the solvent was crushed in dry pentane (4 mL) leading to the pale-yellow solid (**2**) in quantitative yields. $^1\text{H-NMR}$ (300 MHz, CDCl_3): δ 7.70 (d, 3H, $J = 2.5$ Hz, 3-H (pz)), 7.11 (d, 3H, $J = 2.5$ Hz, 5-H (pz)), 6.36 (dd, 3H, $J = 2.6$ Hz, 4-H (pz)), 5.08 (s, 2H, CH_2).

3.2. Synthesis of (tris-2,2,2-(pyrazol-1-yl)ethoxy)benzyl, $\text{PhCH}_2\text{OCH}_2\text{C}(\text{pz})_3$ (**3**), (*pz* = pyrazolyl)

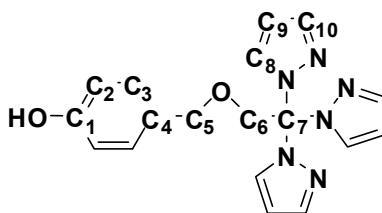
Sodium hydride (75 mg, 1.88 mmol, 1 eq., 60% dispersion in mineral oil) was washed with dry pentane (2×15 mL) and then suspended in dry THF (15 mL). A THF (20 mL) solution of tris-2,2,2-(pyrazol-1-yl)ethanol (**1**) (456 mg, 1.87 mmol, 1 eq.) was added dropwise to the hydride mixture under dinitrogen; during this time, gaseous H_2 was formed. A THF (5 mL) solution of benzyl chloride (388 μL , 3.36 mmol, 1.8 eq.) was added dropwise to the final solution. The resulting pale brown solution was refluxed overnight. Then the mixture was allowed to cool down to room temperature and H_2O (20 mL) and Et_2O (30 mL) were added. The organic phase was separated, and the aqueous phase was washed with Et_2O (10 mL). The organic extracts were collected, washed with brine and dried over Na_2SO_4 , whereafter they were filtered, and the solvent removed under vacuum to leave a pale-yellow solid that was purified by column chromatography (acetone/pentane 4/6) leading to a white powder of (**3**) (41%). Compound (**3**) is well soluble in all common organic solvents Me_2CO , CHCl_3 , CH_2Cl_2 , MeOH, EtOH and DMSO, and no soluble in H_2O . IR (KBr): 3101 (m s), 3022, 2951, 1534 (s s, ν (C=N)), 1519 (s s, ν (C=C)), 1413 (m s), 858 (m s), 738 (s s), 482 (m s) cm^{-1} . $^1\text{H-NMR}$ (300 MHz, CDCl_3): δ 7.63 (d, 3H, $J = 2.4$ Hz, 5-H (pz)), 7.42 (d, 3H, $J = 2.4$ Hz, 3-H (pz)), 7.29 (m, 3H, m, p-H (Ph)), 7.18 (d, 2H, $J = 6.0$ Hz, o-H (Ph)), 6.31 (dd, 3H, $J = 2.5$ Hz, 4-H (pz)), 5.11 (s, 2H, $\text{CH}_2\text{-C}(\text{pz})_3$), 4.49 (s, 2H, $\text{CH}_2\text{-Ph}$).

3.3. Synthesis of 4-(2,2,2-tris(1-pyrazolyl)ethoxymethyl)phenol, 4-OH- $\text{C}_6\text{H}_4\text{CH}_2\text{OCH}_2\text{C}(\text{pz})_3$ (**4**) (*pz* = pyrazolyl)

In a round bottom flask containing 23 mg (0.81 mmol) of NaH were added 5 mL of THF (dist.). To this grey slurry was drop wise added a 20 mL THF (dist.) solution containing 0.20 g (0.81 mmol) of tris-2,2,2-(pyrazol-1-yl)ethanol (**1**) and 0.24 g (0.81 mmol) of protected4-(bromomethyl)phenol. When the drop wise addition was finished, the reaction mixture was left stirring at reflux for 17 h. A dilution was made with H_2O followed by an extraction with 3×20 mL ether. The organic phases were collected and washed with saturated NHCO_3 and brine, dried with MgSO_4 and evaporated. Yield: 87%. The product was a pale-yellow powder ($\text{C}_{24}\text{H}_{47}\text{N}_6\text{O}_2\text{Si}_1$, Mw: 479.77 g/mol). During this step a certain percentage of the protection was removed, giving a spectrum of the mixed products. As the next step was the deprotection; the product was used as such. $^1\text{H-NMR}$ (200 MHz, CDCl_3): δ 0.19 (s, C_{11}H , 6H), 0.97 (s, C_{13}H , 9H), 4.42 (s, C_5H , 2H), 5.09 (s, C_6H , 2H), 6.31–6.34 (m, C_9H , 3H), 6.77 (d, C_2H , $^3J = 8.4$ Hz, 2H), 7.05 (d, C_3H , $^3J = 8.4$ Hz, 2H), 7.42 (d, C_{10}H , $^3J = 3.0$ Hz, 3H), 7.65 (d, C_8H , $^3J = 1.7$ Hz, 3 H). $^{13}\text{C}\{-^1\text{H}\}$ -NMR (63 MHz, CDCl_3): δ -4.39 (s, C_{11}), 25.69 (s, C_{13}), 25.71 (s, C_8), 30.34 (s, C_{12}), 73.90 (s, C_6), 77.59 (s, C_5), 89.90 (s, C_7), 106.52 (s, C_9), 119.98 (s, C_2), 129.33 (s, C_4), 130.15 (s, C_3), 131.03 (s, C_{10}), 141.24 (s, C_1), 141.33 (s, C_8).



In a round bottom flask, 0.326 g (0.7 mmol) of the above compound was solubilized in 8 mL of THF. The solution was cooled to 0 °C in an ice bath and 0.443 g (1.4 mmol) of tetrabutylammonium fluoride was added with care. The ice bath was removed and left stirring until ambient temperature was reached. The mixture was diluted by 20 mL of ethyl acetate and washed with 3 × 20 mL of water. The organic phase was dried with MgSO₄ and evaporated until dryness. For further purification a column chromatography was prepared with hexane/ethyl acetate (1:1, Rf: 0.36). Yield: 90%. The product was a pale-yellow powder (C₁₈H₁₈N₆O₂, Mw: 350.38 g/mol). ¹H-NMR (300 MHz, CDCl₃): δ 4.42 (s, C₅H, 2H), 5.08 (s, C₆H, 2H), 6.34–6.35 (m, C₉H, 3H), 6.64 (d, C₂H, ³J = 8.4 Hz, 2H), 7.00 (d, C₃H, ³J = 8.4 Hz, 2H), 7.44 (d, C₁₀H, ³J = 2.4 Hz, 3H), 7.68 (d, C₈H, ³J = 1.2 Hz, 3H). ¹³C-{¹H}-NMR (75 MHz, CDCl₃): δ 72.77 (s, C₆), 73.91 (s, C₅), 89.93 (s, C₇), 106.63 (s, C₉), 115.42 (s, C₂), 128.16 (s, C₄), 129.72 (s, C₃), 131.12 (s, C₁₀), 141.44 (s, C₈), 156.39 (s, C₁).



3.4. Synthesis of *N*-tosyl-2-(tris-2,2,2-(1-pyrazolyl)ethoxy)ethaneamine, TsNHCH₂CH₂OCH₂C(pz)₃ (**5**) (Ts = *para*-toluenesulfonyl, pz = pyrazolyl)

Sodium hydride (202 mg, 5.07 mmol, 1 eq., 60% dispersion in mineral oil) was washed with dry pentane (2 × 15 mL) and then suspended in dry THF (20 mL). A THF (20 mL) solution of tris-2,2,2-(pyrazol-1-yl)ethanol (**1**) (1.23 g, 5.07 mmol, 1 eq.) was added dropwise to the hydride mixture under dinitrogen for 20 min.; during this time, gaseous H₂ was formed. A THF (10 mL) solution of *N*-tosylaziridine (1 g, 5.07 mmol, 1 eq.) was added dropwise to the final solution. The resulting pale-yellow solution was heated at 50 °C for 2 h. The mixture was allowed to cool down to room temperature and H₂O (20 mL) and CHCl₃ (30 mL) were added. The organic phase was separated, and the aqueous phase was washed with CHCl₃ (10 mL). The organic extracts were collected, washed with brine and dried over Na₂SO₄, whereafter they were filtered, and the solvent removed under vacuum to leave a pale-yellow oil. Compound (**5**) was isolated by column chromatography of this oil (acetone/pentane 1/2) leading to a white powder of (**5**) (52%). Compound (**5**) is well soluble in all common organic solvents, Me₂CO, CHCl₃, CH₂Cl₂, MeOH, EtOH and DMSO, and no soluble in H₂O. ¹H-NMR (400 MHz, CDCl₃): δ 7.68 (d, 3H, *J* = 2.5 Hz, 5-H (pz)), 7.56 (d, 2H, *J* = 8 Hz, *m*-H(Ts)), 7.14 (d, 2H, *J* = 8 Hz, *o*-H(Ts)), 7.04 (d, 3H, *J* = 2.5 Hz, 3-H (pz)), 6.30 (dd, 3H, *J* = 2.5 Hz, 4-H (pz)), 6.09 (tr br, 1H, *J* = 6 Hz, NH), 4.90 (s, 2H, CH₂-C(pz)₃), 3.56 (tr, 2H, *J* = 6 Hz, CH₂-O), 2.97 (q, 2H, *J* = 6 Hz, CH₂-NH), 2.48 (br, 3H, H₃C(Ts)). ¹³C-NMR (400 MHz, CDCl₃): δ 143.12 (H₃C-C(Ts)), 141.92 (3-C(pz)), 136.87 (O₂S-C(Ts)), 130.45 (5-C(pz)), 129.58 (*m*-C(Ts)), 127.06 (*o*-C(Ts)), 106.93 (4-C(pz)), 89.53 (C(pz)₃), 73.78 (H₂C-C(pz)₃), 69.77 (CH₂-O), 42.25 (CH₂-NH), 21.50 (H₃C(Ts)).

3.5. Synthesis of TsNHCH₂CH₂TsNCH₂CH₂OCH₂C(pz)₃ (**6**) (Ts = *para*-toluenesulfonyl, pz = pyrazolyl)

Compound (**6**) was isolated (23%) from chromatographic purification of (**5**) at the final stage. Higher yield (41%) of (**6**) was obtained by modifying the preparation of (**5**) in the following way: the solution of sodium tris-2,2,2-(pyrazol-1-yl)ethanoate was then added dropwise to a solution of *N*-tosylaziridine. Compound (**6**) is well soluble in all common organic solvents, Me₂CO, CHCl₃, CH₂Cl₂, MeOH, EtOH and DMSO, and no soluble in H₂O. ¹H-NMR (400 MHz, CDCl₃): δ 7.65 (d, 3H, *J* = 2.5 Hz, 5-H (pz)), 7.60 (d, 2H, *J* = 8 Hz, *m*-H(Ts)), 7.29 (d, 2H, *J* = 8 Hz, *o*-H(Ts)), 7.18 (d, 3H, *J* = 2.5 Hz, 3-H (pz)), 6.32 (dd, 3H, *J* = 2.5 Hz, 4-H (pz)), 5.82 (tr br, 1H, *J* = 6 Hz, NH), 5.00 (s, 2H, CH₂-C(pz)₃), 3.63 (tr, 2H, *J* = 6 Hz, CH₂-O), 3.21 (tr, 2H, *J* = 6 Hz, O-CH₂-CH₂-NTs), 3.21 (tr, 2H, *J* = 6 Hz, NH-CH₂-CH₂-NTs), 2.96 (q, 2H, *J* = 6 Hz, CH₂-NH), 2.44 (br, 3H, H₃C(Ts)).

Funding: This research was funded by Fundação para a Ciência e a Tecnologia (FCT), Portugal, projects PTDC/QEQ-ERQ/1648/2014 and UID/QUI/00100/2013.

Acknowledgments: The authors gratefully acknowledge the Fundação para a Ciência e a Tecnologia (FCT), Portugal, and its projects PTDC/QEQ-ERQ/1648/2014 and UID/QUI/00100/2013, as well as the CNRS (France).

Conflicts of Interest: The authors declare no conflict of interest. The funders had no role in the design of the study; in the collection, analyses, or interpretation of data; in the writing of the manuscript, or in the decision to publish the results.

References

1. Guillard, R.; Erker, G.; Raithby, P.; Xu, Q. The diversity of coordination chemistry: A special issue in honor of Prof. Pierre Braunstein. *Coord. Chem. Rev.* **2017**, *350*, 1–2. [[CrossRef](#)]
2. Pettinari, C. *Scorpionates II: Chelating Borate Ligands-Dedicated to Swiatoslaw Trofimenko*; Imperial College Press: London, UK, 2008; ISBN-13-1-86094-876-3.
3. Trofimenko, S. *Scorpionates: The Coordination Chemistry of Polypyrazolylborates Ligands*; Imperial College Press: London, UK, 1999; ISBN-1-86094-172-9.
4. Pettinari, C.; Santini, C. *Comprehensive Coordination Chemistry II: From Biology to Nanotechnology*; McCleverty, J.A., Meyer, T.J., Eds.; Elsevier-Pergamon (APS): Amsterdam, The Netherlands, 2003; Volume 1, pp. 159–172.
5. Pettinari, C.; Pettinari, R. Metal derivatives of poly(pyrazolyl)alkanes. Tris(pyrazolyl)alkanes and related systems. *Coord. Chem. Rev.* **2005**, *249*, 525–543. [[CrossRef](#)]
6. Martins, L.M.D.R.S.; Pombeiro, A.J.L. Tris(pyrazol-1-yl)methane metal complexes for catalytic mild oxidative functionalizations of alkanes, alkenes and ketones. *Coord. Chem. Rev.* **2014**, *265*, 74–88. [[CrossRef](#)]
7. Martins, L.M.D.R.S.; Pombeiro, A.J.L. Water-soluble C-scorpionate complexes: Catalytic and biological applications. *Eur. J. Inorg. Chem.* **2016**, 2236–2252. [[CrossRef](#)]
8. Martins, L.M.D.R.S. C-homoscorpionate oxidation catalysts—Electrochemical and catalytic activity. *Catalysts* **2017**, *7*, 12. [[CrossRef](#)]
9. Ribeiro, A.P.C.; Martins, L.M.D.R.S.; Pombeiro, A.J.L. N₂O-free single-pot conversion of cyclohexane to adipic acid catalysed by an iron(II) scorpionate complex. *Green Chem.* **2017**, *19*, 1499–1501. [[CrossRef](#)]
10. Ribeiro, A.P.C.; Martins, L.M.D.R.S.; Pombeiro, A.J.L. Carbon dioxide-to-methanol single-pot conversion using a C-scorpionate iron(II) catalyst. *Green Chem.* **2017**, *19*, 4801–4962. [[CrossRef](#)]
11. Mendes, M.; Ribeiro, A.P.C.; Alegria, E.C.B.A.; Martins, L.M.D.R.S.; Pombeiro, A.J.L. Liquid phase oxidation of xylenes catalyzed by the tripodal C-scorpionate iron(II) complex [FeCl₂{κ³-HC(pz)₃}. *Polyhedron* **2017**, *125*, 151–155. [[CrossRef](#)]
12. Bigmore, H.R.; Lawrence, S.C.; Mountford, P.; Tredget, C.S. Coordination, organometallic and related chemistry of tris(pyrazolyl)methane ligands. *Dalton Trans.* **2005**, 635–651. [[CrossRef](#)] [[PubMed](#)]
13. Otero, A.; Fernández-Baeza, J.; Lara-Sánchez, A.; Sánchez-Barba, L.F. Metal complexes with heteroscorpionate ligands based on the bis(pyrazol-1-yl)methane moiety: Catalytic chemistry. *Coord. Chem. Rev.* **2013**, *257*, 1806–1868. [[CrossRef](#)]
14. Wanke, R.; Smolenski, P.; da Silva, M.F.G.; Martins, L.M.D.R.S.; Pombeiro, A.J.L. Cu(I) complexes bearing the new sterically demanding and coordination flexible tris(3-phenyl-1-pyrazolyl)methanesulfonate ligand and the water-soluble phosphine 1,3,5-triaza-7-phosphaadamantane or related ligands. *Inorg. Chem.* **2008**, *47*, 10158–10168. [[CrossRef](#)] [[PubMed](#)]
15. Mehn, M.P.; Fujisawa, K.; Hegg, E.L.; Que, L. Oxygen activation by nonheme iron(II) complexes: α-Keto carboxylate versus carboxylate. *J. Am. Chem. Soc.* **2003**, *125*, 7828–7842. [[CrossRef](#)] [[PubMed](#)]
16. Reger, D.L.; Semeniuc, R.F.; Little, C.A.; Smith, M.D. Synthesis of open and closed metallocages using novel tripodal ligands: unusually stable silver(i) inclusion compound. *Inorg. Chem.* **2006**, *45*, 7758–7769. [[CrossRef](#)] [[PubMed](#)]
17. Martins, L.M.D.R.S.; Martins, A.; Alegria, E.C.B.A.; Carvalho, A.P.; Pombeiro, A.J.L. Efficient cyclohexane oxidation with hydrogen peroxide catalysed by a C-scorpionate iron(II) complex immobilized on desilicated MOR zeolite. *Appl. Catal. A: Gen.* **2013**, *464–465*, 43–50. [[CrossRef](#)]

18. Martins, L.M.D.R.S.; de Almeida, M.P.; Carabineiro, S.A.C.; Figueiredo, J.L.; Pombeiro, A.J.L. Heterogenisation of a C-scorpionate Fe(II) complex in carbon materials for cyclohexane oxidation with hydrogen peroxide. *ChemCatChem* **2013**, *5*, 3847–3856. [[CrossRef](#)]
19. De Almeida, M.P.; Martins, L.M.D.R.S.; Carabineiro, S.A.C.; Lauterbach, T.; Rominger, F.; Hashmi, A.S.K.; Pombeiro, A.J.L.; Figueiredo, J.L. Homogeneous and heterogenised new gold C-scorpionate complexes as catalysts for cyclohexane oxidation. *Catal. Sci. Technol.* **2013**, *3*, 3056–3069. [[CrossRef](#)]
20. Martins, L.M.D.R.S.; Ribeiro, A.P.C.; Carabineiro, S.A.C.; Figueiredo, J.L.; Pombeiro, A.J.L. Highly efficient and reusable CNT supported iron(II) catalyst for microwave assisted alcohol oxidation. *Dalton Trans.* **2016**, *45*, 6816–6819. [[CrossRef](#)] [[PubMed](#)]
21. Ribeiro, A.P.C.; Martins, L.M.D.R.S.; Kuznetsov, M.L.; Pombeiro, A.J.L. Tuning cyclohexane oxidation: Combination of microwave irradiation and ionic liquid with the C-scorpionate [FeCl₂(Tpm)] catalyst. *Organometallics* **2017**, *36*, 192–198. [[CrossRef](#)]
22. Wang, J.; Martins, L.M.D.R.S.; Ribeiro, A.P.C.; Carabineiro, S.A.C.; Figueiredo, J.L.; Pombeiro, A.J.L. Supported C-scorpionate vanadium(IV) complexes as reusable catalysts for xylene oxidation. *Chem. Asian J.* **2017**, *12*, 1915–1919. [[CrossRef](#)] [[PubMed](#)]
23. Ribeiro, A.P.C.; Martins, L.M.D.R.S.; Carabineiro, S.A.C.; Buijnsters, J.G.; Figueiredo, J.L.; Pombeiro, A.J.L. Heterogenised C-scorpionate iron(II) complex on nanostructured carbon materials as catalysts for microwave-assisted oxidation reactions. *ChemCatChem* **2018**, *10*, 1821–1828. [[CrossRef](#)]
24. Van-Dúnem, V.; Carvalho, A.P.; Martins, L.M.D.R.S.; Martins, A. Improved cyclohexane oxidation catalyzed by a heterogenised iron(II) complex on hierarchical Y zeolite through surfactant mediated technology. *ChemCatChem* **2018**, *10*, 4058–4066. [[CrossRef](#)]
25. Benisvy, L.; Wanke, R.; Kuznetsov, M.L.; da Silva, M.; Pombeiro, A.J.L. Towards the functionalization of the methine carbon of a sterically hindered tris(pyrazolyl)methane: Is a radical pathway envisageable? Synthesis and structure of tetrakis(3,5-dimethylpyrazolyl)methane. *Tetrahedron* **2009**, *65*, 9218–9223. [[CrossRef](#)]
26. Carabineiro, S.A.C.; Martins, L.M.D.R.S.; Pombeiro, A.J.L.; Figueiredo, J.L. Commercial gold(I) and gold(III) compounds supported on carbon materials as greener catalysts for the oxidation of alkanes and alcohols. *ChemCatChem* **2018**, *10*, 1804–1813. [[CrossRef](#)]
27. Mishra, G.S.; Alegria, E.C.B.A.; Pombeiro, A.J.L.; Martins, L.M.D.R.S. Highly active and selective supported rhenium catalysts for aerobic oxidation of n-hexane and n-heptane. *Catalysts* **2018**, *8*, 114. [[CrossRef](#)]
28. Mishra, G.S.; Alegria, E.C.B.A.; Martins, L.M.D.R.S.; Fraústo da Silva, J.J.R.; Pombeiro, A.J.L. Cyclohexane oxidation with dioxygen catalyzed by supported pyrazole rhenium complexes. *J. Mol. Cat. A: Chem.* **2008**, *285*, 92–100. [[CrossRef](#)]
29. Kopylovich, M.N.; Mahmudov, K.T.; Silva, M.F.C.G.; Martins, L.M.D.R.S.; Kuznetsov, M.L.; Silva, T.F.S.; Fraústo da Silva, J.J.R.; Pombeiro, A.J.L. Trends in properties of para-substituted 3-(phenylhydrazo)pentane-2,4-diones. *J. Phys. Org. Chem.* **2011**, *24*, 764–773. [[CrossRef](#)]
30. Caminade, A.-M.; Turrin, C.; Laurent, R.; Ouali, A.; Delavaux-Nicot, B. (Eds.) *Dendrimers: Towards Catalytic, Material and Biomedical Uses*; John Wiley & Sons Ltd.: Chichester, UK, 2011.
31. Caminade, A.-M.; Servin, P.; Laurent, R.; Majoral, J.P. Dendrimeric phosphines in asymmetric catalysis. *Chem. Soc. Rev.* **2008**, *37*, 56–67. [[CrossRef](#)] [[PubMed](#)]
32. Reger, D.L.; Grattan, T.C.; Brown, K.J.; Little, C.A.; Lamba, J.J.S.; Rheingold, A.L.; Sommer, R.D. Syntheses of tris(pyrazolyl)methane ligands and {[tris(pyrazolyl)methane]Mn(CO)₃ SO₃CF₃} complexes: Comparison of ligand donor properties. *J. Organomet. Chem.* **2000**, *607*, 120–128. [[CrossRef](#)]
33. Doucet, H.; Hierso, J.-C. Palladium-based catalytic systems for the synthesis of conjugated enynes by sonogashira reactions and related alkynylations. *Angew. Chem. Int. Ed.* **2007**, *46*, 834–871. [[CrossRef](#)] [[PubMed](#)]
34. Martins, L.M.D.R.S.; Phillips, A.M.F.; Pombeiro, A.J.L. C-C bond formation in sustainable synthesis of pharmaceuticals. In *Sustainable Synthesis of Pharmaceuticals: Using Transition Metal Complexes as Catalysts*; Pereira, M.M., Calvete, M.J.F., Eds.; Green Chemistry Series; RSC Publishers: Cambridge, UK, 2018; pp. 193–229, ISBN-10:1782629343; ISBN-13:978-1782629344.
35. Chinchilla, R.; Najera, C. The sonogashira reaction: A booming methodology in synthetic organic chemistry. *Chem. Rev.* **2007**, *107*, 874–922. [[CrossRef](#)] [[PubMed](#)]

36. Magano, J.; Dunetz, J.R. Large-scale applications of transition metal-catalyzed couplings for the synthesis of pharmaceuticals. *Chem. Rev.* **2011**, *111*, 2177–2250. [[CrossRef](#)] [[PubMed](#)]
37. Prashad, M. Palladium-catalyzed heck arylations in the synthesis of active pharmaceutical ingredients. *Top. Organomet. Chem.* **2004**, *6*, 181–203. [[CrossRef](#)]
38. Reger, D.L.; Wright, T.D.; Semeniuc, R.F.; Grattan, T.C.; Smith, M.D. Supramolecular structures of cadmium(II) coordination polymers: A new class of ligands formed by linking tripodal tris(pyrazolyl)methane units. *Inorg. Chem.* **2001**, *40*, 6212–6219. [[CrossRef](#)] [[PubMed](#)]
39. Moss, T.A.; Barber, D.M.; Kyle, A.F.; Dixon, D.J. Catalytic asymmetric alkylation reactions for the construction of protected ethylene-amino and propylene-amino motifs attached to quaternary stereocentres. *Chem. Eur. J.* **2013**, *19*, 3071–30814. [[CrossRef](#)] [[PubMed](#)]
40. Martin, A.E.; Ford, T.M.; Bulkowski, J.E. Synthesis of selectively protected tri- and hexamine macrocycles. *J. Org. Chem.* **1982**, *47*, 412–415. [[CrossRef](#)]
41. Greene, T.W.; Wuts, P.G.M. *Chemistry-Protective Groups in Organic Synthesis*, 3rd ed.; Wiley-Interscience Publication: New York, NY, USA, 1999.
42. Li, Z.; Zhou, Z.; Wang, L.; Zhou, Q.; Tang, C. Enantioselective reaction of secondary alcohols with phthalimide in the presence of a chiral tri-coordinate phosphorus reagent in Mitsunobu reaction. *Tetrahedron: Asymmetry* **2002**, *13*, 145–148. [[CrossRef](#)]
43. Sen, S.E.; Roach, S.L. A convenient two-step procedure for the synthesis of substituted allylic amines from allylic alcohols. *Synthesis* **1995**, 756–758. [[CrossRef](#)]
44. Marchetti, F.; Pettinari, C.; Cerquetella, A.; Cingolani, A.; Pettinari, R.; Monari, M.; Wanke, R.; Kuznetsov, M.L.; Pombeiro, A.J.L. Switching between κ^2 and κ^3 Bis(pyrazol-1-yl)acetate ligands by tuning reaction conditions: Synthesis, spectral, electrochemical, structural, and theoretical studies on arene-Ru(II) derivatives of bis(azol-1-yl)acetate Ligands. *Inorg. Chem.* **2009**, *48*, 6096–6108. [[CrossRef](#)] [[PubMed](#)]
45. Sabbatini, A.; Martins, L.M.D.R.S.; Mahmudov, K.T.; Kopylovich, M.N.; Drew, M.G.B.; Pettinari, C.; Pombeiro, A.J.L. Microwave-assisted and solvent-free peroxidative oxidation of 1-phenylethanol to acetophenone with a Cu(II)-TEMPO catalytic system. *Catal. Commun.* **2014**, *48*, 4048–4058. [[CrossRef](#)]
46. Majoral, J.P.; Caminade, A.M. What to do with phosphorus in dendrimer chemistry. In *New Aspects in Phosphorus Chemistry II*; Springer: Berlin, Germany, 2003; Volume 223, p. 111.
47. Slany, M.; Bardaji, M.; Casanove, M.J.; Caminade, A.M.; Majoral, J.P.; Chaudret, B. Dendrimer surface chemistry. Facile route to polyphosphines and their gold complexes. *J. Am. Chem. Soc.* **1995**, *117*, 9764–9765. [[CrossRef](#)]
48. Launay, N.; Caminade, A.M.; Majoral, J.P. Synthesis of bowl-shaped dendrimers from generation 1 to generation 8. *J. Organomet. Chem.* **1997**, *529*, 51–58. [[CrossRef](#)]
49. Rull, J.; Jara, J.J.; Sebastian, R.M.; Vallribera, A.; Najera, C.; Majoral, J.P.; Caminade, A.M. Recoverable dendritic phase-transfer catalysts containing (+)-cinchonine-derived ammonium salts. *ChemCatChem* **2016**, *8*, 2049–2056. [[CrossRef](#)]
50. Li, J.-H.; Zhang, X.-D.; Xie, Y.-X. Efficient and copper-free sonogashira cross-coupling reaction catalyzed by Pd(OAc)₂/Pyrimidines catalytic system. *Eur. J. Org. Chem.* **2005**, 4256–4259. [[CrossRef](#)]
51. Touj, N.; Yaşar, S.; Ozdemir, N.; Hamdi, N.; Ozdemir, I. Sonogashira cross-coupling reaction catalysed by mixed NHC-Pd-PPh₃ complexes under copper free conditions. *J. Organomet. Chem.* **2018**, *860*, 59–71. [[CrossRef](#)]
52. Phanopoulos, A.; White, A.J.P.; Long, N.J.; Miller, P.W. Catalytic transformation of levulinic acid to 2-methyltetrahydrofuran using ruthenium-*n*-triphos complexes. *ACS Catal.* **2015**, *5*, 2500–2512. [[CrossRef](#)]
53. Keller, M.; Hameau, A.; Spataro, G.; Ladeira, S.; Caminade, A.M.; Majoral, J.P.; Ouali, A. An efficient and recyclable dendritic catalyst able to dramatically reduce palladium leaching in Suzuki couplings. *Green Chem.* **2012**, *14*, 2807–2815. [[CrossRef](#)]

54. Pettinari, C.; Marchetti, F.; Cerquetella, A.; Pettinari, R.; Monari, M.; Mac Leod, T.C.O.; Martins, L.M.D.R.S.; Pombeiro, A.J.L. Coordination chemistry of the (h6-cymene)ruthenium(II) fragment with bis-, tris-, and tetrakis(pyrazol-1-yl)borate ligands: Synthesis, structural, electrochemical and catalytic diastereoselective nitroaldol reaction studies. *Organometallics* **2011**, *30*, 1616–1626. [[CrossRef](#)]
55. Rocha, B.G.M.; Mac Leod, T.C.O.; Guedes da Silva, M.F.C.; Luzyanin, K.V.; Martins, L.M.D.R.S.; Pombeiro, A.J.L. Ni^{II}, Cu^{II} and Zn^{II} complexes with a sterically hindered scorpionate ligand (TpmsPh) and catalytic application in the diastereoselective nitroaldol (henry) reaction. *Dalton Trans.* **2014**, *43*, 15192–15200. [[CrossRef](#)] [[PubMed](#)]

Sample Availability: Samples of compounds are not available from the authors.



© 2018 by the authors. Licensee MDPI, Basel, Switzerland. This article is an open access article distributed under the terms and conditions of the Creative Commons Attribution (CC BY) license (<http://creativecommons.org/licenses/by/4.0/>).