

# Applying Pebble-Rotating Game to Enhance the Robustness of DHTs

LiYong Ren, XiaoWen Nie\*, YuChi Dong

School of Computer Science & Engineering, University of Electronic Science and Technology of China, ChengDu, China

## Abstract

Distributed hash tables (DHTs) are usually used in the open networking environment, where they are vulnerable to Sybil attacks. Pebble-Rotating Game (PRG) mixes the nodes of the honest and the adversarial randomly, and can resist the Sybil attack efficiently. However, the adversary may have some tricks to corrupt the rule of PRG. This paper proposes a set of mechanisms to make the rule of PRG be obliged to obey. A new joining node must ask the Certificate Authority (CA) for its signature and certificate, which records the complete process on how a node joins the network and obtains the legitimacy of the node. Then, to prevent the adversary from accumulating identifiers, any node can make use of the latest certificate to judge whether one identifier is expired with the help of the replacement property of PRG. This paper analyzes in details the number of expired certificates which are needed to store in every node, and gives asymptotic solution of this problem. The analysis and simulations show that the mean number of the certificates stored in each node are  $O(\log^2 n)$ , where  $n$  is the size of the network.

**Citation:** Ren L, Nie X, Dong Y (2013) Applying Pebble-Rotating Game to Enhance the Robustness of DHTs. PLoS ONE 8(6): e65460. doi:10.1371/journal.pone.0065460

**Editor:** Tobias Preis, University of Warwick, United Kingdom

**Received:** October 10, 2012; **Accepted:** April 28, 2013; **Published:** June 11, 2013

**Copyright:** © 2013 Ren et al. This is an open-access article distributed under the terms of the Creative Commons Attribution License, which permits unrestricted use, distribution, and reproduction in any medium, provided the original author and source are credited.

**Funding:** This work is not only sponsored by National Natural Science Foundation of China under Contract number 61073181, but also sponsored by CNGI of the Peoples Republic of China under Contract number CNGI-04-12-1D. The funders had no role in study design, data collection and analysis, decision to publish, or preparation of the manuscript.

**Competing Interests:** The authors have declared that no competing interests exist.

\* E-mail: niexiaowen@uestc.edu.cn

## Introduction

Due to its high scalability, DHT [1–4] has won wide attention. But for its actual deployment, scalability is just one aspect of concerns, and security is another problem that cannot be avoided.

The traditional security mainly focuses on such fields as information integrity, tamper-resistance, and nonrepudiation, while things may be a little different in DHT. Generally, the DHT algorithm itself has some redundancy, and random attacks on DHT will not cause great damage. However, if the adversary can gain a great quantity of IDs and use them to start so-called Sybil attack, the redundancy of DHT will not help. Douceur [5] argues that the fundamental issue of security in DHT is how to distinguish different entities. To achieve this, we should either ensure each node can be verified directly, or build a certification authority (CA) to confirm the identities of nodes. Because the method of directly verifying nodes has poor scalability, an explicit or an implicit CA is often used in DHT. For example, the node ID is the hash value of the IP address in CFS [6], while EMBASSY [7] takes advantage of the encryption key of hardware.

Sybil attack poses a dilemma for the design of DHT: either preserving the openness to allow newcomers can easily join the network, or raising the entry barrier to enhance the security of system. Does there exist a tradeoff between the two choices? In this paper, we argue that Pebble-Rotating Game [8] or Cuckoo rule [9] proposed by Scheideler and Awerbuch may be helpful.

PRG is such a game: place black and white pebbles in a ring, white pebble for honest nodes, black pebble for attacking nodes. Assuming that all black pebbles are controlled by the adversary, she has two choices: either inserting a new black pebble into the

ring, or removing any black pebble out of the ring. In this game, to insert a pebble into the ring, each participant must follow the  $K$ -rotation rules: in the first round, the participant randomly replaces a new pebble with an existing one. The replaced pebble then randomly replaces another one in the ring in the second round, ..., until the  $K$ th round, the pebble which is replaced in the previous round is randomly inserted into the ring.

Scheideler [8] proves that: in PRG, when  $k=3$ , if the adversary could control no more than  $1/4$  of the total pebbles, then in any continuous sequence of  $\Theta(\log n)$  pebbles, white pebbles will win a majority over the black with high probability. When the network size is very large, the premise of this conditional statement is easy to satisfy. But in the practical application of the PRG algorithm, the adversary may try every means to interrupt the  $K$ -rotation rules by placing the attacking node to the position as she wishes. So there must be some ways to confirm the  $K$ -rotation rules to be carried out. To solve this problem, we propose an explicit CA to authenticate the  $K$ -rotation process, which guarantees that ID can not be forged and the legality of a node can be verified without CA's participation. Furthermore, to prevent the adversary from accumulating IDs, we use recent certificates to judge whether an ID has expired or not.

## Materials

Security needs to be considered at the beginning of the DHT algorithm's design. Castro [10] divides the security of DHT into four areas: security for allocation of node ID, security for maintaining the routing table, security for message forwarding, and security for data. Among them, security for allocation of node

ID is the foundation of others. To protect the security of DHT, Castro suggests that the node should pay for its ID or bind the ID to the identity in the real world, but this may limit the applications of DHT.

Sybil attack was first defined by Douceur [5]. As Douceur argues, if we cannot distinguish the identity of a remote node through an explicit or implicit CA, a large part of P2P system will be mastered by the adversary. Furthermore, for a system which relies on an implicit CA, we must be soberly aware how much security such an implicit CA can provide. For example, in IPv6 network, the adversary can easily acquire a lot of addresses, so an implicit CA which is bound to the IPv6 address can not provide sufficient security.

Yu et al. [11] proposes an algorithm called SybilGuard which makes use of the in-and-out degree of social relationship in the real world to distinguish the identity of a remote user. SybilGuard believes there exists a small cut between honest and adversary nodes, and Random-Walk algorithm is used to find this cut. SybilGuard algorithm is suitable for unstructured P2P networks.

In DHT algorithm, before joining DHT network, a node must know an online node in advance and then enter the network with its introduction. According to this bootstrap relations, nodes in the network make up a bootstrap tree. The closer is a node to the root, the higher probability is it to be honest. Danezis [12] takes advantage of this phenomenon and presents some methods to resist Sybil attack, which is more suitable to the hierarchical DHT network.

The consideration of Bazi et al. [13] is more fundamental. He studies how to distinguish the remote entities with network measurement. The lighthouses measure the remote entities, and there exists a lower limit in the measurement values according to the “triangle inequality”. Unfortunately this algorithm is still under development.

Rowaihy [14] tries to build a hierarchical adaptive node management system in the DHT network. In this system, if one leaf node wants to be promoted as a management node, i.e., the internal node of the tree, it must answer puzzles of all its child nodes. These puzzles will occupy a lot of computing resources, which increases the difficulty for the adversary to control other nodes. But at the same time it will waste a lot of computing resources.

Fireflies [15] is an interesting design. In Fireflies, network topology is made up with  $2t+1$  Chord rings, and each physical node joins  $2t+1$  networks simultaneously. The  $2t+1$  precedings of one node make up the arbiter set of this node, and accusation/rebuttal mechanism is introduced to regulate the behaviors of nodes.

Condie [16] presents a solution similar to PRG and Cuckoo rules. The algorithm adopts a random number generating server as CA, which generates random numbers periodically. The ID of every node is the function of a random number. After every period of time, node IDs will change. Therefore, the locations of the nodes randomly change. Since the node ID can not be predicted from the random number, the adversary can neither pre-select an ID nor accumulate IDs, so the honest and attacking nodes are uniformly mixed. The disadvantage of this solution is that it's not suitable in storage circumstance because the network is changed frequently.

Similar to PRG [8], Cuckoo [9] is designed with replacement operation. When a new node is joining, it will replace all nodes within the distance of  $c \log n/n$ . The replaced nodes then will be re-inserted into the network. Awerbuch and Scheideler have proved that under Cuckoo rules, the honest and the attacking nodes are evenly mixed with high probability. Compared to PRG,

Cuckoo rules also have the advantage of load balancing. We argue that the load balancing of DHT and Sybil attacks are two orthogonal issues, and other methods can be used to compensate the load balancing in PRG.

Based on PRG, Fiat [17] has imported the Byzantine protocol to handle the cheating of the adversary. Fiat can not only solve Sybil attack, but also is able to handle routing security and data security issues. However, the cost of this proposal is expensive. If it may be tolerable to afford the cost when nodes join the network, it is not affordable for every message to be verified by the arbiter set.

Similar to the design of Fiat, King [18] proposes a security algorithm based on Byzantine protocol and leader selection protocol. However, the cost limits its application.

## Methods

Without loss of generality, we choose Chord [1] as the DHT model in this paper, and apply PRG on it.

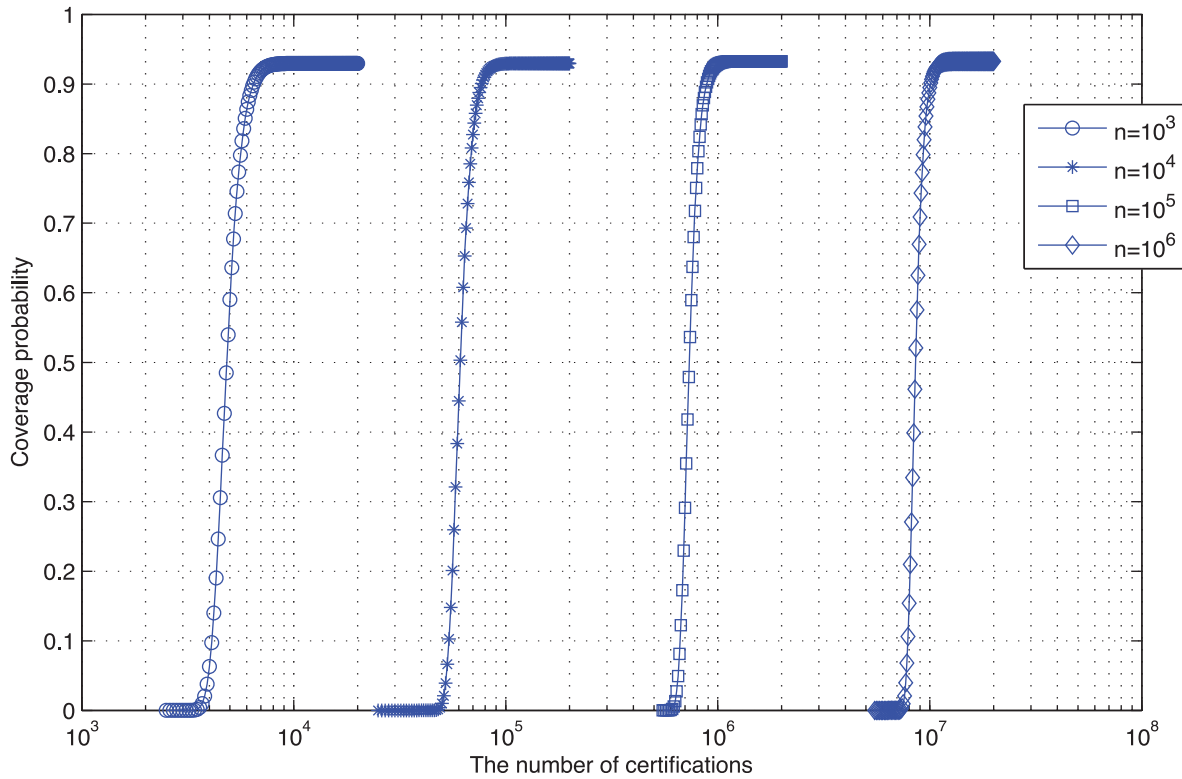
### ID generating scheme

To defend the Sybil attack, the first problem to handle is to provide a secure ID generation scheme. If the adversary is able to select any desired ID, then she can put the attacking node to the position as she wishes. So we must deprive her ability to select position in address space, or limit the address space from which she can select. The PRG algorithm makes all nodes to be mixed randomly, which eventually limits the space the adversary can select.

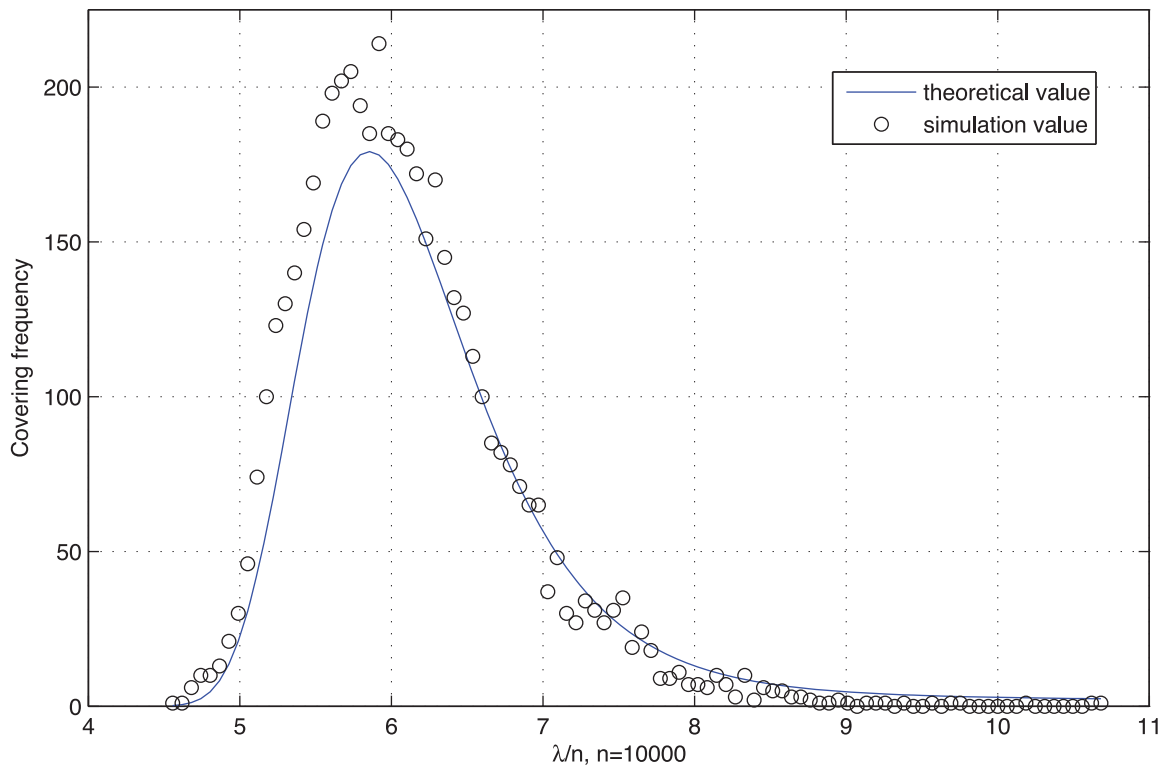
A secure ID generation scheme has several meanings. Firstly, the ID can not be forged. This is easy to understand. If the adversary can forge ID, which means she is able to arbitrarily select a random position, it will undermine the foundation of DHT security. Secondly, the ID should be verifiable, and it is actually another aspect of the former. For one node, how can we determine whether its ID is forged? We argue that the ID should be self-verified. Finally, the ID applied by the node should be constantly changing. If one node always receives the same ID, then the adversary can collect a lot of IDs by different identities, and choose one of them to put the attacking node to the position which she prefers. For example, the adversary can use different IPv6 addresses to register a lot of IDs, then selects a preferred position, which is called adaptive joining attack [9]. So we should restrict the adversary to select an ID in a constantly changing set.

Our ID generation scheme is to make use of an explicit CA. Assuming that every node has a pair of keys  $K^+$  and  $K^-$ ,  $K^+$  represents the public key, and  $K^-$  represents the private key. We define the cryptographic operation as  $E[x,k]$ , in which the plaintext  $x$  is encrypted into ciphertext by the key  $k$ . When a node  $p$  joins the network, it must apply a signature from the CA  $u$ . The signature is defined as  $sig(p) = E[K^+ || T, K^-(u)]$ , where  $K^+$  is the public key of  $p$ ,  $T$  is a timestamp,  $||$  represents the string concatenation operator, and  $K^-(u)$  is the private key of the CA  $u$ . The node ID is defined as the hash value of signature:  $id(p) = hash(sig(p))$ .

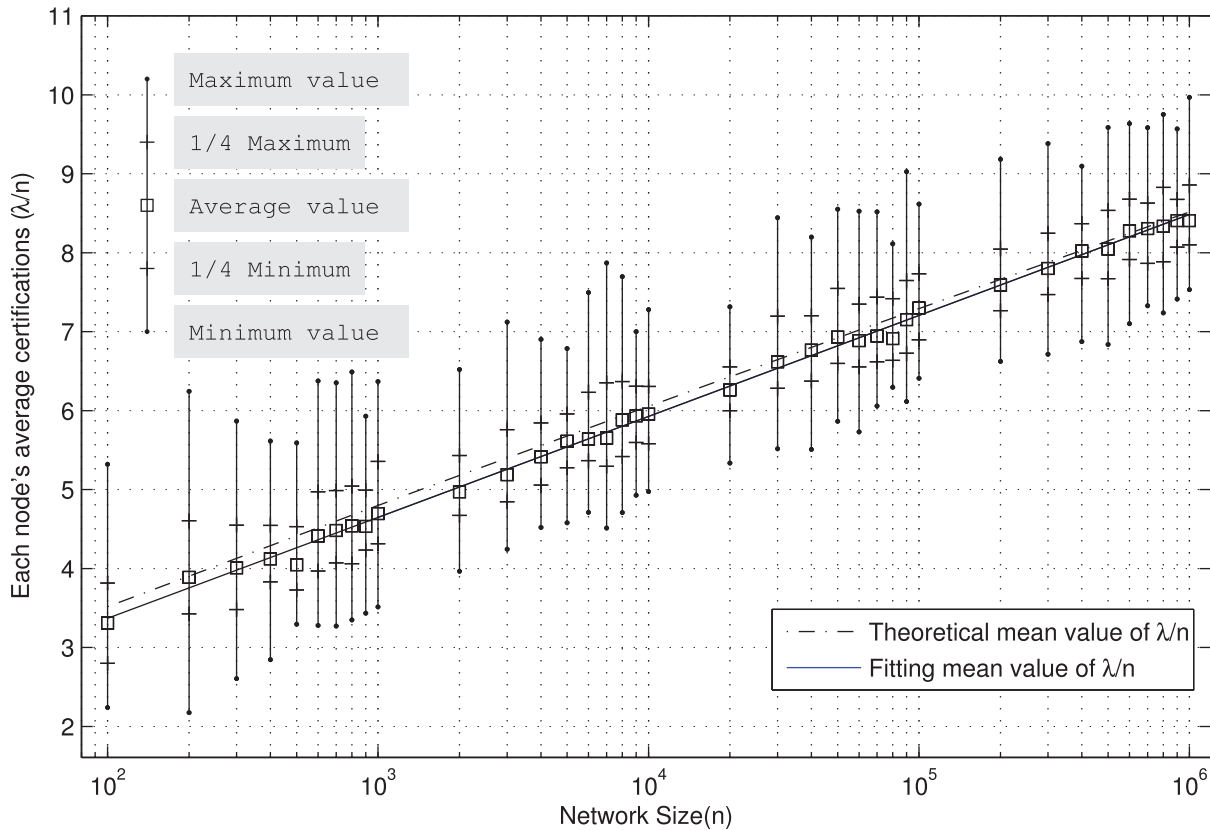
In this scheme, unless the private key of CA is intercepted, it is difficult to forge a node ID. All nodes can acquire  $K^+(u)$ , i.e., the public key of CA  $u$ , with some methods of out-of-band or Key exchange protocol (IKE). When a node  $p$  shows its signature, other nodes first use the public key  $K^+(u)$  of CA to verify the signature and then use the hash function to calculate the node ID. Finally, since the signature contains a timestamp, it will make the current signature of one node different from the past. So the adversary can not predicate the change of signature and ID.



**Figure 1. Under different network size, the probability changes with the increasing of  $\lambda$ .** By formula (17), where  $\tilde{\gamma} = -nW(-2\delta e^{-2\delta})$ ,  $\delta = \lambda/n$ , the Coverage Probability changes with the increasing of  $\lambda$  under different network size.  
doi:10.1371/journal.pone.0065460.g001



**Figure 2. With network size  $n = 10000$ , the probability distribution to cover the address space.** The theoretical probability distribution is calculated by formula (17) which is represented as a solid line, and the simulation result is pointed by little circles.  
doi:10.1371/journal.pone.0065460.g002



**Figure 3. In different network size, the average number of certifications  $\frac{\lambda}{n}$  every node saved.** The horizontal coordinate represents the network size, and the vertical coordinate is the average number of certifications saved on every node ( $\lambda/n$ ). For each network size  $n$ , the mean value, 1/4 maximum value, and 1/4 minimum value of 100 rounds tests are calculated.  
doi:10.1371/journal.pone.0065460.g003

### K-rotation joining algorithm

Based on secure ID generating scheme, we will apply the PRG algorithm in this subsection. The key to applying PRG is to enforce the K-rotation (Unless otherwise noted, we always assume  $K=3$  in this paper) rules. Byzantine protocol can handle it well, but due to its cost, we propose to use an explicit CA to carry out the K-rotation rules. When a node joins, CA not only provides the signature to the node but also grants a certificate to its K-rotation joining process. The certification records a complete K-rotation process. Only the signature and certification are legal, can the neighbors of the joining node accept it.

Assuming the process of K-rotation is as follows: in the first round, the new node  $a$  substitutes its direct successor  $b$ . In the second round, node  $b$  is granted to a new position  $b'$ , and  $b'$  will replace its direct successor  $c$ . In the third round, the node  $c$  is granted to a new position  $c'$ , and directly inserted into the new position  $c'$ . The certification of the former K-rotation is represented as below:

$$cert = E[sig(a)||sig(b)||sig(b')||sig(c)||sig(c')||T, K^-(u)] \quad (1)$$

where  $sig(a)$  is the signature of  $a$ ,  $sig(b)$  is the old signature of node  $b$ ,  $sig(b')$  is the new signature of node  $b$ , and  $T$  is the timestamp when the certification is created. Meanwhile, we define the neighbour of node in address space as  $[p - c \ln n, p + c \ln n]$ , where  $n$  represents the total number of online nodes. With this preparation, we describe the K-rotation joining algorithm as follows:

### Algorithm 1 the K-rotation Joining Algorithm.

Let  $a$  be a new node,  $u$  be CA.

- 1:  $a$  swaps public key with  $u$ , and requests to join the network;
- 2:  $u$  calculates the signature and ID of  $a$ , then finds the direct successor of  $a$ ;
- 3:  $u$  swaps public key with  $b$ , and calculates the new signature of  $b$  and new ID number  $b'$ ;
- 4:  $u$  finds the direct successor of  $b'$ ;
- 5:  $u$  swaps public key with  $c$ , calculates the new signature of  $c$  and the ID number  $c'$  and the K-rotation Joining Replacement certification;
- 6:  $u$  sends new signature and certification to  $a$ ,  $b$  and  $c$ ;

We assume that the communication between nodes firstly needs to exchange their public keys through IKE. The hash function is used to digest the content of subsequent messages, and the digest encrypted by the private key is pegging back in messages.

Algorithm 0 follows the K-rotation rule. After the Algorithm 0, the nodes ( $a$ ,  $b$ ,  $c$ ) gain new signatures and certifications. Neither old positions nor new positions of the nodes  $a, b, c$  can be predicted.

In the step 3 and 5 of algorithm 0, if the node  $b$  or  $c$  refuses to interact with the CA, i.e.  $u$ , CA will regard  $b$  or  $c$  as offline node, and let the next successor be the direct successor. With the help of the ID validation algorithm discussed later, the refusing nodes will be treated as illegal, and the remaining nodes will deport the refusing node from the network.

The steps which are vulnerable to be attacked are step 2 and 4, in which CA may probably not find the proper successor. To prevent this, CA can continuously ask the neighbors near  $a$  or  $b$  to verify the statements about successor. If CA finds some node lies, it can publish a new certificate to kick out the lying node.

### ID Validating Algorithm

After running Algorithm 0, the new joining node and replaced nodes gain new signatures and certifications. By now these nodes do not really appear in the network topology. Only after the Stabilize Protocol of Chord is run, can other nodes in the network set up connections with them.

Although the adversary can not forge signature and ID, she may still accumulate a lot of signatures and certifications with just one attacking node from the time being. Most of these accumulated IDs have been replaced in K-rotation. If the adversary uses these replaced IDs to join the network through the stabilize protocol, she can violate the K-rotation rules. So we must find a method to patch this hole.

If the neighbour nodes save all previous certifications, when the attacking node tries to join the network again by using the replaced ID, the neighbour nodes then can see through the adversary's attempts after looking up saved certifications, and patch this hole. But it is unrealistic to completely save all old certifications. Do there other ways exist, which can significantly reduce the number of certification needed to save?

Notice that in algorithm 0, the node replaced by node  $a$  is its direct successor  $b$ , so there are no online nodes existing in range  $(a,b]$ . Similarly, there are no online nodes existing in range  $(b',c]$ .  $(a,b]$  and  $(b',c]$  are called as replacement intervals in this paper. When the adversary wants to let a node  $e \in (a,b]$  join the network, then the node  $a$  and its neighbour nodes can use  $a$ 's saved certification to deduce whether  $e$  is an expired ID and refuse the joining request of  $e$ .

Based on this idea, in this paper, neighbour nodes save recent certifications to verify whether an ID is expired. The next problem is how many certifications need to be saved in the neighbour nodes? If the replacement intervals of recent certifications can completely cover the neighbour area  $[p - c \ln n, p + c \ln n]$ , then the older certifications are not necessary to be saved. Thus the minimum number of recent certifications saved by neighbour is to cover the complete neighbour range.

On each node, a database  $S$  is set up to save all recent certifications within neighbour range, and it is required that the replacement intervals of the recent certifications can completely cover the neighbour range. The algorithm 0 is running on nodes to verify whether an ID is expired.

**Algorithm 2** ID Validation algorithm.

Let  $S$  be the certification database,  $id$  be the node needed to be verified,  $cert$  is the certification of  $id$ .

- 1: If  $id$  is not in the neighbour range, return illegal;
- 2: If  $S$  contains a certification newer than  $cert$ , and  $id$  is fallen into the replacement interval of the certification, then the  $id$  is illegal;
- 3: Otherwise, accept  $id$  as legal, and insert  $cert$  into  $S$ .

In algorithm 0, first we need to check whether the id is within the neighbour range. If it is not, we mark it as an illegal  $id$ . If there is a certification in database  $S$  which covers this  $id$ , and the certification timestamp is newer than  $id$ , then mark this  $id$  illegal. The logical branch of step 3 in algorithm 0 contains: (1)  $cert$  is newer than any other certifications in  $S$ ; (2)  $id$  is not covered by  $S$ . The logical branch (1) corresponds to the new certification, while

(2) is probably because the certifications in database  $S$  can not completely cover the whole neighbour range.

Each node exchanges the database  $S$  periodically with its neighbours. If the timestamp of received certification is newer, the node inserts the certification into its local database  $S$ . If the replacement interval of the new inserted certification covers the replacement interval of the old ones, just delete the old one. Indeed, if one of the neighbour nodes is honest, the complete certification database can be inherited and propagated.

By using the ID validating algorithm with the Stabilize Protocol, we can verify whether a node is legal or not. We just neglect the request of illegal nodes, then the illegal nodes will be kicked out of the network.

### Discussion

In algorithm 0, we use the recent certifications saved in database  $S$  to verify whether an ID is legal. It is required that the replacement intervals of all certifications should cover the neighbour range. Compared with the method of storing all certifications, the certification number in algorithm 0 is much less. However, if the number of certifications needed to save is still large, then the applying scheme of PRG proposed in this paper is still unpractical. In this section, we will analyze this problem.

We use another presentation to describe the considered problem: how many certifications are needed to completely cover the network address space? If the replacement interval is treated as segments, the problem is converted into a circle covering problem. Feller [19] has made an excellent summary on how to use equal-length segments to cover a circle. But not completely in accordance with what Feller describes, the length of covering segments is variable. Fortunately, there are many mathematicians trying to solve how to use random-length segments to cover a circle. Siegel [20] and Domb [21] use different methods to solve this problem. In this paper, we use Domb's method.

First we give Domb's conclusion. Assuming  $P(l)$  is the probability for a circular arc with length  $l$  to be covered, we define the initial probability as  $P_0(l)$ , which represents the probability of that the starting point of a covering segment is fallen ahead one circle arc and the arc is covered. Meanwhile we introduce the intermediate function  $v(l)$ , which is defined as (7). And let the PDF of covering segments be  $u(l)$ . According to Domb [21], the probability that the circle is covered by random segments is:

$$P(l) = \int_0^l v(x)P(l-x)dx + P_0(l) \tag{2}$$

Since  $P(l)$  in (2) is a convolution, we then transform formula (2) by using Laplace's transformation and we get:

$$P(s) = \frac{P_0(s)}{1 - V(s)} \tag{3}$$

In the following, we will apply formula(2) and formula(3) to solve our problem. First we introduce two lemmas. Limited to the length of paragraph, we omit the proof of them.

### Two Lemmas

In a unit circle whose circumference length is 1, we randomly insert  $\alpha$  nodes. The probability of the number of nodes that

appears on one arc and the interval between nodes obey the following distributions:

**lemma 1** *If nodes randomly select ID in address space, then the node interval obeys negative exponential distribution,  $P(l) = 1 - e^{-\lambda l}$ .*

**lemma 2** *If nodes randomly select ID in address space, then the number of nodes appearing in an arc obeys the Poisson distribution,  $P(k) = \frac{(\lambda l)^k}{k!} e^{-\lambda l}$ .*

According to lemma 1, the length of the replacement interval is a random variable, which obeys the negative exponential distribution with parameter  $n$ , where  $n$  is the network size. Thus the PDF and CDF of the replacement interval are respectively  $u(l) = ne^{-nl}$  and  $U(l) = 1 - e^{-nl}$ . Let the number of total covering segments be  $\lambda$ , and the clockwise direction be positive. According to lemma 1, the starting location of every covering segment obeys the negative exponential distribution with parameter  $\lambda$ .

**The Initial Distribution**

By lemma 2, we get the initial distribution  $P_0(l)$ :

$$P_0(l) = \int_0^{1-l} e^{-\lambda(l+x)} \lambda dx \int_{l+x}^1 u(y) dy \tag{4}$$

In formula(4),  $e^{-\lambda(l+x)}$  represents that there are no starting points of covering segments in  $(l+x)$ , and  $\lambda dx$  represents there is one starting point of covering segments appearing on the differential element  $dx$ , while  $\int_{l+x}^1 u(y) dy$  represents all covering segments whose length exceeds  $(l+x)$ . Since the covering segments distribute in the interval  $[0,1)$ , the integral limit of  $x$  is from 0 to  $(1-l)$ . The formula (4) can be reduced as:

$$P_0(l) = \frac{\lambda}{\lambda+n} e^{-(\lambda+n)l} - e^{-(\lambda+n)l} + \frac{n}{\lambda+n} e^{-(\lambda+n)l} \tag{5}$$

According to formula(5), when  $l \rightarrow \infty$ ,  $P_0(l)$  converges to  $\frac{n}{\lambda+n} e^{-(\lambda+n)l}$ . Using Laplace's transformation on  $P_0(l)$  with  $0 < l \leq 1$ , we get:

$$P_0(s) = \frac{\lambda(1 - e^{-(s+\lambda+n)})}{(s+\lambda+n)(\lambda+n)} - \frac{e^{-n} - e^{-(s+\lambda+n)}}{s+\lambda} + \frac{n(e^{-(\lambda+n)} - e^{-(s+\lambda+n)})}{(\lambda+n)s} \tag{6}$$

**Intermediate Function**

According to Domb [21], the intermediate function  $v(l)$  is defined as:

$$v(l) = \lambda e^{-\lambda l} [1 - U(l)] e^{\lambda \int_0^l U(x) dx} \tag{7}$$

Substitute it into the CDF  $U(l)$  of covering segments:

$$v(l) = \lambda e^{-nl - \frac{\lambda}{n} + \frac{\lambda}{n} e^{-nl}} \tag{8}$$

Make Laplace's transformation on  $v(l)$

$$V(s) = \int_0^\infty e^{-sl} \lambda e^{-nl - \frac{\lambda}{n} + \frac{\lambda}{n} e^{-nl}} dl = \lambda e^{-\frac{\lambda}{n}} \int_0^\infty e^{-(s+n)l} e^{\frac{\lambda}{n} e^{-nl}} dl \tag{9}$$

According to formula (9),  $V(s)$  exists. Since the solution of  $1 - V(s) = 0$  is the pole of (3), and the position of pole can directly affect the time-domain properties, we must have detailed understanding of  $V(s)$ .

Limited to the length of this paper, we omit the detailed analysis on  $V(s)$ . After analysis,  $1 - V(s) = 0$  only has solutions in the real axis. While  $s \in \mathbb{R}$ ,  $V(s)$  is a monotone decreasing function.  $V(0) = 1 - e^{-\frac{\lambda}{n}}$ ,  $0 < V(0) < 1$ ; When  $s \rightarrow \infty$ , then  $V(s) \rightarrow 0$ ; Thus the solution of  $1 - V(s) = 0$  is on negative real axis. Assume the solution is  $-\gamma$ .

**Covering Probability**

Plugging the formula (6) and (9) into formula (3), we get:

$$P(s) = \frac{\frac{\lambda(1 - e^{-(s+\lambda+n)})}{(s+\lambda+n)(\lambda+n)} - \frac{e^{-n}(1 - e^{-(s+\lambda)})}{s+\lambda} + \frac{ne^{-(\lambda+n)}(1 - e^{-s})}{(\lambda+n)s}}{1 - \lambda e^{-\frac{\lambda}{n}} \int_0^\infty e^{-(s+n)l} e^{\frac{\lambda}{n} e^{-nl}} dl} \tag{10}$$

In case of the complex form of formula(10), here we just consider its asymptotic solution. For a Laplace transformation, its pole position decides the time-domain transition process. In formula (10), there are four possible positions for pole:  $-\lambda$ ,  $-\lambda - n$ ,  $0$ ,  $-\gamma$ . Since  $n$  is the network size,  $\lambda$  is the number of covering segments, thus  $\lambda > n$ . In the formula (10), the coefficients of pole  $-\lambda$  and  $0$  are both very little and these two poles can be neglected. Thus:

$$P(s) \approx \frac{\frac{\lambda(1 - e^{-(s+\lambda+n)})}{(s+\lambda+n)(\lambda+n)}}{1 - \lambda e^{-\frac{\lambda}{n}} \int_0^\infty e^{-(s+n)l} e^{\frac{\lambda}{n} e^{-nl}} dl} \tag{11}$$

In order to further solve the asymptotic value of (11), using Domb's conclusion: when  $l \gg 1/n$ , where  $1/n$  is the average value of covering segments,  $V(s)$  is asymptotically equal to the intermediate function by using equal segments  $1/n$  to cover the circle. This asymptotic intermediate function is [21]:

$$\tilde{V}(s) = \frac{\lambda}{s+\lambda} (1 - e^{-\frac{s+\lambda}{n}}) \tag{12}$$

When  $s + \lambda e^{-\frac{s+\lambda}{n}} = 0$ , where  $s \in \mathbb{R}$ , let the solution be  $\tilde{\gamma}$ , where  $\tilde{\gamma} = -nW(-\frac{\lambda}{n} e^{-\frac{\lambda}{n}})$ , and  $W(x) = xe^x$  is the Lambert-W function [22].

$$P(s) \approx \frac{\lambda(s+\lambda)(1 - e^{-(s+\lambda+n)})}{(\lambda+n)(s+\lambda+n)(s+\tilde{\gamma})} \tag{13}$$

Expand the formula (13), and we get:

$$P(s) \approx \frac{\lambda(s+\lambda)}{(\lambda+n)(s+\lambda+n)(s+\tilde{\gamma})} = \frac{\lambda}{\lambda+n} \frac{A}{s+\lambda+n} + \frac{B}{s+\tilde{\gamma}}(1-e^{-(s+\lambda+n)}) \quad (14)$$

$$A = \frac{n}{\lambda+n-\tilde{\gamma}}, B = \frac{\lambda-\tilde{\gamma}}{\lambda+n-\tilde{\gamma}}$$

Make Laplace Inversion Transformation on formula (14), and we get:

$$P(l) \approx \frac{\lambda}{\lambda+n} A e^{-(\lambda+n)l} + B e^{-\tilde{\gamma}l} - \frac{\lambda}{\lambda+n} e^{-(\lambda+n)l} A e^{-(\lambda+n)(l-1)} + B e^{-\tilde{\gamma}(l-1)} \quad (15)$$

In the above formula, when  $l \rightarrow 1$ , all others items can be ignored. Thus:

$$P(l) \approx \frac{\lambda(\lambda-\tilde{\gamma})}{(\lambda+n)(\lambda+n-\tilde{\gamma})} e^{-\tilde{\gamma}l} \quad (16)$$

Formula (17) is the probability when  $l \gg 1/n$  and the circle with length  $l$  is covered. The problem this paper needs to consider is the probability when the unit circle is covered, thus  $(l=1) \gg 1/n$ . And in algorithm 0, every time when a new node joins the network, a certification will be generated, and each certification contains two replacement intervals, thus  $\lambda$  should be multiplied by 2. If let  $\delta = \lambda/n$ , we finally get:

$$P(1) \approx \frac{4\delta^2}{(2\delta+1)^2} e^{-\tilde{\gamma}} \quad (17)$$

where  $\tilde{\gamma} = -nW(-2\delta e^{-2\delta})$

When the probability of formula(17) is 0.5,  $4\delta^2 \approx (2\delta+1)^2$ . Solving the formula  $e^{-nW(-2\delta e^{-2\delta})} = 0.5$ , then we get:

$$\delta \approx -\frac{1}{2} \text{Re}(W(\frac{0.6931}{n} e^{\frac{0.6931}{n}})) \quad (18)$$

where  $\text{Re}()$  represents getting the real part, and the Lambert-W function gets the  $-1$  side. Since  $W(x) \approx \ln x - \ln \ln x$  [22], we get:

$$\delta \approx 0.1833 + 1.1513 * \lg n \quad (19)$$

Because every node needs to save the certifications of neighbours, according to the formular (19), we have the following theorem:

**theorem 3** *In the scheme of this paper, the certification number saved on nodes asymptotically is  $O(\log^2 n)$ .*

By formula (17), when  $n = 10^3, 10^4, 10^5, 10^6$ , the probability with  $\lambda$  changes, as shown in Figure 1. In Figure 1, we can observe that 1) The  $\lambda/n$  value of every curve is not large. When  $n = 10^6$ , the

$\lambda/n$  value is the largest, a little larger than 10; while  $\lambda/n$  represents the average number of certifications in every node. 2) In a network with size  $n$ , the probability to completely cover the address space increases to 0.9 in the narrow  $\lambda$ , which indicates that the capacity of the certification database  $S$  is changing in a narrow range. 3) The intervals of these four curves are almost the same in logarithmic coordinate, which indicates that with the network-size  $n$  increasing, the increasing amount of  $\lambda$  is almost proportion to  $\lg n$ . By (19), it is well explained.

With the above analysis, the average capacity of certification database  $S$  is not large. For a certain network size,  $S$  is changing in a very narrow range. Considering that every node should keep the certifications of neighbour nodes, the capacity of  $S$  is  $O(\log^2 n)$ .

## Results

We use simulation tests to verify our analysis in this section. In the simulations, we select 32-bit unsigned number as the ID space, and use SHA1 algorithm to generate the random number. At the beginning of the simulation, first we generate  $n$  numbers of ID and let them join the network. After an experiment begins, we keep generating nodes and let them join the network, and we randomly choose an online node to make it leave the network, until all space is covered.

Some caution is needed to be taken here. At the time to select a random node to exit the network, we can not first generate a random ID and let the successor of the ID leave. The nodes chosen like this can not guarantee the uniform distribution [23].

From the results of 5000-time experiments, the range of  $\lambda/n$  is within [4,11], and this range is not large, which indicates that in a network with  $n = 10000$ , the average number of certification ( $\lambda/n$ ) to cover the address space is within range  $[8c \ln n, 22c \ln n]$ . The cost is acceptable.

## The Distribution of $\lambda/n$

In this test, we try to verify whether the analysis on the probability distribution is correct. To do this, we count the frequency of the certifications  $\lambda$  to completely cover the whole address space. Select network size  $n = 10000$ , and take 5000 rounds tests and then collect the distribution condition of  $\lambda/n$ . The test result is shown in Figure 2. The horizontal coordinate is  $\lambda/n$ , and the vertical coordinate is frequency.

In Figure 2, the theoretical probability distribution is calculated by (17) which is represented as a solid line, and the simulation result is pointed by little circles. Observing the Figure 2, we can see that the simulation result and the theoretical result match well, which indicates that although the distribution function of  $\lambda/n$  is asymptotic, the asymptotic loss is little. So it is acceptable to make use of (17) to calculate the mean value  $\bar{\Lambda}$ , i.e., the capacity of the certification database.

## The Number of Certifications in Different Network Size

In this subsection, we test the number of certifications to cover the whole address space in different network size. We use different network size to do the tests, from  $n = 100$  to  $n = 1000000$ . For each network size, we take 100 times tests.

The test results are shown in Figure 3. The horizontal coordinate represents the network size, while the vertical coordinate is the average number of certifications saved on every node ( $\lambda/n$ ). For each size  $n$ , we calculate the mean value, 1/4 maximum value, and 1/4 minimum value of 100 rounds tests.

Observing the Figure 3, with the increase of network size, the average number of certifications to save on each node is increasing too. And the average value of  $\lambda/n$  shows to be a linear growth

under the logarithmic coordinate  $n$ . We fit the average curve of  $\lambda/n$  with the least squares.

$$\frac{\lambda}{n} = 1.2792 * \lg n + 0.8103 \quad (20)$$

The linear fitting on  $\lambda/n$  is very close to the mean value. Compared (19) with (20), we can find that the difference between the coefficient of  $\lg n$  is quite small. And in Figure 3, the theoretical mean curve calculated by (19) is very similar to the curve by (20).

## Conclusions

In an open DHT network, it is difficult to defend the Sybil attack. The PRG algorithm requires that the number of nodes under the adversary's control can not exceed 1/4 of totals. This condition can be easily satisfied when the DHT network size is very large. But how to carry out the K-rotation rules without being interrupted is a barrier to apply PRG.

Since the cost of the Byzantine algorithm is expensive, we propose to use an explicit CA to handle this problem. CA is used to send signatures and certifications to the joining nodes, which

can guarantee that ID is verifiable and can not be forged. The certification records a complete K-rotation joining process, and it is the credential of nodes to enter the network. In order to prevent the adversary from using the expired IDs to join the network by Stabilize Protocol, we propose to make use of the replacement intervals of certifications to verify whether an ID is overdue. This ID validating algorithm requires that the saved certifications can completely cover the whole neighbour range, and the key problem is how many certifications are suitable. In this paper, we convert this key problem to covering a circle by random segments. We analyze the covering problem in details, and derive an asymptotic solution to it. The analysis and simulations show that the average number of certifications to be saved on each node is small, which is  $O(\log^2 n)$ , and indicates the scheme proposed in this paper is applicable.

## Author Contributions

Conceived and designed the experiments: LR. Performed the experiments: YD. Analyzed the data: LR. Contributed reagents/materials/analysis tools: LR. Wrote the paper: XN.

## References

1. Stoica I, Morris R, Liben-Nowell D, Karger D, Kaashoek M, et al. (2003) Chord: a scalable peer-to-peer lookup protocol for internet applications. *Networking, IEEE/ACM Transactions on* 11: 17–32.
2. Rowstron A, Druschel P (2001) Pastry: Scalable, decentralized object location, and routing for large-scale peer-to-peer systems. In: Guerraoui R, editor, *Middleware 2001*, Springer Berlin Heidelberg, volume 2218 of *Lecture Notes in Computer Science*. 329–350.
3. Zhao B, Kubiatowicz J, Joseph A (2001) Tapestry: An infrastructure for fault-tolerant wide-area location and routing. *Computer Science*.
4. Ratnasamy S, Francis P, Handley M, Karp R, Shenker S (2001) A scalable content-addressable network. In: *Proceedings of the 2001 conference on Applications, technologies, architectures, and protocols for computer communications*. New York, NY, USA: ACM, SIGCOMM '01, 161–172.
5. Douceur J (2002) The sybil attack. In: Druschel P, Kaashoek F, Rowstron A, editors, *Peer-to-Peer Systems*, Springer Berlin/Heidelberg, volume 2429 of *Lecture Notes in Computer Science*. 251–260.
6. Dabek F, Kaashoek MF, Karger D, Morris R, Stoica I (2001) Wide-area cooperative storage with cfs. In: *Proceedings of the eighteenth ACM symposium on Operating systems principles*. New York, NY, USA: ACM, SOSP '01, 202–215.
7. Lefebvre KR (2000) The added value of embassy in the digital world. Technical report, Wave Systems Corp.
8. Scheideler C (2005) How to spread adversarial nodes? rotate! In: *Proceedings of the thirtyseventh annual ACM symposium on Theory of computing*. New York, NY, USA: ACM, STOC '05, 704–713.
9. Awerbuch B, Scheideler C (2009) Towards a scalable and robust dht. *Theory of Computing Systems* 45: 234–260.
10. Castro M, Druschel P, Ganesh A, Rowstron A, Wallach DS (2002) Secure routing for structured peer-to-peer overlay networks. *SIGOPS Oper Syst Rev* 36: 299–314.
11. Yu H, Kaminsky M, Gibbons PB, Flaxman A (2006) Sybilguard: defending against sybil attacks via social networks. In: *Proceedings of the 2006 conference on Applications, technologies, architectures, and protocols for computer communications*. New York, NY, USA: ACM, SIGCOMM '06, 267–278.
12. Danezis G, Lesniewski-Laas C, Kaashoek M, Anderson R (2005) Sybil-resistant dht routing. In: di Vimercati S, Syverson P, Gollmann D, editors, *Computer Security C ESORICS 2005*, Springer Berlin/Heidelberg, volume 3679 of *Lecture Notes in Computer Science*. 305–318.
13. Bazzi R, Konjevod G (2007) On the establishment of distinct identities in overlay networks. *Distributed Computing* 19: 267–287.
14. Rowaihy H, Enck W, McDaniel P, La Porta T (2007) Limiting sybil attacks in structured p2p networks. In: *INFOCOM 2007*. 26th IEEE International Conference on Computer Communications. IEEE. 2596–2600.
15. Johansen H, Allavena A, van Renesse R (2006) Fireflies: scalable support for intrusion-tolerant network overlays. In: *Proceedings of the 1st ACM SIGOPS/EuroSys European Conference on Computer Systems 2006*. New York, NY, USA: ACM, EuroSys' 06, 3–13.
16. Condie T, Kacholia V, Sankararaman S, Hellerstein J, Maniatis P (2006) Induced churn as shelter from routing-table poisoning. In: *In Proc. 13th Annual Network and Distributed System Security Symposium (NDSS)*.
17. Fiat A, Saia J, Young M (2005) Making chord robust to byzantine attacks. In: Brodal G, Leonardi S, editors, *Algorithms C ESA 2005*, Springer Berlin/Heidelberg, volume 3669 of *Lecture Notes in Computer Science*. 803–814.
18. King V, Saia J, Sanwalani V, Vee E (2006) Towards secure and scalable computation in peer-to-peer networks. In: *Foundations of Computer Science, 2006. FOCS '06*. 47th Annual IEEE Symposium on. 87–98.
19. Grubbs FE (1967) An introduction to probability theory and its applications. *Technometrics* 9: 342–342.
20. FSiegel A, Holst L (1982) Covering the circle with random arcs of random sizes. *Journal of Applied Probability* 19: 373–381.
21. Domb C (1989) Covering by random intervals and one-dimensional continuum percolation. *Journal of Statistical Physics* 55: 441–460.
22. Corless R, Gonnet G, Hare D, Jeffrey D, Knuth D (1996) On the lambertw function. *Advances in Computational mathematics* 5: 329–359.
23. King V, Lewis S, Saia J, Young M (2007) Choosing a random peer in chord. *Algorithmica* 49: 147–169.