


 Cite this: *RSC Adv.*, 2024, 14, 17091

Superalkali nature of the Si_9M_5 ($\text{M} = \text{Li}, \text{Na}, \text{and K}$) Zintl clusters: a theoretical study on electronic structure and dynamic nonlinear optical properties†

 Atazaz Ahsin,^{†ae} Aamna Qamar,^{†be} S. Muthu,^{id c} V. Vetrivelan,^d Jianwei Cao ^{id}*^a and Wensheng Bian ^{id}*^{ae}

Zintl clusters have attracted widespread attention because of their intriguing bonding and unusual physical properties. We explore the Si_9 and Si_9M_5 (where $\text{M} = \text{Li}, \text{Na}, \text{and K}$) Zintl clusters using the density functional theory combined with other methods. The exothermic nature of the Si_9M_5 cluster formation is disclosed, and the interactions of alkali metals with pristine Si_9 are shown to be noncovalent. The reduced density gradient analysis is performed, in which increased van der Waals interactions are observed with the enlargement of the size of alkali metals. The influence of the implicit solvent model is considered, where the hyperpolarizability (β_o) in the solvent is found to be about 83 times larger than that in the gas phase for Si_9K_5 . The frequency-dependent nonlinear optical (NLO) response for the dc-Kerr effect is observed up to 1.3×10^{11} au, indicating an excellent change in refractive index by an externally applied electric field. In addition, natural bonding orbitals obtained from the second-order perturbation analysis show the charge transfer with the donor–acceptor orbitals. Electron localization function and localized orbital locator analyses are also performed to better understand the bonding electrons in designed clusters. The studied Zintl clusters demonstrate the superalkali character in addition to their remarkable optical and nonlinear optical properties.

 Received 29th March 2024
 Accepted 21st May 2024

DOI: 10.1039/d4ra02396j

rsc.li/rsc-advances

1 Introduction

Designing novel materials with excellent nonlinear optical (NLO) properties has gained significant interest in the last three decades because of their potential applications in various optical and electrical devices.^{1–4} As a prerequisite for nonlinear media, materials must be in noncentrosymmetric structures in order to generate effective non-equilibrium spontaneous electron polarization.⁵ Literature reveals that not only the hyperpolarizability but also third-rank NLO responses are equally contributing to achieving modern-day optical technologies such

as optical data storage, optical communication, biological imaging, and signal processing.^{6–8} For obtaining exceptional NLO features in molecule systems, numerous techniques have been proposed in the literature, such as utilizing the push–pull mechanism,⁹ creating the metal–organic framework,¹⁰ introducing diradical character in the conjugated system,¹¹ designing multidecker sandwich complexes,¹² and induction of excess electrons in molecules.¹³

Since Dye *et al.* carried out an innovative study of excess electron compounds based on cryptand and crown ether,¹⁴ the significant impact of excess electrons on the hyperpolarizability of molecules and clusters gives rise to new prospects for designing and exploring high-performance NLO materials.¹⁵ Almost two decades ago, Li *et al.* first reported the NLO properties of systems with excess electrons and uncovered the pivotal role of loosely bound electrons in amplifying the first hyperpolarizability (β_o).¹⁶ Up until now, several molecular systems that exhibited the nature of excess electrons have been designed for optical and optoelectronic applications.^{17–19} The role of excess electrons in triggering the hyperpolarizability response has been revealed, and these electrons remarkably reduce excitation energies (transition energies), which would result in rapid excitation of electrons to virtual orbitals.¹³ The theory is evident that excitation energy (ΔE) has an inverse

^aBeijing National Laboratory for Molecular Sciences, Institute of Chemistry, Chinese Academy of Sciences, Beijing 100190, China. E-mail: caojw@iccas.ac.cn; bian@iccas.ac.cn

^bBeijing National Laboratory for Molecular Sciences, State Key Laboratory of Polymer Physics and Chemistry, Chinese Academy of Sciences, Beijing 100190, China

^cDepartment of Physics, Arignar Anna Government Arts College, Cheyyar 604407, Tamil Nadu, India

^dDepartment of Physics, Government College of Engineering, Srirangam, Thiruchirappalli 620012, Tamil Nadu, India

^eSchool of Chemical Sciences, University of Chinese Academy of Sciences, Beijing 100049, China

† Electronic supplementary information (ESI) available. See DOI: <https://doi.org/10.1039/d4ra02396j>

‡ The authors contributed equally to this work.



relation with β_0 of molecules from the conventional two-level model.²⁰

In the development of excess electron molecules, alkali-like superatom clusters are frontline and emerging as building blocks for constructing the three-dimensional periodic table.^{21,22} As an intriguing subset of the superatom family, superalkalis has characteristics similar to the alkali metals.²³ Generally, the superalkali nature of clusters is usually described by their reduced ionization potential (IPs) as compared to alkali metals (3.9–5.4 eV).²⁴ A series of experiments on molecular species as superalkali clusters were reported such as XLi_2 ($\text{X} = \text{F}, \text{Cl}, \text{Br}, \text{and I}$),²⁵ OM_3 ($\text{M} = \text{Li}, \text{Na}, \text{and K}$),²⁶ NLi_4 ,²⁷ BLi_n ($n = 1-7$)²⁸ and a variety of superalkali cluster were designed theoretically, such as bimetallic, uninuclear, and polynuclear ones.²⁹⁻³¹ Very recently, Ayub *et al.* reported the superalkali (Li_3O) and alkali metals doped crown ether complexes $\text{Li}_3\text{O}[12\text{-crown-4}]$ for optoelectronic properties,³² where dynamic third-order Kerr effect increased up to 2.75×10^{12} au. The alkali anion (superalkalide nature) and reduced excitation energy were observed for these complexes. Likewise, a class of bimetallic superalkali clusters was investigated for dynamic NLO properties, where a substantial hyperpolarizability value was assigned to the presence of excess electrons. Likewise, M_2OCN and oxacarbon ($\text{C}_3\text{X}_3\text{Y}_3$) superalkali clusters show tremendously enhanced NLO properties owing to the nature of excess electrons.³³⁻³⁵ The exceptional charge transfer from superalkali clusters to complexant and their superior reducing properties make them ideal candidates for constructing high-performance molecular NLO materials. The prospective applications can be seen in the synthesis of unusual charge-transfer salts (supersalts), cluster-assembled nanomaterial in the reduction of carbon dioxide as storage materials, and noble-gas-trapping hosts.^{23,36}

Since the discovery by Eduard Zintl in 1930, groups 14, 15, and Zintl superatom clusters have drawn much curiosity and have been considered as potential antecedents for material design.³⁷ It is also suggested that Zintl clusters can be connected *via* transition metal, alkali metal, non-metal atoms, or organic linkers to construct nanonetworks or materials with novel and tunable electronic properties. As far as we know, the study of the Zintl clusters based on Si-atom is very limited. Very recently, Zintl clusters $[\text{Si}_9\text{R}_2]^{2-}$ and $[\text{Si}_9\text{R}_3]^-$ [$\text{R} = \text{SiH}(\text{tBu})_2, \text{SnCy}_3, \text{Si}(\text{TMS})_3$] have been synthesized experimentally.³⁸ Later, Sinha *et al.*³⁹ investigated the superhalogens nature of Si_9R_3 clusters theoretically, in which Zintl anion (Si_9^{2-}) is functionalized with electronegative ligands such as $-\text{CF}_3, -\text{CN}, -\text{BO}, \text{and } -\text{NO}_2$.

The present study mainly focuses on exploring superalkali and excess electron nature through noncovalent interactions of 1st group metals with pure Si_9 cluster. In the designed clusters Si_9M_5 ($\text{M} = \text{Li}, \text{Na}, \text{and K}$), loosely bound alkali electrons are actively transferring charge and are crucial for activating the NLO of responses. In addition, van der Waals (vdW) interaction is very important in numerous chemical processes,⁴⁰⁻⁴⁴ and its role in the formation and properties of clusters is of great interest. The present work also uncovers the nature and magnitude of vdW forces in tuning the optoelectronic properties in the designed clusters. This paper is organized as follows. The computational details are given in Section 2. The results are

presented and discussed in Section 3. Finally, a brief conclusion is given in Section 4.

2 Methods and computational details

For the designed Si_9M_5 ($\text{M} = \text{Li}, \text{Na}, \text{and K}$) clusters, *ab initio* molecular dynamics (AIMD) simulations were performed using the ORCA 5.0 package,⁴⁵ and other quantum chemical simulations were performed by Gaussian 16.⁴⁶ To make the results reliable, the method and basis set should be chosen carefully.⁴⁷⁻⁵¹ The initial-guess structure for the pure Si_9 cluster is obtained from literature, and the present geometry of Si_9 is in good consistent with those reported in literature,⁵² which justifies that it is a global minimum. As for Si_9M_5 , considering that the geometry of Si_9 is not altered or distorted greatly during the adsorption of alkali metals by vdW interactions, we performed initial optimization in dozens of designed initial-guess structures, and then find the structure that has lowest potential energy. Our AIMD calculations justify that the present structures are the global minima, and it should be noted that a global optimization procedure⁵³⁻⁵⁶ would have better efficiency in searching global minimum on a potential energy surface (PES). Initial optimization is carried out using the B3LYP/6-31G level of theory. The stable molecular geometries were reoptimized, and the final optimization and the following entire electronic and NLO properties were computed using the $\omega\text{b97xd/def2-qzvp}$ level. Infrared and Raman frequencies are also computed using the same method. The thermodynamic stability of studied clusters was validated *via* binding energy (cohesive energy) per atom, which can be expressed as:

$$E_{\text{B}} = [E_{\text{Si}_9\text{M}_5} - E(X)]/n \quad (1)$$

where $E_{\text{Si}_9\text{M}_5}$ is the total electronic energy of the cluster, $E(X)$ is the sum of the energy of isolated atoms (silicon and alkali metals) in a cluster, and n is the total number of atoms. To investigate geometry fluctuation and thermal stability of the pristine Si_9 and Si_9M_5 , AIMD simulations at the B3LYP-D3/def2-SVP were performed, with 3500 geometries calculated at 300 K with a time step of 1.0 femtoseconds.⁵⁷

Superalkali nature and reactivity were identified and illustrated through global reactivity parameters. Frontier molecular orbital (FMO) and natural population analysis (NPA) were chosen to get the orbital energies and charge transfer in Si_9M_5 . A second-order Fock matrix study using the NBO tool was considered for the donor-acceptor atoms and type of electronic transition. The reactivity and topological properties were further examined using molecular electrostatic potential (MESP). The bonding nature of alkali metals to Si-atoms and vdW interactions were outlined through the quantum theory of atom in molecules (QTAIM) and noncovalent interaction (NCI) study. Additionally, the electron localization function (ELF) and localized orbital locator (LOL) analyses were performed to determine the nature of bonding (localized) and delocalized (lone pair) electrons within clusters. The chemical potential (μ) and electronegativity can be calculated using the equation:

$$\mu = -(\text{IP} + \text{EA})/2 \quad (2)$$

where IP and EA are ionization potential and electron affinity, respectively, which are obtained from Koopman's theorem. The negative of chemical potential is considered as electronegativity of clusters.

For the optical and NLO characteristics, dipole moment (μ_o), polarizability (α_o), first-order hyperpolarizability (β_o), and static second hyperpolarizability (γ_o) were calculated with the help of the following equations:

$$\mu_o = (\mu_x^2 + \mu_y^2 + \mu_z^2)^{1/2} \quad (3)$$

$$\alpha_o = 1/3(\alpha_{xx} + \alpha_{yy} + \alpha_{zz}) \quad (4)$$

$$\beta_o = \sqrt{\beta_x^2 + \beta_y^2 + \beta_z^2} \quad (5)$$

where

$$\beta_x = \beta_{xxx} + \beta_{xyy} + \beta_{xzz}, \beta_y = \beta_{yyy} + \beta_{yzz} + \beta_{yxx} \text{ and } \beta_z = \beta_{zzz} + \beta_{zxx} + \beta_{zyy}, \quad (6)$$

$$\langle \gamma \rangle = 1/5(\gamma_{xxxx} + \gamma_{yyyy} + \gamma_{zzzz} + \gamma_{xxyy} + \gamma_{xxzz} + \gamma_{yyxx} + \gamma_{yyzz} + \gamma_{zzxx}) \quad (7)$$

here, β_{ijk} ($i, j, k = \{x, y, z\}$) is the tensor component of β_o , γ_{ijkl} ($i, j, k, l = \{x, y, z\}$) is the tensor component of second hyperpolarizability (γ_o). The second hyperpolarizability (γ) is fourth rank tensor of $3 \times 3 \times 3 \times 3$ form which exhibit both static and dynamic nature.

Furthermore, the density of states (DOS) spectral study was carried out to get a comprehensible picture of orbital energies and HOMO-LUMO gaps for clusters using the GaussSum software.⁵⁸ TD-DFT study was also carried out by considering forty excited states for singlet and triplet. In this analysis, we calculated various excited state parameters and absorbance of clusters. Scattering hyperpolarizability (β_{HRS}) was calculated by using the following relation:

$$\beta_{\text{HRS}}(-2\omega; \omega, \omega) = \sqrt{\langle \beta_{zzz}^2 \rangle + \langle \beta_{zxx}^2 \rangle} \quad (8)$$

where $\langle \beta_{zzz}^2 \rangle$ and $\langle \beta_{zxx}^2 \rangle$ are the average of orientational (β) tensor. While the related depolarization ratio for these superalkali clusters (DR) ratio is also given by:

$$\text{DR} = \langle \beta_{zzz}^2 \rangle / \langle \beta_{zxx}^2 \rangle \quad (9)$$

Moreover, the frequency-dependent (dynamic) nonlinear optical parameters were calculated at the 532 and 1064 nm wavelength. The frequency-dependent $\beta(-\omega; \omega, 0)$ electro-optic Pockel's effect (EOPE) and $\beta(-2\omega; \omega, \omega)$ electric field-induced second harmonic generation (ESHG) were calculated. The second hyperpolarizability $\gamma(\omega)$, dc-Kerr $\gamma_{\text{dc-Kerr}}(\omega) = \gamma(-\omega; \omega, 0, 0)$ and second harmonic generation $\gamma_{\text{ESHG}}(\omega) = \gamma(-2\omega; \omega, \omega, 0)$ were also obtained.

In the NBO analysis, donor (i)-acceptor (j) interactions between filled Lewis orbitals and empty non-Lewis orbitals are explored to further enrich the structural-reactivity relationship. For this purpose, a second-order Fock matrix is considered,

where only high stabilization energy ($E_{(2)}$) interactions are considered:⁵⁹

$$E_{(2)} = \Delta E_{ij} = q_i \frac{F(i, j)^2}{\epsilon_j - \epsilon_i} \quad (10)$$

where $F(i, j)$ is the NBO Fock matrix element for non-diagonal orbitals, q_i denotes the donor orbit occupancy rate, i denotes the diagonal element, and j represents the non-diagonal element of the matrix.

3 Results and discussion

3.1 Electronic structure and thermodynamic stability

We begin the neutral Zintl cluster (Si_9) geometry as core, which is decorated with alkali metals ($M = \text{Li, Na, and K}$) for creating Zintl-superatom clusters with superalkali nature. The pure Si_9 cluster shown in Fig. 1 has a bicapped pentagonal pyramid geometry, whereas the Si_9^{2-} and Si_9^{4-} clusters have different geometries (see Fig. S1†). The geometries of Si_9M_5 are consistent with previously reported clusters⁶⁰ which are also trigonal prismatic, and the obtained bond distances are given in Fig. 1 and Table S2 of the ESI.† In Si_9Li_5 , the interaction distance between Si and alkali metals ranged from 2.77 to 2.92 Å, while for Si_9Na_5 increased up to 3.02 Å. The highest interaction distance (3.79 Å) is observed between the Si-K bonds in the Si_9K_5 cluster. The calculated results at the $\omega\text{b97xd/def2-qzvp}$ level are given in Table 1. As seen, the binding energy per atom (E_B) is higher for pure Si_9 cluster as compared to Si_9M_5 . A monotonic reduction E_B for Si_9M_5 with the increased alkali metal size and interaction distance ($d_{\text{Si-M}}$) are observed. The binding energies at the $\omega\text{b97xd/def2-qzvp}$ level are -4.42, -3.66, -4.25, and -3.53 eV for Si_9 , Si_9Li_5 , Si_9Na_5 , and Si_9K_5 , respectively. These values are higher than those reported for the Ge_9AM_5 and P_7M_2 ($M = \text{Li, Na, and K}$) clusters,^{60,61} indicating that the present Si-based Zintl clusters have better thermodynamic stabilities. The computed mean dipole moment (μ_o)

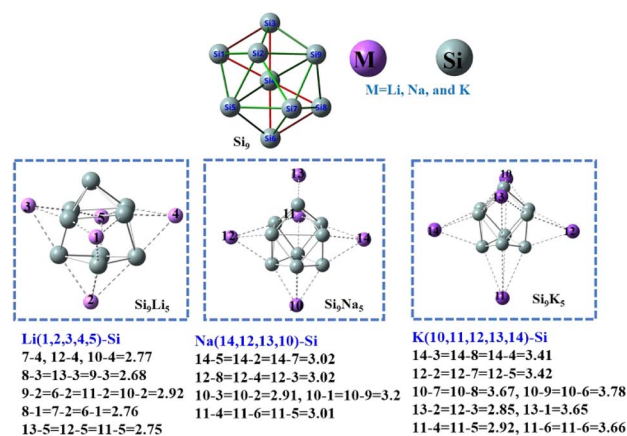


Fig. 1 The optimized structure of the Si_9 and Si_9M_5 clusters at the $\omega\text{b97xd/def2-qzvp}$ level of theory. The Si atom is in green and the alkali metal atoms are in pink. The important interaction distances (in Å) of alkali metals with silicon are given below the geometries. The corresponding Cartesian coordinates are given in Table S1.†

Table 1 The calculated global reactivity descriptors of the Si₉ and Si₉M₅ (M = Li, Na, and K) clusters

Properties	Si ₉	Si ₉ Li ₅	Si ₉ Na ₅	Si ₉ K ₅
μ_o (D)	0.73	2.61	4.46	20.42
NBO on Si (e)	-0.17/0.11	-0.60	-0.52	-0.48
NBO charges (e)	—	0.87	0.89	0.95
Ionization potential (eV)	7.58	4.35	4.10	2.41
Electron affinity (eV)	1.75	0.18	0.06	0.03
E_{HOMO} (eV)	-7.58	-4.35	-4.10	-2.41
E_{LUMO} (eV)	-1.75	-0.18	-0.06	-0.03
E_g (eV)	5.83	4.17	4.06	2.37
Chemical potential (eV)	-4.66	-2.27	-2.08	-1.22
Hardness (eV)	2.92	2.09	2.02	1.19
Softness (eV)	0.34	0.48	0.49	0.84
Electronegativity (χ)	4.66	2.27	2.08	1.22
Electrophilicity index (eV)	3.73	1.23	1.07	0.63
E_b (eV)	-4.42	-3.66	4.25	-3.54

increase with the enlargement of the size of alkali metals. The μ_o value of Si₉K₅ is 20.42 D, which is 27 times higher than that of the pristine Si₉ cluster (0.73 D). In addition, we can also see from Table 1 that, the chemical hardness of Si₉ is 2.92 eV, higher than those of the Si₉M₅ clusters, and the chemical softness of Si₉M₅ increases with the increased metal size.

The superalkali nature of examined clusters can be monitored by their minimized ionization potential (IP) and electron affinity (EA) values. Pristine Si₉ has an IP value of 7.58 eV, higher than the designed Si₉M₅, while its EA value is 1.75 eV. Table 1 shows that the interaction of alkali metals with the Si₉ cluster has significantly lowered the IP and EA values. For instance, the obtained IP values are 4.35, 4.10, and 2.41 eV for Si₉Li₅, Si₉Na₅, and Si₉K₅, respectively. A similar trend of decreasing IP by doping alkali metals can also be found in the literature.⁶² EA value also decreased to 0.03 eV, which is much smaller than previously reported P₇M₂ clusters. The smaller EA values declare the electropositive nature and excellent reducing properties of the Si₉M₅ clusters. Furthermore, the superalkali character of these clusters can be observed by their reduced IP values compared to alkali metals. The IPs of Si₉Li₅ and Si₉Na₅ are lower than that of the Li atom, and the IP of Si₉K₅ has even lower than that of the Cs atom (3.89 eV), demonstrating that these clusters manifest superalkali characteristics.²⁷ Due electropositive nature, alkali metals become electron deficient after sharing their valence electrons ns¹ to np of Si-atoms within clusters. On the other hand, the Si₉ cluster acquires electronic charge from alkali due to its comparatively higher electronegativity. The electronic stability of Si₉M₅ can also be correlated to the famous Jellium model. The core Zintl cluster Si₉ contains 36 electrons, and after interactions with alkali metals, there are 41 electrons in total. Hence, after losing one electron, these clusters may become stable by attaining the electronic shell closure configuration of 40 electrons. The presence of loosely bound (excitable) electrons in these clusters mimics the chemistry of the first group metals.

To investigate the kinetic and thermodynamic stability of the studied clusters, a total of 3500 different geometries for each cluster are obtained during the AIMD simulations at the B3LYP-

D3/def2-SVP level of theory. The snapshots are taken at every 500 fs to ensure their structural integrity. Fig. 2a displays the fluctuation curves of total energy, indicating that the designed clusters are kinetically stable with steady fluctuations in energy. In addition, the changes in root-mean-square deviation (RMSD) of the geometries within the simulations are shown in Fig. 2b. As seen, the fluctuations are more pronounced for the Si₉K₅ cluster than the other three clusters, and the RMSD value for Si₉K₅ increases up to 1.5 Å near the 3500 fs. Although RMSD curves for both Na and K-based clusters are increasing, no isomerization or dissociation is observed in the geometries of clusters (see Fig. 2c and S2†). The larger deviations in the RMSD of Si₉Na₅ and Si₉K₅ may be due to their big size of metals and interaction distances. Hence, the present designed Zintl clusters are kinetically stable at room temperature, and can be further probed for optoelectronic applications.

Manipulating the FMO analysis, it is attainable to uncover complex interactions between two components in a system based on the HOMO–LUMO band gap (E_g). For the pure Zintl Si₉, the E_g value is 5.83 eV, according to our FMO analysis. The orbital energies are presented in Table 1. As can be seen, due to the doping/interactions of alkali metals on Si₉, the energy gaps (between HOMO and LUMO orbitals) of the present Si₉M₅ clusters are reduced. This is reasonable since the delocalized electrons of alkali (loosely held) would influence the valence electrons in the Si₉ Zintl cluster, and then a diffuse excess

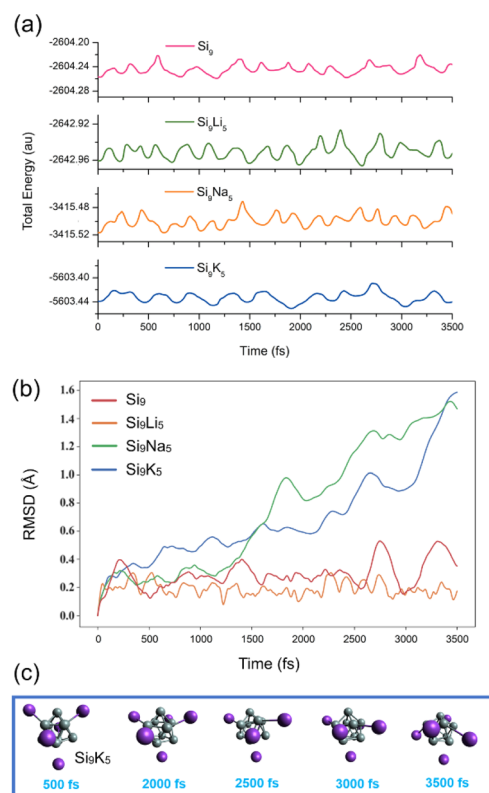


Fig. 2 Time evolution of the (a) total energy, (b) root-mean-square deviation (RMSD), and (c) snapshots of the Si₉K₅ geometries during *ab initio* molecular dynamics simulations at 300 K using the B3LYP-D3/def2-SVP method.

electron system is generated, resulting in a reduced E_g gap. The HOMO–LUMO gaps of Si_9Li_5 , Si_9Na_5 , and Si_9K_5 are 4.17, 4.06 and 2.37 eV, respectively. The decreasing values have a periodic trend with the enlargement of the size of metals. In addition, the doping of alkali metals led to an increase in the energy of HOMO orbitals because of the residing excess electrons which lead to the generation of new HOMOs. The HOMO–LUMO gaps of Si_9M_5 are slightly higher than those of Ge_9AM_5 (ref. 60) and much lower than those of the P_7M_2 Zintl clusters.⁶¹ Fig. 3 shows the FMOs of the present clusters. As seen, the shape of LUMO of Si_9Na_5 and Si_9K_5 is spherical (similar to s-orbital) in shape. In the case of Si_9Li_5 , the shape is more diffused, and the electronic density of the orbital is still higher around alkali metals than other places.

To visualize intra- and intermolecular charge transfer, we simulated the natural bonding orbital (NBO) charges on Si_9M_5 , and the values are also given in Table 1. NBO charges on Si-atoms (Q_{Si}) have both positive and negative in magnitude. After alkali metals interaction, the Si-atoms get significant negative NBO charges, whereas partial charges on alkali metal (Q_{M}) atoms become positive as compared to silicon atoms. The highest magnitude (0.95 |e|) of NBO charge (positive) is displayed by the K-atom in the Si_9K_5 cluster, indicating excellent charge transfer. Such charge transfer from alkali metals to Si-atoms would result in asymmetric charge distribution within designed clusters.

Furthermore, charge transfer and delocalization can be explained using the interactions between bonds and different properties (such as stability, reactivity, and the relationship between donor and acceptor), as well as the relationship between donors (i) and acceptors (j). Table S3† lists the values from our NBO analysis, from which a number of electronic transitions are observed and the most significant transition with a major stabilization ($E_{(2)}$) contribution is reported. Evidently, molecular interactions between the investigated system are mainly by σ – σ^* and π – π^* electronic transitions

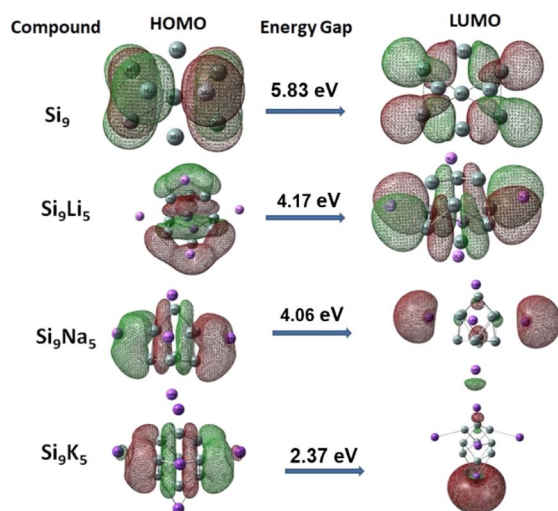


Fig. 3 Representation of frontier molecular orbitals (FMOs) at the $\omega\text{b97xd/def2-qzvp}$ level (isovalue = 0.025).

between Si–Si atoms. In Table S3,† we can also observe that, some bonds are very strong in Si_9 due to strong interaction between Si–Si atoms. The most important maximum energy associated with the present clusters is to donate electrons from σ (Si4–Si6) to σ (Si4–Si9) in Si_9 , from σ^* (Si9–Si11) to σ^* (Si9–Si13) in Si_9Li_5 , from π (Si7–Si9) to π^* (Si1–Si2) in Si_9Na_5 and from σ^* (Si4–Si8) to σ^* (Si3–Si8) in Si_9K_5 , with stable energies being 80.41, 44.86, 45.66 and 50.04 kcal mol^{−1}, respectively.

3.2 Noncovalent interactions

The noncovalent interaction plays a very important role in many chemical processes.^{63–65} To investigate the nature of interactions between Si_9 and alkali metals, we carried out a reduced density gradient (RDG) analysis based on the noncovalent interaction (NCI) method. Fig. 4 displays the RDG scatter graph, where the λ_2 sign is exploited to differentiate between the bonded ($\lambda_2 < 0$) and non-bonded ($\lambda_2 > 0$) interactions. As seen in Fig. 4, for the present clusters, λ_2 sign ρ function ranges from -0.05 to 0.05 au. The red peaks in the range of $\lambda_2 > 0$ correspond to the effect of steric repulsion, green spikes appearing in the region of $\lambda_2 = 0$ represent the dipole–dipole or London dispersion forces,¹³ blue-colored spikes in the regions $\rho > 0$ and $\lambda_2 < 0$ represent the electrostatic interactions. In addition, Fig. 4 shows a significant increase in weak vdW attractions after the doping of alkali metals to the pure Si_9 cluster. The strong, attractive interaction appears between -0.035 and -0.025 au. Hence, the isosurface plot indicates the presence of vdW interactions between the alkali metals and the pristine Si_9 cluster, in which the dispersion interaction may play an important role. A significant increase in the magnitude of noncovalent can be seen with the increased atomic number of alkali metals, which may cause a strong impact on the NLO properties of the designed Si_9M_5 Zintl cluster.

We also performed the QTAIM analysis to identify the nature of bonding within the present clusters, and values are given in Table 2. The generated bond critical points (BCP) at (3, -1) appear in Fig. S3.† The interaction energies between alkali and silicon atoms (M–Si) are relatively weaker than the interaction between Si–Si in pure Si_9 , which demonstrates the presence of non-bonding interactions in present clusters. The Laplacian of electronic density ($\nabla^2\rho(r)$) and total energy density ($H(r)$) values

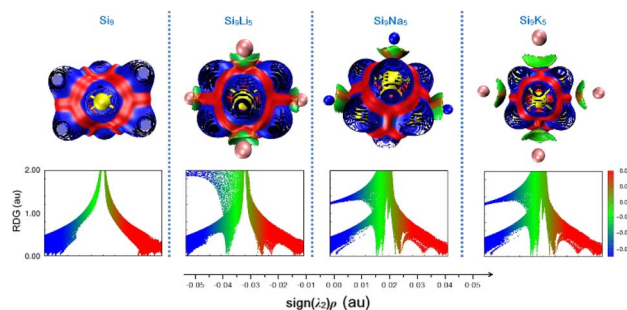


Fig. 4 Representation of reduced density gradient (RDG) spectra and three-dimensional surfaces for non-covalent interactions analysis (NCI) at the $\omega\text{b97xd/def2-qzvp}$ level.

Table 2 Calculated QTAIM parameters for bond critical points (BCPs) at (3, -1) electron density. The values are in au

Cluster	Interaction	$\rho(r)$	$\Delta^2\rho(r)$	$G(r)$	$V(r)$	$G(r)/ V(r) $	$H(r)$
Si ₉	Si1-Si4	0.047	0.0040	0.0144	-0.0280	0.5124	-0.0136
	Si4-Si5	0.051	-0.0041	0.0155	-0.0323	0.4798	-0.0168
	Si4-Si9	0.047	0.0042	0.0143	-0.0279	0.5125	-0.0136
	Si5-Si8	0.062	-0.0292	0.0168	-0.0417	0.4028	-0.0248
Si ₉ Li ₅	Li1-Si8	0.016	0.0723	0.0153	-0.0126	1.2142	0.0027
	Li2-Si12	0.016	0.0745	0.0159	-0.0131	1.2137	0.0024
	Li3-Si8	-0.016	0.0725	0.0154	-0.0127	0.4494	0.0027
	Li4-Si2	0.055	-0.0121	0.0160	-0.0356	1.2126	0.0027
	Li5-Si13	0.016	0.0729	0.0154	-0.0127	0.8717	0.0027
Si ₉ Na ₅	Na10-Si3	0.012	0.0489	0.0034	-0.0039	0.0903	-0.0004
	Na11-Si5	0.011	0.0419	0.0027	-0.0299	0.8571	-0.0003
	Na12-Si4	0.012	0.0400	0.0030	-0.0035	0.9285	-0.0004
	Na13-Si6	0.010	0.0407	0.0026	-0.0028	0.8571	-0.0001
Si ₉ K ₅	Na14-Si2	0.012	0.0418	0.0030	-0.0035	1.2258	-0.0005
	K10-Si7	0.006	0.0179	0.0038	-0.0031	1.2258	0.0007
	K11-Si4	0.061	-0.0282	0.0169	-0.0418	0.4043	0.0007
	K12-Si7	0.011	0.0332	0.0076	-0.0069	1.1014	0.0006
	K13-Si2	0.011	0.0345	0.0079	-0.0071	1.1126	0.0007
	K14-Si8	0.011	0.0332	0.0076	-0.0069	1.1014	0.0006

at BCP (3, -1) between Si-Si bond are negative, while positive for Si-M (where M = Li, Na, and K), which further suggests the non-covalent nature of bonds. Alkali metal interactions with silicon (M-Si) have a smaller value of total electronic density ($\rho(r) < 0.1$) and a positive magnitude of $\nabla^2\rho(r)$, indicating the weak interactions are operational in the present Si₉M₅ clusters. Similarly, $G(r)/|V(r)|$ ratios are close to or larger than unity for M-Si interactions, which also demonstrates the presence of vdW forces between Si and alkali metals in the present clusters.

3.3 Static nonlinear optical properties

It is rather beneficial for the NLO response of the superatom clusters that there is adequate electronic communication across their various moieties. As a new addition to the family of loosely bound excess electron compounds, the Si₉M₅ clusters designed in this work have superalkali characteristics and contain excess electrons, further prompting us to investigate their optoelectronic properties. Literature is also evident for crucial role of excess electrons and vdW interactions in triggering NLO response of molecules and clusters.⁶⁶⁻⁶⁸ The optical and NLO responses can be characterized through polarizability, hyperpolarizability, and static second hyperpolarizability. The obtained values are given in Table 3. The determined values of polarizability (α_0) and μ_0 are higher as compared to that of the urea, revealing excellent polarizability and charge separation. Overall, μ_0 and α_0 response decreases in the order of Si₉K₅ > Si₉Na₅ > Si₉Li₅ > Si₉. The highest value of α_0 can be seen for the Si₉K₅ cluster, while the lowest is observed for the pristine Si₉ cluster. The substantial value of polarizability indicates the polarizable nature, which may be due to the presence of soft-nature alkali metals.

Hyperpolarizability (β_0) is an approach for identifying nonlinear optical features of present clusters. The obtained β_0 values for Si₉, Si₉Li₅, Si₉Na₅, and Si₉K₅ are 1.58×10^2 , 2.22×10^3 , 1.41×10^4 , and 6.66×10^4 au, respectively. The β_0 value of

the designed Si₉M₅ clusters is significantly increased compared to that of the pristine Si₉, indicating the crucial role of excess electrons and non-covalent interactions. For example, the β_0 values of Si₉Li₅ and Si₉K₅ are 140 and 421 times larger than that of Si₉, and the highest β_0 value of 6.66×10^4 au can be found in the Si₉K₅ cluster. Formulating excess electrons after the interaction of alkali metals might cause a significant reduction in excitation energies (ΔE), and excess electrons have a dominant role in triggering hyperpolarizability values. Fig. 5 displays ΔE of the crucial state and obtained β_0 of Si₉ and Si₉M₅ clusters. As seen, there is an inverse relation of ΔE and β_0 . The calculated values of α_0 and β_0 of the present cluster are higher than those of urea and *p*-nitroaniline.⁶⁹ The γ_0 values range from 5.94×10^4 to 7.67×10^7 au, and a monotonic increase is observed from Li to K. Noncovalent interactions are also crucial in promoting the optical and NLO properties of designed clusters. The uptrend in values of hyperpolarizabilities is observed with the increased vdW interactions, as revealed by NCI analysis.

Table 3 Static polarizability (α_0), hyperpolarizability (β_0), projection of hyperpolarizability on dipole moment vector (β_{vec}), static second hyperpolarizability (γ_0), average dipolar hyperpolarizability ($\langle\beta_{J=1}\rangle$), average octupolar hyperpolarizability ($\langle\beta_{J=3}\rangle$), percentage contribution to dipolar nature ($\phi(\beta_{J=1})$), and depolarization ratio (DR) of studied clusters

Properties	Si ₉	Si ₉ Li ₅	Si ₉ Na ₅	Si ₉ K ₅
α_0 (au)	268.82	403.913	578.84	1017.67
β_0 (au)	1.58×10^2	2.22×10^3	1.41×10^4	6.66×10^4
β_{vec} (au)	1.44×10^2	1.01×10^3	1.19×10^4	4.72×10^4
β_{HRS} (au)	1.44×10^2	1.01×10^3	1.19×10^4	4.72×10^4
γ_0 (au)	5.94×10^4	6.01×10^5	2.37×10^6	7.67×10^7
$\langle\beta_{J=1}\rangle$	122.92	1721.66	21 246.21	56 345.58
$\langle\beta_{J=3}\rangle$	430.277	1898.84	21 106.19	126 518.78
$\phi(\beta_{J=1})$	22%	47%	50%	30%
DR	1.84	3.93	4.28	0.69

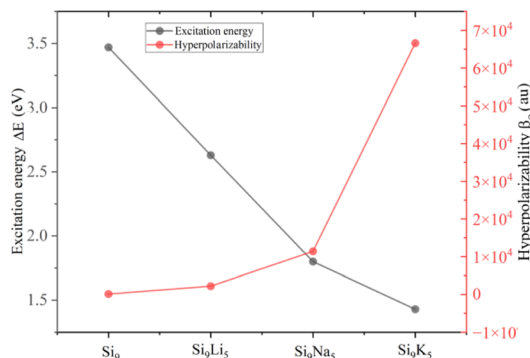


Fig. 5 Plotted excitation energy (ΔE) of crucial state and obtained hyperpolarizability (β_0) of Si₉ and Si₉M₅ clusters at the $\omega b97xd/def2-qzvp$ level.

In addition, the effect of solvent on α_0 and β_0 is also considered at the $\omega b97xd/def2-qzvp$ level, by employing the implicit, namely the universal solvent model based on solute electron density (SMD). Calculated values are presented in Table S4.† Obtained second-order NLO parameters in solvent media are better than those of vacuum-based results. It is worthy of note that computed values of β_0 using four different solvents are broadly consistent and in the same tendency. Using water as a solvent leads to slightly larger β_0 values. For instance, the calculated β value (5.5×10^6 au) for Si₉K₅ is found to be 83 times higher as compared to β in the gas phase. The altered electronic density and change in electronic properties due to the presence of solvent may influence the electric field, which would result in increased β_0 . The presence of solvent has introduced a strong polarization effect to the applied electric field. Thus, controlling the polarizable environment around studied clusters can be seen as an effective way to adjust the NLO response.

To get deep insight into nonlinear optical features, we disclose the second-order electric susceptibility response of the present clusters theoretically by Hyper-Rayleigh scattering (HRS) simulation, and the results are listed in Table 3. As seen, the obtained β_{HRS} values of Si₉, Si₉Li₅, Si₉Na₅, and Si₉K₅ are 1.44×10^2 , 1.01×10^3 , 1.19×10^4 , and 4.72×10^4 au, respectively. From Si₉ to Si₉K₅, β_{HRS} values have the same trend as β_0 values, indicating the excellent NLO characteristics of the present clusters. In particular, the β_{HRS} value of Si₉K₅ is 328 times larger than that of Si₉. Furthermore, the average dipolar hyperpolarizability $\langle\beta_{J=1}\rangle$ and octupolar $\langle\beta_{J=3}\rangle$ values of the Si₉M₅ clusters are higher than those of Si₉. The maximum dipolar contribution is 50% for the Si₉K₅, while the remaining clusters exhibit an octupolar-like nature. Compared with the previously reported clusters,⁴⁷ the present clusters exhibit greater γ_0 values.

3.4 Dynamic nonlinear optical properties

We also examined the frequency-dependent hyperpolarizability $\beta(\omega)$ theoretically considering the externally applied frequency of 532 and 1900 nm, and the obtained results are summarized in Table 4. $\beta(\omega)$ consists of two parts, *i.e.*, electro-optical

Table 4 Static polarizability frequency-dependent first hyperpolarizability $\beta(\omega)$ and second hyperpolarizability $\gamma(\omega)$ using the definition of EOPE $\beta(-\omega, \omega, 0)$, ESHG $\beta(-2\omega, \omega, \omega)$, dc-Kerr effect $\gamma(-\omega, \omega, 0, 0)$, and SHG $\gamma(-2\omega, \omega, \omega, 0)$ at 532 and 1900 nm

	Frequency-dependent first hyperpolarizability $\beta(\omega)$			
	$\omega = 0.0856$ (532 nm)		$\omega = 0.0240$ (1900 nm)	
	$\beta(-\omega; \omega, 0)$	$\beta(-2\omega; \omega, \omega)$	$\beta(-\omega; \omega, 0)$	$\beta(-2\omega; \omega, \omega)$
Si ₉	2.79×10^2	2.03×10^3	1.61×10^2	1.25×10^2
Si ₉ Li ₅	3.39×10^4	1.11×10^5	2.41×10^3	2.80×10^3
Si ₉ Na ₅	7.62×10^6	1.32×10^6	3.83×10^4	4.45×10^5
Si ₉ K ₅	2.65×10^6	3.05×10^5	2.65×10^8	1.05×10^8

	Frequency-dependent second hyperpolarizability $\gamma(\omega)$			
	$\gamma(-\omega; \omega, 0, 0)$	$\gamma(-2\omega; \omega, \omega, 0)$	$\gamma(-\omega; \omega, 0, 0)$	$\gamma(-2\omega; \omega, \omega, 0)$
	Si ₉	8.53×10^4	1.86×10^5	6.10×10^4
Si ₉ Li ₅	1.10×10^{10}	3.30×10^9	6.81×10^5	1.83×10^6
Si ₉ Na ₅	3.67×10^9	3.90×10^8	3.48×10^6	2.44×10^8
Si ₉ K ₅	1.18×10^9	1.24×10^9	5.86×10^{11}	1.30×10^{11}

Pockel's effect (EOPE) with $\beta(-\omega, \omega, 0)$ and second harmonic generation phenomena (SHG) with $\beta(-2\omega, \omega, \omega)$. The choice of wavelengths also relevant to Nd:YAG laser functioning, which frequently emits invisible light in at longer wavelength and serves in laser-based devices.⁷⁰ The electro-optical effect (Pockel's effect) is an essential nonlinear effect used in many applications. As shown in Table 4, for all four clusters, the values of $\beta(-\omega; \omega, 0)$ and $\beta(-2\omega, \omega, \omega)$ at $\omega = 0.0240$ are higher than the corresponding values at $\omega = 0.0856$. Hence, the frequency-dependent first hyperpolarizability $\beta(\omega)$ response dominates at smaller dispersion frequency (at longer wavelength). From Si₉ to Si₉K₅, both $\beta(-\omega; \omega, 0)$ and $\beta(-2\omega, \omega, \omega)$ show increasing trends. Obviously, the dynamic first hyperpolarizability $\beta(\omega)$ values of Si₉M₅ are immensely better than the pristine Si₉ cluster, indicating their excellent dynamic nonlinear optical features.

Table 4 also lists the dynamic second hyperpolarizability $\gamma(\omega)$ values. As seen, the obtained the dc-Kerr effect $\gamma(-\omega, \omega, 0, 0)$ and second harmonic generation SHG $\gamma(-2\omega, \omega, \omega, \omega)$ values are much better than those of static γ_0 . The calculated highest response is indicated regarding the Kerr effect with a value up to 5.86×10^{11} au. Additionally, the frequency-dependent SHG and Kerr effect are much more prominent at 1900 nm (small dispersion frequency) than those of at 532 nm. Within the present designed clusters, an uptrend can be seen in both $\gamma(-2\omega; \omega, \omega, 0)$ and $\gamma(-\omega, \omega, 0, 0)$ values with increased metal size at 1900 nm, while at 532 nm Si₉Li₅ has the highest value of $\gamma(-2\omega; \omega, \omega, 0)$ and $\gamma(-\omega, \omega, 0, 0)$. The Kerr effect is caused by the instantaneous change in its refractive index in response to the applied electric field. Also, the change in the refractive index is directly related to the square of electric field strength. Hence, the applied smaller frequency ($\omega = 0.024$) has significantly enhanced values of the Kerr effect as compared to a higher frequency. Fig. S4† reveals the variational trend frequency-

dependent $\beta(\omega)$ and $\gamma(\omega)$ at 532 and 1900 nm, respectively, where the SHG and dc-Kerr effects exhibit the same increasing trend from Li to K at 1900 nm.

3.5 Spectroscopic study and bonding analysis

Fig. S5† depicts the obtained absorption spectra of the present Si_9M_5 clusters by our TD-DFT calculations. As seen, the absorbance maxima are shifted to longer wavelength (bathochromic shift), where the highest absorbance wavelength (866 nm) is seen for the Si_9K_5 cluster. The atomic number of alkali metals is the main influencing factor in the absorbance properties where increased-sized metals decrease the excitation energy. The values of excitation energies (ΔE), absorbance maxima (λ_{max}), and oscillator strength (O.S.) are given in Table 5. The excitation (transition) energy (ΔE) of the Si_9 cluster is higher than those with alkali metal decorated, and a gradual decrease in ΔE is observed from Si_9Li_5 to Si_9K_5 for designed clusters. The above results demonstrate that the higher size metals in Si_9 clusters enable them to harvest light at comparatively longer wavelengths.

In addition, we examined the total density of states (TDOS), and the obtained spectra are given in Fig. S6.† It is known that the different kinds of states inhabited by electrons at a discrete energy level are expressed by electronic states per unit of energy. For the pristine Si_9 , the wide energy gap can be seen where HOMO is located at -8 eV. After interacting with alkali metals, the HOMO–LUMO gap became narrow, where HOMO has a further increase in energy. Furthermore, the vibrational frequencies of Si_9 and Si_9M_5 are listed in Table S5,† and the spectra of FT-IR and Raman are shown in Fig. S7.† The vibrational and Raman frequencies are simulated at the $\omega\text{b97Xd/def2-qzvp}$ level. In both Si_9 and Si_9M_5 cases, the Si–Si stretching vibrations agree well with experimental values. The most dominant peaks of stretching vibrations of silicon in Si_9 are ranging from 533 to 317 cm^{-1} (Table S5†). The increased vibrational frequency of Si_9M_5 reveals the structural change after introducing alkali metals.

Fig. 6 displays the results of ELF and LOL analysis, which further justifies the nature of bonding and the presence of loosely bound electrons in present clusters. The color scale of the ELF and LOL maps varies from blue to red in the range of 0 to 1.0, respectively. The area colored in red and blue corresponds to the maximum and minimum Pauli repulsion with the unity and zero values, respectively. However, the highest repulsive interaction (most localized electron state) is shown in red. The strong localization of electrons ($\text{ELF} > 0.5$) corresponds to the

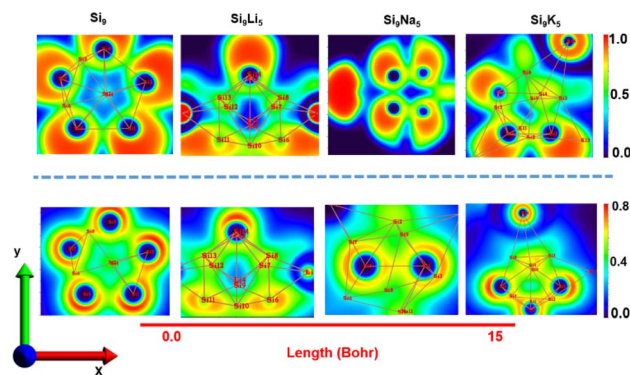


Fig. 6 Electron localization function (ELF) (upper panel) and 2D localized orbital locator (LOL) spectra (lower panel) of the present clusters. The planes that are used to plot the ELF and LOL patterns are shown in Fig. S8.†

covalent bond, lone pair, or inner shells. From the ELF analysis, the Si_9Li_5 cluster shows strong electron localization after interactions with alkali metals, where a concentrated red color can be seen with alkali metals. The blue spots ($\text{ELF} < 0.5$) show charge delocalization regions, indicating the existence of non-covalent interactions. The electrons are highly localized when ELF is one and delocalized when ELF is zero. The high level of ELF and LOL values are indicated by the red color near alkali metals. A delocalized electron cloud can be seen as a blue color on the outer surface of the Si_9 cluster and also in the Si_9M_5 cluster. In addition, the green regions on the ELF surface and LOL colour-filled maps point out the presence of vdW interactions.

4 Conclusions

In the concluding summary, we investigate the Zintl-based superalkali-excess electron clusters theoretically using various calculations. The designed Si_9M_5 ($\text{M} = \text{Li}, \text{Na}, \text{and K}$) clusters are thermodynamically stable, as indicated by the binding energies and AIMD simulations. Also, Si–M interactions are shown to be weak and dominated by vdW interactions, which contribute to optical and NLO properties. Excess electron nature, bonding structures, and partial atomic charges are calculated through FMO and NBO studies. IR and Raman frequencies are calculated to examine the amplitude of vibrations after doping. The HOMO–LUMO gap for Si_9K_5 is much reduced as compared to the pristine Si_9 cluster. Remarkable static polarizability (α_0) and hyperpolarizability (β_0) values are obtained up to 1.02×10^4 au and 6.66×10^4 au for the Si_9K_5 cluster. The influence of the implicit solvent model has been considered, where β_0 increased 83 times as compared to the corresponding value in the gas phase for the Si_9K_5 cluster. The frequency-dependent NLO response for the dc-Kerr effect is observed up to 1.3×10^{11} au, indicating the excellent change in refractive index by an externally applied electric field. Electron localization (ELF) and localized orbital locator (LOL) further reveal the bonding nature in these clusters.

Table 5 The obtained excitation energies (ΔE), absorption maxima (λ_{max}), and oscillator strengths (f_{os}) of the present clusters

Clusters	ΔE (eV)	λ_{max} (nm)	f_{os} (au)
Si_9	3.47	356	0.0091
Si_9Li_5	2.63	469	0.0203
Si_9Na_5	1.80	685	0.1620
Si_9K_5	1.43	866	0.4689

Conflicts of interest

The authors declare no competing financial interest.

Acknowledgements

This work was supported by the National Natural Science Foundation of China (No. 22320102004, 22133003) and the Beijing National Laboratory for Molecular Sciences. Furthermore, author A. A. also acknowledges support from Alliance of National and International Science Organization (ANSO).

References

- 1 G. de la Torre, P. Vázquez, F. Agulló-López and T. Torres, Role of Structural Factors in the Nonlinear Optical Properties of Phthalocyanines and Related Compounds, *Chem. Rev.*, 2004, **104**, 3723–3750.
- 2 H. T. Uyeda, Y. Zhao, K. Wostyn, I. Asselberghs, K. Clays, A. Persoons and M. J. Therien, Unusual Frequency Dispersion Effects of the Nonlinear Optical Response in Highly Conjugated (Polypyridyl)metal–(Porphinato)zinc(II) Chromophores, *J. Am. Chem. Soc.*, 2002, **124**, 13806–13813.
- 3 D. Xiao, F. A. Bulat, W. Yang and D. N. Beratan, A Donor–Nanotube Paradigm for Nonlinear Optical Materials, *Nano Lett.*, 2008, **8**, 2814.
- 4 D. Cornelis, E. Franz, I. Asselberghs, K. Clays, T. Verbiest and G. Koeckelberghs, Interchromophoric Interactions in Chiral X-type π -Conjugated Oligomers: A Linear and Nonlinear Optical Study, *J. Am. Chem. Soc.*, 2011, **133**, 1317–1327.
- 5 K. M. Ok, Toward the Rational Design of Novel Noncentrosymmetric Materials: Factors Influencing the Framework Structures, *Acc. Chem. Res.*, 2016, **49**, 2774–2785.
- 6 H. Sun and J. Autschbach, Electronic Energy Gaps for π -Conjugated Oligomers and Polymers Calculated with Density Functional Theory, *J. Chem. Theory Comput.*, 2014, **10**, 1035–1047.
- 7 M. C. Lucking, K. Beach and H. Terrones, Large second harmonic generation in alloyed TMDs and boron nitride nanostructures, *Sci. Rep.*, 2018, **8**, 10118.
- 8 N. Ma, W. Guo, Z. Zhu and G. Zhang, Third-order nonlinear optical property contrast as self-assembly recognition for nanorings C₆₀, *New J. Chem.*, 2022, **46**, 4927–4935.
- 9 T. Guerrero, P. G. Lacroix, H. García-Ortega, O. G. Morales-Saavedra, D. Agustin and N. Farfán, Enhanced NLO properties of molybdenum push-pull coordination compounds with tridentate ONO organic ligands, *Inorg. Chim. Acta*, 2016, **442**, 10–15.
- 10 S. Van Cleuvenbergen, Z. J. Smith, O. Deschaume, C. Bartic, S. Wachsmann-Hogiu, T. Verbiest and M. A. van der Veen, Morphology and structure of ZIF-8 during crystallisation measured by dynamic angle-resolved second harmonic scattering, *Nat. Commun.*, 2018, **9**, 3418.
- 11 K. Fukuda, N. Matsushita, Y. Minamida, H. Matsui, T. Nagami, S. Takamuku, Y. Kitagawa and M. Nakano, Impact of Diradical/Ionic Character on Third-Order Nonlinear Optical Property in Asymmetric Phenalenyl Dimers, *ChemistrySelect*, 2017, **2**, 2084.
- 12 S.-J. Wang, Y.-F. Wang and C. Cai, Multidecker Sandwich Complexes V_nBen_{n+1} (n = 1, 2, 3) as Stronger Electron Donor Relative to Ferrocene for Designing High-Performance Organometallic Second-Order NLO Chromophores: Evident Layer Effect on the First Hyperpolarizability and Two-Dimensional N, *J. Phys. Chem. C*, 2015, **119**, 5589–5595.
- 13 R.-L. Zhong, H.-L. Xu, Z.-R. Li and Z.-M. Su, Role of Excess Electrons in Nonlinear Optical Response, *J. Phys. Chem. Lett.*, 2015, **6**, 612–619.
- 14 J. M. Ceraso and J. L. Dye, ²³Na NMR spectrum of the sodium anion, *J. Chem. Phys.*, 2003, **61**, 1585–1587.
- 15 R. L. Zhong, H. L. Xu, Z. R. Li and Z. M. Su, Role of excess electrons in nonlinear optical response, *J. Phys. Chem. Lett.*, 2015, **6**, 612–619.
- 16 Y. Li, Z.-R. Li, D. Wu, R.-Y. Li, X.-Y. Hao and C.-C. Sun, An Ab Initio Prediction of the Extraordinary Static First Hyperpolarizability for the Electron-Solvated Cluster (FH)₂{e}{(HF)}, *J. Phys. Chem. B*, 2004, **108**, 3145.
- 17 N. Ma, J. Gong, S. Li, J. Zhang, Y. Qiu and G. Zhang, Second-order NLO responses of two-cavity inorganic electrides Lin@B₂₀H₂₆ (n = 1, 2): evolutions with increasing excess electron number and various B–B connection sites of B₂₀H₂₆, *Phys. Chem. Chem. Phys.*, 2017, **19**, 2557–2566.
- 18 J.-J. Wang, Z.-J. Zhou, Y. Bai, Z.-B. Liu, Y. Li, D. Wu, W. Chen, Z.-R. Li and C.-C. Sun, The Interaction Between Superalkalis (M₃O, M = Na, K) and a C₂₀F₂₀ Cage Forming Superalkali Electride Salt Molecules with Excess Electrons Inside the C₂₀F₂₀ Cage: Dramatic Superalkali Effect on the Nonlinear Optical Property, *J. Mater. Chem.*, 2012, **22**, 9652.
- 19 S. Muhammad, H. Xu, Y. Liao, Y. Kan and Z. Su, Quantum Mechanical Design and Structure of the Li@B₁₀H₁₄ Basket with a Remarkably Enhanced Electro-Optical Response, *J. Am. Chem. Soc.*, 2009, **131**, 11833.
- 20 A. Ahsin and K. Ayub, Extremely large static and dynamic nonlinear optical response of small superalkali clusters NM₃M' (M, M' = Li, Na, K), *J. Mol. Graphics Modell.*, 2021, **109**, 108031.
- 21 A. C. Reber, S. N. Khanna and A. W. Castleman, Superatom Compounds, Clusters, and Assemblies: Ultra Alkali Motifs and Architectures, *J. Am. Chem. Soc.*, 2007, **129**, 10189–10194.
- 22 F. Ullah, N. Kosar, K. Ayub and T. Mahmood, Superalkalis as a source of diffuse excess electrons in newly designed inorganic electrides with remarkable nonlinear response and deep ultraviolet transparency: a DFT study, *Appl. Surf. Sci.*, 2019, **483**, 1118–1128.
- 23 W.-M. Sun and D. Wu, Recent Progress on the Design, Characterization, and Application of Superalkalis, *Chem.–Eur. J.*, 2019, **25**, 9568–9579.
- 24 P. Jena and S. N. Khanna, Physics of cluster assembled materials, *Mater. Sci. Eng., A*, 1996, **217–218**, 218–222.
- 25 K. Yokoyama, N. Haketa, H. Tanaka, K. Furukawa and H. Kudo, Ionization energies of hyperlithiated Li₂F

- molecule and $\text{Li}_n\text{F}_{n-1}$ ($n = 3, 4$) clusters, *Chem. Phys. Lett.*, 2000, **330**, 339–346.
- 26 P. D. Dao, K. I. Peterson and A. W. Castleman Jr, The photoionization of oxidized metal clusters, *J. Chem. Phys.*, 1984, **80**, 563–564.
- 27 E. Rehm, A. I. Boldyrev and P. v. R. Schleyer, Ab initio study of superalkalis. First ionization potentials and thermodynamic stability, *Inorg. Chem.*, 1992, **31**, 4834–4842.
- 28 T. B. Tai, P. V. Nhat, M. T. Nguyen, S. Li and D. A. Dixon, Electronic Structure and Thermochemical Properties of Small Neutral and Cationic Lithium Clusters and Boron-Doped Lithium Clusters: $\text{Li}_n^{0/+}$ and $\text{Li}_n\text{B}^{0/+}$ ($n = 1-8$), *J. Phys. Chem. A*, 2011, **115**, 7673–7686.
- 29 A. K. Srivastava, Ab initio investigations on bimetallic mononuclear superalkali clusters, *Chem. Phys. Lett.*, 2020, **759**, 138049.
- 30 J. Tong, Y. Li, D. Wu, Z.-R. Li and X.-R. Huang, Ab Initio Investigation on a New Class of Binuclear Superalkali Cations $\text{M}_2\text{Li}_{2k+1}^+$ (F_2Li_3^+ , O_2Li_5^+ , N_2Li_7^+ , and C_2Li_9^+), *J. Phys. Chem. A*, 2011, **115**, 2041–2046.
- 31 S. K. Pandey, Novel and Polynuclear K- and Na-Based Superalkali Hydroxides as Superbases Better Than Li-Related Species and Their Enhanced Properties: An Ab Initio Exploration, *ACS Omega*, 2021, **6**, 31077–31092.
- 32 A. Ahsin and K. Ayub, Superalkali-based alkalides $\text{Li}_3\text{O}@\text{[12-crown-4]M}$ (where M = Li, Na, and K) with remarkable static and dynamic NLO properties; a DFT study, *Mater. Sci. Semicond. Process.*, 2022, **138**, 106254.
- 33 A. Ahsin and K. Ayub, Remarkable electronic and NLO properties of bimetallic superalkali clusters: a DFT study, *J. Nanostruct. Chem.*, 2022, **12**, 529–545.
- 34 A. Ahsin and K. Ayub, Theoretical investigation of superalkali clusters M_2OCN and M_2NCO (where M = Li, Na, K) as excess electron system with significant static and dynamic nonlinear optical response, *Optik*, 2021, **227**, 166037.
- 35 A. Ahsin and K. Ayub, Oxacarbon superalkali $\text{C}_3\text{X}_3\text{Y}_3$ ($\text{X} = \text{O}, \text{S}$ and $\text{Y} = \text{Li}, \text{Na}, \text{K}$) clusters as excess electron compounds for remarkable static and dynamic NLO response, *J. Mol. Graphics Modell.*, 2021, **106**, 107922.
- 36 L. Saedi, M. Dodangi, A. Mohammadpanaardakan and M. Eghtedari, Superalkali-Superhalogen Complexes as Versatile Materials for Hydrogen Storage: A Theoretical Study, *J. Cluster Sci.*, 2020, **31**, 71–78.
- 37 R. B. King, in *Structure and Bonding in Zintl Ions and Related Main Group Element Clusters BT – Zintl Ions: Principles and Recent Developments*, ed. T. F. Fässler, Springer Berlin Heidelberg, Berlin, Heidelberg, 2011, pp. 1–24.
- 38 L. J. Schiegerl, A. J. Karttunen, W. Klein and T. F. Fässler, Silicon clusters with six and seven unsubstituted vertices via a two-step reaction from elemental silicon, *Chem. Sci.*, 2019, **10**, 9130–9139.
- 39 S. Sinha, P. Jena and S. Giri, Functionalized nona-silicide $[\text{Si}_9\text{R}_3]$ Zintl clusters: a new class of superhalogens, *Phys. Chem. Chem. Phys.*, 2022, **24**, 21105–21111.
- 40 J. Cao, F. Li, W. Xia and W. Bian, van der Waals interactions in bimolecular reactions, *Chin. J. Chem. Phys.*, 2019, **32**, 157–166.
- 41 Z. Shen, H. Ma, C. Zhang, M. Fu, Y. Wu, W. Bian and J. Cao, Dynamical importance of van der Waals saddle and excited potential surface in $\text{C}(^1\text{D}) + \text{D}_2$ complex-forming reaction, *Nat. Commun.*, 2017, **8**, 14094.
- 42 D. Skouteris, D. E. Manolopoulos, W. Bian, H. J. Werner, L. H. Lai and K. Liu, Van der Waals interactions in the $\text{Cl} + \text{HD}$ reaction, *Science*, 1999, **286**, 1713–1716.
- 43 J. Cao, Y. Wu and W. Bian, Ring polymer molecular dynamics of the $\text{C}(^1\text{D}) + \text{H}_2$ reaction on the most recent potential energy surfaces, *Chin. J. Chem. Phys.*, 2021, **34**, 833–842.
- 44 Y. Wu, J. Cao, H. Ma, C. Zhang, W. Bian, D. Nunez-Reyes and K. M. Hickson, Conical intersection-regulated intermediates in bimolecular reactions: Insights from $\text{C}(^1\text{D}) + \text{HD}$ dynamics, *Sci. Adv.*, 2019, **5**, eaaw0446.
- 45 F. Neese, F. Wennmohs, U. Becker and C. Riplinger, The ORCA quantum chemistry program package, *J. Chem. Phys.*, 2020, **152**, 224108.
- 46 M. J. Frisch, G. W. Trucks, H. B. Schlegel, G. E. Scuseria, M. a. Robb, J. R. Cheeseman, G. Scalmani, V. Barone, G. a. Petersson, H. Nakatsuji, X. Li, M. Caricato, a. V. Marenich, J. Bloino, B. G. Janesko, R. Gomperts, B. Mennucci, H. P. Hratchian, J. V. Ortiz, a. F. Izmaylov, J. L. Sonnenberg, Williams, F. Ding, F. Lipparini, F. Egidi, J. Goings, B. Peng, A. Petrone, T. Henderson, D. Ranasinghe, V. G. Zakrzewski, J. Gao, N. Rega, G. Zheng, W. Liang, M. Hada, M. Ehara, K. Toyota, R. Fukuda, J. Hasegawa, M. Ishida, T. Nakajima, Y. Honda, O. Kitao, H. Nakai, T. Vreven, K. Throssell, J. a. Montgomery Jr, J. E. Peralta, F. Ogliaro, M. J. Bearpark, J. J. Heyd, E. N. Brothers, K. N. Kudin, V. N. Staroverov, T. a. Keith, R. Kobayashi, J. Normand, K. Raghavachari, a. P. Rendell, J. C. Burant, S. S. Iyengar, J. Tomasi, M. Cossi, J. M. Millam, M. Klene, C. Adamo, R. Cammi, J. W. Ochterski, R. L. Martin, K. Morokuma, O. Farkas, J. B. Foresman and D. J. Fox, G16_C01, *Gaussian 16, Revision C.01*, Gaussian, Inc., Wallin, 2016.
- 47 Y. Ren and W. Bian, Mode-Specific Tunneling Splittings for a Sequential Double-Hydrogen Transfer Case: An Accurate Quantum Mechanical Scheme, *J. Phys. Chem. Lett.*, 2015, **6**, 1824–1829.
- 48 F. Li, X. Yang, X. Liu, J. Cao and W. Bian, An Ab Initio Neural Network Potential Energy Surface for the Dimer of Formic Acid and Further Quantum Tunneling Dynamics, *ACS Omega*, 2023, **8**, 17296–17303.
- 49 J. Luo, J. Cao, H. Liu and W. Bian, Accurate quantum dynamics of the simplest isomerization system involving double-H transfer, *Chin. J. Chem. Phys.*, 2022, **35**, 185–192.
- 50 J. Cao, Z. Zhang, C. Zhang, K. Liu, M. Wang and W. Bian, Quasiclassical trajectory study of $\text{H}+\text{SiH}_4$ reactions in full-dimensionality reveals atomic-level mechanisms, *Proc. Natl. Acad. Sci. U. S. A.*, 2009, **106**, 13180–13185.
- 51 W. Xia, J. Cao, Q. Lu and W. Bian, Production of ultracold polyatomic molecules with strong polarity by laser cooling:

- a detailed theoretical study on CaNC and SrNC, *Front. Chem.*, 2022, **10**, 1009986.
- 52 L. J. Schiegerl, A. J. Karttunen, J. Tillmann, S. Geier, G. Raudaschl-Sieber, M. Waibel and T. F. Fässler, Charged Si₉ Clusters in Neat Solids and the Detection of [H₂Si₉]²⁻ in Solution: A Combined NMR, Raman, Mass Spectrometric, and Quantum Chemical Investigation, *Angew. Chem., Int. Ed.*, 2018, **57**, 12950–12955.
- 53 J. Zhang and M. Dolg, ABCluster: the artificial bee colony algorithm for cluster global optimization, *Phys. Chem. Chem. Phys.*, 2015, **17**, 24173–24181.
- 54 H. Zhai and A. N. Alexandrova, Ensemble-Average Representation of Pt Clusters in Conditions of Catalysis Accessed through GPU Accelerated Deep Neural Network Fitting Global Optimization, *J. Chem. Theory Comput.*, 2016, **12**, 6213–6226.
- 55 J. Zhang and V. A. Glezakou, Global optimization of chemical cluster structures: Methods, applications, and challenges, *Int. J. Quantum Chem.*, 2021, **121**, 1–18.
- 56 K. Yu, X. Wang, L. Chen and L. Wang, Unbiased fuzzyglobal optimization of Lennard-Jones clusters for N ≤ 1000, *J. Chem. Phys.*, 2019, **151**, 214105.
- 57 F. Neese, The ORCA program system, WIREs, Comput, *Mol. Sci.*, 2012, **2**, 73–78.
- 58 A. L. Tenderholt and K. M. Langner, cclib: a library for package independent computational chemistry algorithms, *J. Comput. Chem.*, 2008, **29**, 839–845.
- 59 H. Singh, A DFT insight into structure, NBO, NCI, QTAIM, vibrational, and NLO properties of cationic amino acid ionic liquid [Pro-H]⁺BF₄⁻, *Struct. Chem.*, 2024, **35**, 471–483.
- 60 A. Ahsin, A. B. Shah and K. Ayub, Germanium-based superatom clusters as excess electron compounds with significant static and dynamic NLO response; a DFT study, *RSC Adv.*, 2022, **12**, 365–377.
- 61 A. Ahsin and K. Ayub, Zintl based superatom P₇M₂ (M = Li, Na, K & Be, Mg, Ca) clusters with excellent second and third-order nonlinear optical response, *Mater. Sci. Semicond. Process.*, 2021, **134**, 105986.
- 62 K. Ayub, Are phosphide nano-cages better than nitride nano-cages? A kinetic, thermodynamic and non-linear optical properties study of alkali metal encapsulated X₁₂Y₁₂ nano-cages, *J. Mater. Chem. C*, 2016, **4**, 10919–10934.
- 63 Q. Lu and W. Bian, The Decay of Dispersion Interaction and Its Remarkable Effects on the Kinetics of Activation Reactions Involving Alkyl Chains, *J. Phys. Chem. Lett.*, 2023, **14**, 10642–10647.
- 64 X. Yang, H. Ma, Q. Lu and W. Bian, Efficient Method for Numerical Calculations of Molecular Vibrational Frequencies by Exploiting Sparseness of Hessian Matrix, *J. Phys. Chem. A*, 2024, **128**, 3024–3032.
- 65 W. Bian and H.-J. Werner, Global ab initio potential energy surfaces for the ClH₂ reactive system, *J. Chem. Phys.*, 2000, **112**, 220–229.
- 66 A. Ahsin, A. Ali and K. Ayub, Transition metals based metalides TM-Janus-TM (where TM = Sc–Zn and Janus = F₆C₆H₆); a theoretical study of nonconventional metalides with excellent static and dynamic nonlinear optical properties, *Mater. Sci. Semicond. Process.*, 2023, **162**, 107506.
- 67 A. Ahsin, I. Ejaz, S. Sarfaraz, K. Ayub and H. Ma, Polaron Formation in Conducting Polymers: A Novel Approach to Designing Materials with a Larger NLO Response, *ACS Omega*, 2024, **9**, 14043–14053.
- 68 A. Ahsin, T. Jadoon and K. Ayub, M@[12-crown-4] and M@[15-crown-5] where (M = Li, Na, and K); the very first examples of non-conventional one alkali metal-containing alkalides with remarkable static and dynamic NLO response, *Phys. E*, 2022, **140**, 115170.
- 69 S. P. Karna, P. N. Prasad and M. Dupuis, Nonlinear optical properties of *p*-nitroaniline: an ab initio time-dependent coupled perturbed Hartree-Fock study, *J. Chem. Phys.*, 1991, **94**, 1171–1181.
- 70 M. R. Maina, Y. Okamoto, K. Hamada, A. Okada, S. ichi Nakashiba and N. Nishi, Effects of superposition of 532 nm and 1064 nm wavelengths in copper micro-welding by pulsed Nd:YAG laser, *J. Mater. Process. Technol.*, 2022, **299**, 117388.