

EDGE ARTICLE

Cite this: *Chem. Sci.*, 2022, 13, 9387

All publication charges for this article have been paid for by the Royal Society of Chemistry

Received 13th May 2022

Accepted 21st July 2022

DOI: 10.1039/d2sc02665a

rsc.li/chemical-science

Palladium-catalyzed difluoroalkylative carbonylation of styrenes toward difluoropentanedioates†

Zhi-Peng Bao,^{ab} Youcan Zhang^a and Xiao-Feng Wu^{ab} 

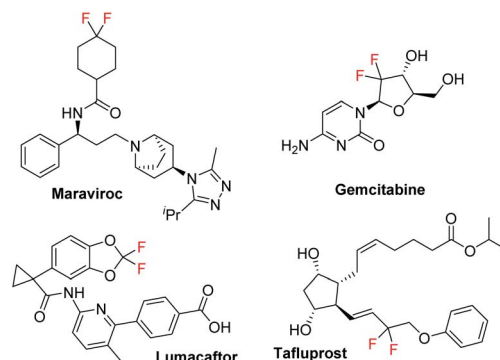
The introduction of fluorine atoms into organic molecules is an attractive but challenging topic. In this work, an interesting palladium-catalyzed difluoroalkylative carbonylation of aryl olefins has been developed. A wide range of aryl olefins were transformed into the corresponding difluoropentanedioate compounds with good functional-group tolerance and excellent regioselectivity. Inexpensive ethyl bromodifluoroacetate acts both as a difluoroalkyl precursor and a nucleophile here. Additionally, a scale-up reaction was also performed successfully, and further transformations of the obtained product were shown as well.

Introduction

Organic fluorides play an important role in organic synthesis, medicinal chemistry, and materials science due to their special physical and chemical properties.¹ The introduction of a fluorine atom into an organic molecule can often change the biological activity and physical properties of the compound. Among the fluorine containing moieties, the difluoromethylene group has good metabolic stability, and its electron-withdrawing character can affect the electronic properties, chemical properties, and biological reactivity of the adjacent functional groups among the fluorine-containing compounds, thus it exists in diverse drug molecules.² For example, Maraviroc is a CCR5 co-receptor antagonist used for treating CCR5-tropic HIV-1 infection together with other antiretroviral medications.³ Gemcitabine, a nucleoside metabolic inhibitor, is used as an adjunct therapy in the treatment of certain types of ovarian cancer, non-small cell lung carcinoma, metastatic breast cancer, and as a single agent for pancreatic cancer.⁴ Lumacaftor is a protein chaperone, used for the treatment of cystic fibrosis in patients who are homozygous for the F508del mutation in the CFTR gene by combining with ivacaftor.⁵ Tafluprost, an ophthalmic prostaglandin analogue, has been used to lower intraocular pressure in patients with ocular hypertension or open-angle glaucoma (Scheme 1).⁶

Due to the double bond of aryl alkenes conjugated with an aromatic ring, they are quite activated and will usually lead to selectivity and reactivity issues in organic transformations. On the other hand, it represents an attractive route to construct fluorinated compounds by using aryl olefins and commercially available fluoroalkyl halides as the starting materials.⁷ Various transition-metal-catalyzed,⁸ photoinduced⁹ or *N*-heterocyclic carbene (NHC) catalyzed¹⁰ fluoroalkylation reactions of aryl alkenes with fluoroalkyl halides have been developed for the preparation of difunctional saturated fluorine-containing compounds (Scheme 2a).

Transition metal-catalyzed carbonylation is an effective strategy for preparing various functionalized carbonyl-containing compounds.¹¹ In recent years, more and more procedures for fluoroalkylative carbonylations of olefins have been developed for the construction of fluorine-containing carbonylated compounds. For example, Liu's group reported a novel cooperative strategy based on palladium-catalyzed and



Scheme 1 Examples of drug molecules containing a difluoromethyl moiety.

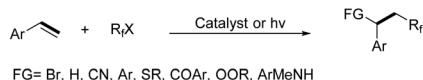
^aDalian National Laboratory for Clean Energy, Dalian Institute of Chemical Physics, Chinese Academy of Sciences, 116023 Dalian, Liaoning, China. E-mail: xwu2020@dicp.ac.cn

^bLeibniz-Institut für Katalyse e.V., Albert-Einstein-Straße 29a, 1, 8059 Rostock, Germany. E-mail: Xiao-Feng.Wu@katalyse.de

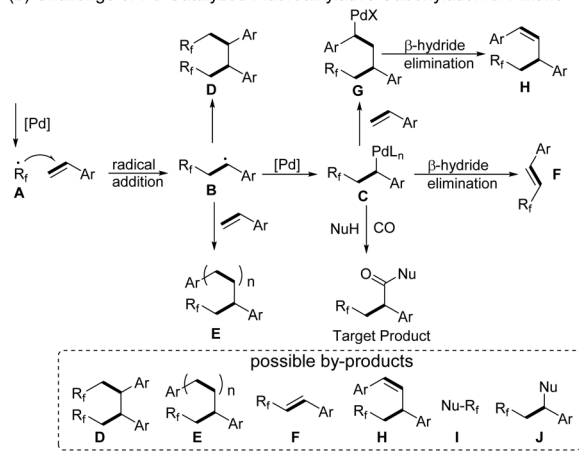
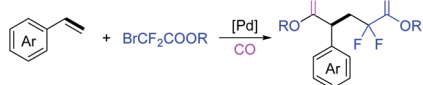
† Electronic supplementary information (ESI) available: general comments, general procedure, analytic data, and NMR spectra. See <https://doi.org/10.1039/d2sc02665a>



(a) Fluoroalkylation of Aryl Olefins for Fluorine-Containing Compounds



(b) Challenge of Pd-Catalyzed Fluoroalkylative Carbonylation of Alkene

(c) **This work:** Difluoroalkylative Carbonylation of Aryl Olefins

Scheme 2 Palladium-catalyzed fluoro functionalization of aryl olefins.

iodine(III)-mediated β -fluorocarboxylation of alkenes;¹² palladium-catalyzed multi-component perfluoroalkylative carbonylation for the synthesis of β -perfluoroalkyl esters and amides was also realized;¹³ and a copper-catalyzed 1,2-trifluoromethylation carbonylation of unactivated alkenes to get β -trifluoromethylated aliphatic carboxylic acid derivatives has been reported recently.¹⁴ However, most of them are based on unactivated aliphatic olefins, and the transformation of aryl olefins in the fluoroalkylative carbonylation reaction to give the corresponding ester product is still not reported.

Under all the above discussed backgrounds, we became interested in developing a new fluoroalkylative carbonylation procedure for aryl olefins to construct fluorine-containing carbonylated compounds. However, this strategy faces several challenges. As depicted in Scheme 2b, palladium-mediated single-electron reduction of fluoroalkyl halide forms radical **A**, which subsequently adds to the aryl olefins to generate a new benzylic carbon radical **B**. The intermediate **B** recombines with palladium to form a new active benzylic intermediate **C**. Meanwhile, **B** may dimerize to form **D**, which may even continue to polymerize with other aryl olefins to form product **E**. Intermediate **C** can give product **F** after β -hydride elimination.^{7a} Intermediate **C** can also continue to add to another olefin to form **G**, and then β -hydride elimination takes place to give product **H**.¹⁵ Theoretically, fluoroalkyl halide can also react directly with a nucleophile to give compound **I**, and **C** may be quenched by a nucleophile to form **J**. Hence, a selective and efficient procedure for fluoroalkylative carbonylation of aryl olefins to construct fluorine-containing carbonylated compounds is a challenging topic.

After systematic optimizations, herein, we developed an efficient palladium-catalyzed difluoroalkylative carbonylation reaction for aryl olefins. Ethyl bromodifluoroacetate acts both as a difluoroalkyl precursor and a nucleophile in this system. A wide range of aryl olefins were transformed into the corresponding difluoropentanedioate compounds in good yields with broad functional group tolerance and excellent regioselectivity (Scheme 2c).

Results and discussion

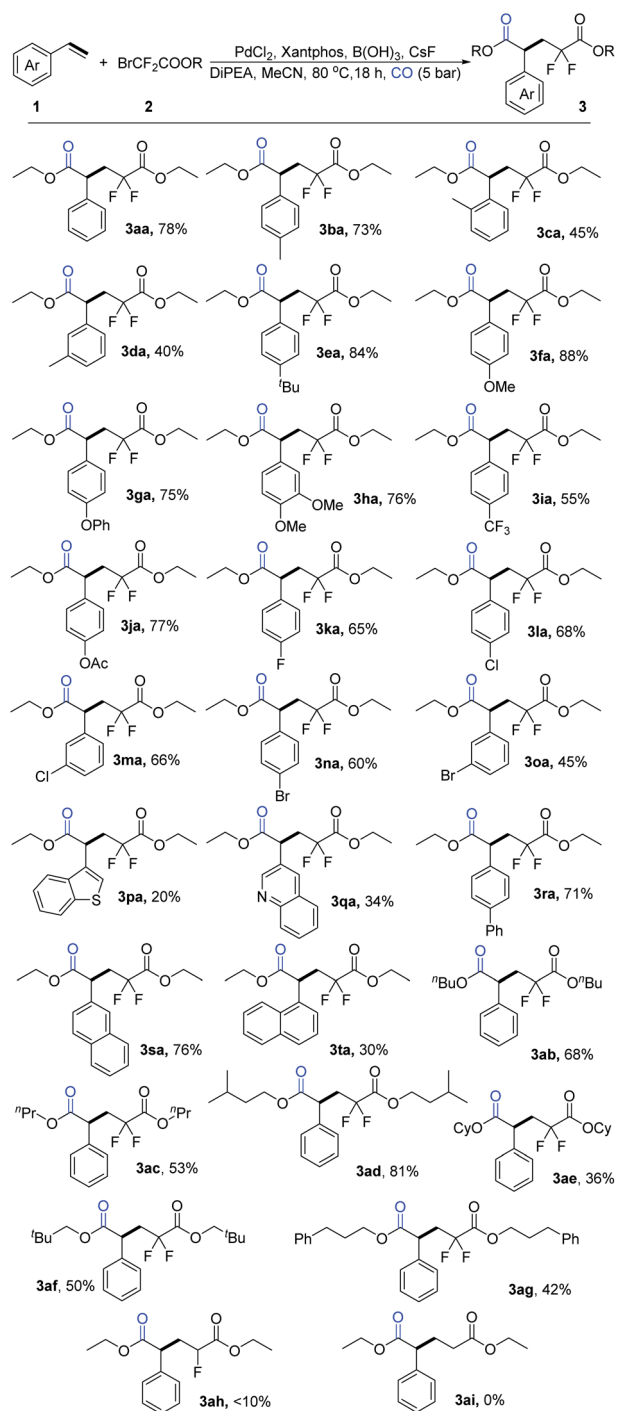
Initially, styrene **1a** and cheap ethyl bromodifluoroacetate **2a** were chosen as the model substrates to evaluate the feasibility of this difluoroalkylation carbonylation reaction. To our delight, with DiPEA as the base and assisted by $\text{B}(\text{OH})_3$ in dioxane at 80 °C, the desired product **3aa** was obtained in 57% yield in the presence of PdCl_2 and using Xantphos as the ligand (Table 1, entry 1). Subsequently, various bases were studied, and a lower yield was observed with Na_2CO_3 (Table 1, entry 2). The desired product **3aa** was not detected when using NaO^tBu as the base (Table 1, entry 3). We then studied the effect of palladium pre-catalysts, but unfortunately, reduced yields were obtained when $\text{Pd}(\text{OAc})_2$, $\text{Pd}(\text{PPh}_3)_4$, or $\text{Pd}(\text{TFA})_2$ were tested (Table 1, entries 4–6). Further screening showed that 0.4 mmol of boric acid was proven to be the best for the target transformation (Table 1, entry 7 vs. 6). The yield of **3aa** dropped to 17% in the absence of boric acid (Table 1, entry 8). And the yield of **3aa** increased to 66% when employing MeCN as the solvent (Table 1, entry 9).

Table 1 Optimization of reaction conditions^a

Entry	[Pd]	Ligand	Base	$\text{B}(\text{OH})_3$ (mmol)	Yield [%] ^b
1	PdCl_2	Xantphos	DiPEA	0.2	57
2	PdCl_2	Xantphos	Na_2CO_3	0.2	19
3	PdCl_2	Xantphos	NaO^tBu	0.2	N.D.
4	$\text{Pd}(\text{OAc})_2$	Xantphos	DiPEA	0.2	50
5	$\text{Pd}(\text{PPh}_3)_4$	Xantphos	DiPEA	0.2	46
6	$\text{Pd}(\text{TFA})_2$	Xantphos	DiPEA	0.2	46
7	PdCl_2	Xantphos	DiPEA	0.4	60
8	PdCl_2	Xantphos	DiPEA	0	17
9 ^c	PdCl_2	Xantphos	DiPEA	0.4	66
10 ^c	PdCl_2	PPh_3	DiPEA	0.4	50
11 ^c	PdCl_2	DPEphos	DiPEA	0.4	18
12 ^c	PdCl_2	Nixantphos	DiPEA	0.4	46
13 ^c	PdCl_2	DPPP	DiPEA	0.4	Trace
14 ^{c,d}	PdCl_2	Xantphos	DiPEA	0.4	67
15 ^{c,d,e}	PdCl_2	Xantphos	DiPEA	0.4	81 (78) ^f

^a Reaction conditions: **1a** (0.3 mmol), **2a** (0.9 mmol), [Pd] (10 mol%), monodentate ligand (20 mol%) or bidentate ligand (10 mol%), $\text{B}(\text{OH})_3$, base (1.2 mmol) in dioxane (1.5 mL) at 80 °C for 18 h under CO (10 bar). ^b Yields were determined by GC-FID analysis using *n*-hexadecane as an internal standard. ^c MeCN as solvent. ^d CO (5 bar). ^e CsF (0.3 mmol) as an additive. ^f Yield of the isolated product.

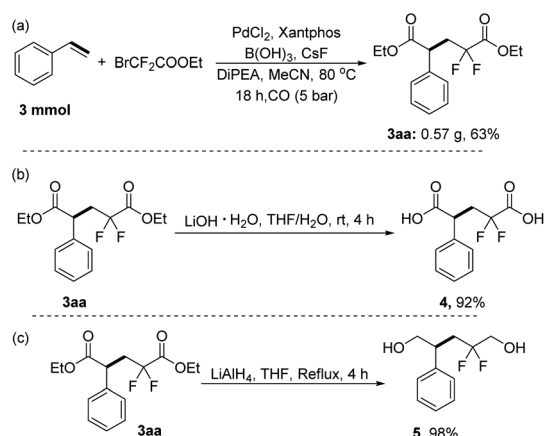
Then we studied the effect of ligands, but reduced yields were obtained with the tested ligands (Table 1, entries 10–13). Interestingly, the yield of **3aa** was almost not changed when we decreased the pressure of CO to 5 bar (Table 1, entry 14). To our satisfaction, **3aa** was obtained in 81% yield when CsF was used as an additive (Table 1, entry 15).



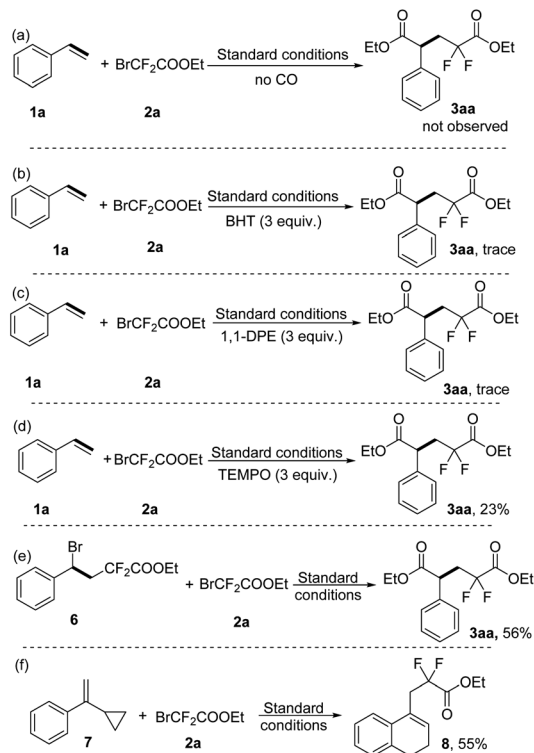
Scheme 3 Scope of aryl olefins and bromodifluoroacetates. [a] Reaction conditions: **1** (0.3 mmol), **2a** (0.9 mmol), PdCl₂ (10 mol%), Xantphos (10 mol%), B(OH)₃ (0.4 mmol), DIPEA (1.2 mmol), CsF (0.3 mmol), MeCN (1.5 mL), CO (5 bar), 80 °C, 18 h, isolated yields.

With the best reaction conditions in hand, we conducted our investigation into substrate scope, and a variety of aryl olefins were tested (Scheme 3). Aryl olefins with electron-donating groups, such as methyl, *tert*-butyl, methoxy, benzeneoxy, and 3, 4-dimethoxy groups were tolerated well to give the desired difluoropentanedioate products in moderate to high isolated yields (**3ba–3ha**). Notably, the yield can reach up to 88% when the olefin bears a methoxy group at the *para*-position. It should be mentioned that *ortho*-substituted styrene provided the corresponding product in lower yield compared with *para*-substituted styrene probably due to the steric hindrance (**3ca** vs **3ba**). Aryl olefins bearing electron-withdrawing groups, such as trifluoromethyl, acetate, can afford the target products in moderate to good yields as well (**3ia–3ja**). For those substrates with halogen groups, including fluoro, chloro, and bromo substituents, the desired products were isolated in good yields (**3ka–3oa**). To our delight, 3-vinylbenzothiophene and 3-vinylquinoline were also tolerable under our standard conditions (**3pa–3qa**). Moreover, substrates with 1-biphenyl and 2-naphthalene moieties could also work well to give the corresponding products in good yields (**3ra–3sa**). 1-Vinylnaphthalene gave the corresponding product in lower yield compared with 2-vinylnaphthalene probably because of the steric hindrance (**3ta** vs. **3sa**). Moreover, six additional examples of bromodifluoroacetates were examined and the desired products **3ab–3ag** were all isolated in moderate to good yields. However, when ethyl 2-bromo-2-fluoroacetate and ethyl 2-bromoacetate were tested, very low or no yield of the desired product could be detected (**3ah**, **3ai**).

To demonstrate the scalability and utility of this method, we conducted a scale-up reaction and further transformations of the obtained product **3aa**. The desired diethyl 2, 2-difluoro-4-phenylpentanedioate **3aa** can still be obtained in 63% yield when we expanded the reaction by 10 times (Scheme 4a). Then 2, 2-difluoro-4-phenylpentanedioic acid was obtained with 92% yield by alkaline hydrolysis of the product **3aa** in THF/H₂O with LiOH as the base (Scheme 4b). Subsequently, 98% yield of 2,2-difluoro-4-phenylpentane-1,5-diol was achieved from the



Scheme 4 A scale-up reaction and transformations of the product **3aa**.

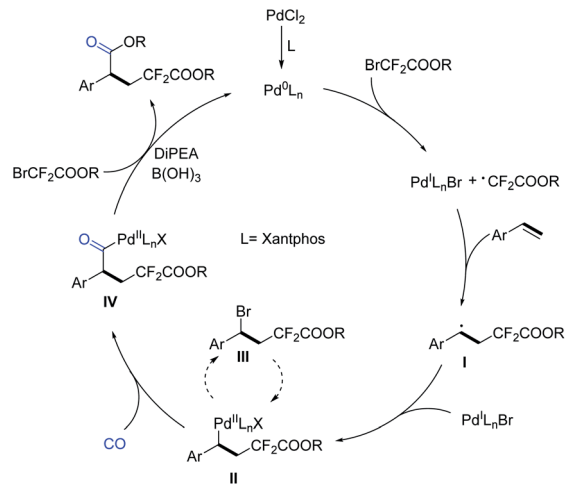


Scheme 5 Control experiments.

product **3aa** by using lithium aluminum hydride as the reductant (Scheme 4c).

In order to gain some insight into the reaction mechanism, several control experiments were performed. Firstly, the target product **3aa** was not observed in the absence of carbon monoxide gas under the standard conditions (Scheme 5a). Secondly, only a trace amount of the target product **3aa** was detected when the radical inhibitor BHT (2,4-di-*tert*-butyl-4-methylphenol, 3 equiv.) or 1, 1-DPE (1,1-diphenylethylene, 3 equiv.) was added to our model reaction under the standard conditions (Scheme 5b and 5c). Similarly, the yield of **3aa** was decreased to 23% when the radical inhibitor TEMPO (3 equiv.) was added (Scheme 5d). Furthermore, radical inhibitors 1, 1-DPE and TEMPO both trapped the difluoroacetate radical and detected it in GC-MS (see the ESI[†]), which indicates that this reaction involves radical intermediates. Moreover, the possible intermediate **6** was prepared and then reacted with ethyl bromodifluoroacetate **2a** under standard conditions, and the desired product **3aa** was obtained in 56% yield (Scheme 5e). The radical nature of this reaction was also proven by the ring-opening radical clock reaction and 55% of the corresponding product **8** was obtained under our standard conditions (Scheme 5f).

Based on the above results and literature studies,^{13,16} a plausible reaction mechanism is proposed (Scheme 6). The catalytic cycle starts from the active catalyst Pd⁰L_n species, which was generated from the PdCl₂ pre-catalyst. Then, the Pd⁰L_n complex induced a SET (single-electron transfer) process of bromodifluoroacetate to give the corresponding difluoroacetate radical



Scheme 6 Proposed mechanism.

and a Pd^IL_nX species, followed by the addition of the difluoroacetate radical to aryl olefin to give a new secondary benzylic radical **I**. Subsequently, the Pd^IL_nX species was reincorporated with the carbon radical **I** to afford the key intermediate **II**. It is important to mention that the complex **II** can be converted into **III** through reductive elimination. However, the reaction is reversible and compound **III** can react with the reactive Pd⁰L_n species and be reconverted into **II**. After the insertion of carbon monoxide, complex **II** will be transformed into intermediate **IV**. Finally, intermediate **IV** reacts with another molecule of bromodifluoroacetate and gives the desired final product after the reductive elimination procedure. Meanwhile, in the presence of DiPEA, Pd⁰L_n will be regenerated for the next catalytic cycle. Although their roles are not very clear, we believe that B(OH)₃ can promote the decomposition of bromodifluoroacetate for alcohol release and CsF is more like a buffer here.

Conclusions

In summary, a novel palladium-catalyzed procedure for difluoroalkylative carbonylation of aryl olefins has been developed. We have overcome the previous inability to take advantage of aryl olefins in difluoroalkylative carbonylation. A variety of aryl olefins were transformed into the corresponding difluoropentanedioate compounds in good yields with broad functional group tolerance and excellent selectivity. Additionally, the scaled-up reaction to a 3 mmol scale can be performed smoothly with a similar yield. Furthermore, the produced difluoropentanedioate product can be efficiently converted to the corresponding diacid and diol in a facile manner.

Author contributions

XFW surprised this project and revised the manuscript. ZPB and YZ performed all the experiments. ZPB prepared the first version of this manuscript.

Conflicts of interest

There are no conflicts to declare.

Acknowledgements

We are thankful for the financial support from DICP and the K. C. Wong Education Foundation (GJTD-2020-08).

Notes and references

- (a) Y. Zhou, J. Wang, Z. Gu, S. Wang, W. Zhu, J. L. Aceña, V. A. Soloshonok, K. Izawa and H. Liu, *Chem. Rev.*, 2016, **116**, 422–518; (b) M. Salwiczek, E. K. Nyakatura, U. I. M. Gerling, S. Ye and B. Kocsch, *Chem. Soc. Rev.*, 2012, **41**, 2135–2171; (c) W. Zhang, *Chem. Rev.*, 2009, **109**, 749–795; (d) W. Zhou, W.-J. Pan, J. Chen, M. Zhang, J.-H. Lin and W. C. J.-C. Xiao, *Chem. Commun.*, 2021, **57**, 9316–9329.
- (a) P. Kirsch, *Modern fluoroorganic chemistry: synthesis, reactivity, applications*, John Wiley & Sons, 2013; (b) N. A. Meanwell, *J. Med. Chem.*, 2018, **61**, 5822–5880; (c) E. P. Gillis, K. J. Eastman, M. D. Hill, D. J. Donnelly and N. A. Meanwell, *J. Med. Chem.*, 2015, **58**, 8315–8359; (d) Z. Feng, Y.-L. Xiao and X. Zhang, *Acc. Chem. Res.*, 2018, **51**, 2264–2278; (e) X. Ma and Q. Song, *Chem. Soc. Rev.*, 2020, **49**, 9197–9219.
- N. J. Carter and G. M. Keating, *Drugs*, 2007, **67**, 2277–2288.
- P. Shweta, V. Juhi, D. D. Ravindra, P. D. Rikeshwer, M. Nagashekhara, A. B. Ranjeet, K. S. Pravat and K. Prashant, *Int. J. Pharm.*, 2021, **592**, 120043.
- E. D. Deeks, *Drugs*, 2016, **76**, 1191–1201.
- M. B. Pantcheva, L. K. Seibold, N. S. Awadallah and M. Y. Kahook, *Adv. Ther.*, 2011, **28**, 707.
- (a) Z. Feng, Q.-Q. Min, H.-Y. Zhao, J.-W. Gu and X. Zhang, *Angew. Chem., Int. Ed.*, 2015, **127**, 1286–1290; (b) N. J. W. Straathof, S. E. Cramer, V. Hessel and T. Noël, *Angew. Chem., Int. Ed.*, 2016, **55**, 15549–15553; (c) X. Wang, S. Zhao, J. Liu, D. Zhu, M. Guo, X. Tang and G. Wang, *Org. Lett.*, 2017, **19**, 4187–4190; (d) D. P. Tiwari, S. Dabral, J. Wen, J. Wiesenthal, S. Terhorst and C. Bolm, *Org. Lett.*, 2017, **19**, 4295–4298; (e) L. Zhao, Y. Huang, Z. Wang, E. Zhu, T. Mao, J. Jia, J. Gu, X.-F. Li and C.-Y. He, *Org. Lett.*, 2019, **21**, 6705–6709; (f) K. Li, X. Zhang, J. Chen, Y. Gao, C. Yang, K. Zhang, Y. Zhou and B. Fan, *Org. Lett.*, 2019, **21**, 9914–9918; (g) C. Yu, N. Iqbal, S. Park and E. J. Cho, *Chem. Commun.*, 2014, **50**, 12884–12887; (h) W.-W. Xu, L. Wang, T. Mao, J. Gu, X.-F. Li and C.-Y. He, *Molecules*, 2020, **25**, 508.
- For selected examples on transition-metal catalyzed radical fluoroalkylation of aryl olefins, see: (a) W. Kong, C. Yu, H. An and Q. Song, *Org. Lett.*, 2018, **20**, 4975–4978; (b) X. Wang, Y. Li, H.-C. Liu, B.-S. Zhang, X.-Y. Gou, Q. Wang, J.-W. Ma and Y.-M. Liang, *J. Am. Chem. Soc.*, 2019, **141**, 13914–13922; (c) B. Gao, Y. Ni, X. Liu, T. Jiang, Q. Yan, R. Yang and X. Zhang, *Eur. J. Org. Chem.*, 2021, 1913–1918; (d) W.-Y. Shi, Y.-N. Ding, C. Liu, N. Zheng, X.-Y. Gou, M. Li, Z. Zhang, H.-C. Liu, Z.-J. Niu and Y.-M. Liang, *Chem. Commun.*, 2020, **56**, 12729–12732; (e) Y. Chen, L. Li, Y. Ma and Z. Li, *J. Org. Chem.*, 2019, **84**, 5328–5338.
- For selected examples on photoinduced radical fluoroalkylation of aryl olefins, see: (a) P. Zhang, W. Li, W. Qu, Z. Shu, Y. Tao, J. Lin and X. Gao, *Org. Lett.*, 2021, **23**, 9267–9272; (b) M. Zhang, J.-H. Lin, C.-M. Jin and J.-C. Xiao, *Chem. Commun.*, 2021, **57**, 2649–2652; (c) X.-L. Lv, C. Wang, Q.-L. Wang and W. Shu, *Org. Lett.*, 2019, **21**, 56–59; (d) R. Xu and C. Cai, *Chem. Commun.*, 2019, **55**, 4383–4386; (e) R. Xu and C. Cai, *Org. Biomol. Chem.*, 2019, **17**, 8541–8545; (f) Y.-F. Yang, J.-H. Lin and J.-C. Xiao, *Org. Lett.*, 2021, **23**, 9277–9282; (g) M. Zhang, J.-H. Lin and J.-C. Xiao, *Org. Lett.*, 2021, **23**, 6079–6083; (h) M. Zhang, J.-H. Lin and J.-C. Xiao, *Angew. Chem., Int. Ed.*, 2019, **58**, 6079–6083.
- For selected examples on N-heterocyclic carbene (NHC) catalysed radical fluoroalkylation of aryl olefins, see: (a) J.-L. Li, Y.-Q. Liu, W.-L. Zou, R. Zeng, X. Zhang, Y. Liu, B. Han, Y. He, H.-J. Leng and Q.-Z. Li, *Angew. Chem., Int. Ed.*, 2020, **59**, 1863–1870; (b) H.-B. Yang, Z.-H. Wang, J.-M. Lia and C. Wu, *Chem. Commun.*, 2020, **56**, 3801–3804.
- (a) J.-B. Peng, F.-P. Wu and X.-F. Wu, *Chem. Rev.*, 2019, **119**, 2090–2127; (b) H.-Y. Zhao, M. Zhou and X. Zhang, *Org. Lett.*, 2021, **23**, 9106–9111; (c) M. Zhou, H.-Y. Zhao, S. Zhang, Y. Zhang and X. Zhang, *J. Am. Chem. Soc.*, 2020, **142**, 18191–18199; (d) Q. Wang, Y.-T. He, J.-H. Zhao, Y.-F. Qiu, L. Zheng, J.-Y. Hu, Y.-C. Yang, X.-Y. Liu and Y.-M. Liang, *Org. Lett.*, 2016, **18**, 2664–2667; (e) F.-P. Wu, Y. Yuan, J. Liu and X.-F. Wu, *Angew. Chem., Int. Ed.*, 2021, **60**, 8818–8822; (f) H.-J. Ai, W. Lu and X.-F. Wu, *Angew. Chem., Int. Ed.*, 2021, **60**, 17178–17184; (g) X.-P. Fu, X.-S. Xue, X.-Y. Zhang, Y.-L. Xiao, S. Zhang, Y.-L. Guo, X. Leng, K. N. Houk and X. Zhang, *Nat. Chem.*, 2019, **11**, 948–956; (h) R. Cheng, Y. Sang, X. Gao, S. Zhang, X.-S. Xue and X. Zhang, *Angew. Chem., Int. Ed.*, 2021, **60**, 12386–12391; (i) B. Tian, X. Li, P. Chen and G. Liu, *Angew. Chem., Int. Ed.*, 2021, **60**, 14881–14886; (j) *Carbon monoxide in organic synthesis-Carbonylation chemistry*, ed., B. Gabriele, Wiley-VCH, 2021; (k) L. Kollär, in *Modern Carbonylation Methods*, Wiley-VCH, Weinheim, 2008.
- X. Qi, F. Yu, P. Chen and G. Liu, *Angew. Chem., Int. Ed.*, 2017, **56**, 12692–12696.
- (a) Y. Zhang, H.-Q. Geng and X.-F. Wu, *Angew. Chem., Int. Ed.*, 2021, **60**, 24292–24298; (b) Y. Zhang, H.-Q. Geng and X.-F. Wu, *Chem. – Eur. J.*, 2021, **27**, 17682–17687.
- F.-P. Wu, Y. Yuan and X.-F. Wu, *Angew. Chem., Int. Ed.*, 2021, **60**, 25787–25792.
- H.-J. Ai, C.-X. Cai, X. Qi, J.-B. Peng, F. Zheng and X.-F. Wu, *Tetrahedron Lett.*, 2017, **58**, 3846–3850.
- (a) H. Yin and T. Skrydstrup, *J. Org. Chem.*, 2017, **82**, 6474–6481; (b) S. Domański, O. Staszewska-Krajewska and W. Chaladaj, *J. Org. Chem.*, 2017, **82**, 7998–8007; (c) B. Gatlik and W. Chaladaj, *ACS Catal.*, 2021, **11**, 6547–6559; (d) Q. Wang, X. Yu, J. Jin, Y. Wu and Y. Liang, *Chin. J. Chem.*, 2018, **36**, 223–226; (e) Q. Wang, L. Zheng, Y.-T. He and Y.-M. Liang, *Chem. Commun.*, 2017, **53**, 2814–2817.