

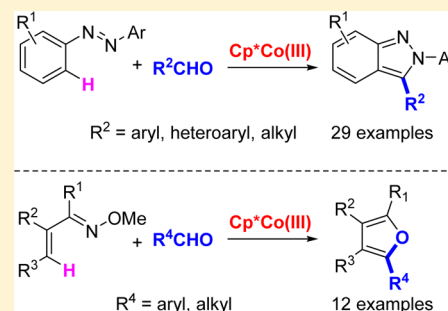
Cobalt(III)-Catalyzed Synthesis of Indazoles and Furans by C–H Bond Functionalization/Addition/Cyclization Cascades

Joshua R. Hummel and Jonathan A. Ellman*

Department of Chemistry, Yale University, New Haven, Connecticut 06520, United States

S Supporting Information

ABSTRACT: The development of operationally straightforward and cost-effective routes for the assembly of heterocycles from simple inputs is important for many scientific endeavors, including pharmaceutical, agrochemical, and materials research. In this article we describe the development of a new air-stable cationic Co(III) catalyst for convergent, one-step benchtop syntheses of *N*-aryl-2*H*-indazoles and furans by C–H bond additions to aldehydes followed by in situ cyclization and aromatization. Only a substoichiometric amount of AcOH is required as an additive that is both low-cost and convenient to handle. The syntheses of these heterocycles are the first examples of Co(III)-catalyzed additions to aldehydes, and reactions are demonstrated for a variety of aromatic, heteroaromatic, and aliphatic derivatives. The syntheses of both *N*-aryl-2*H*-indazoles and furans have been performed on 20 mmol scales and should be readily applicable to larger scales. The reported heterocycle syntheses also demonstrate the use of directing groups that have not previously been applied to Co(III)-catalyzed C–H bond functionalizations. Additionally, the synthesis of furans demonstrates the first example of Co(III)-catalyzed functionalization of alkenyl C–H bonds.

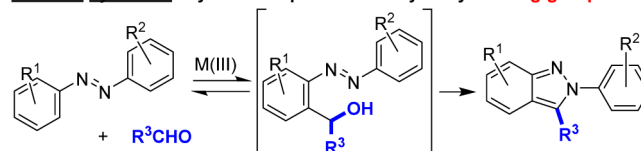


INTRODUCTION

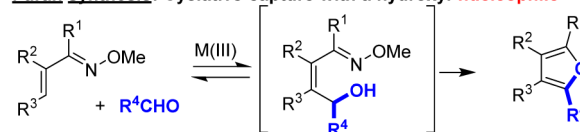
Remarkable progress in transition-metal-catalyzed C–H bond functionalization has enabled the direct generation of nucleophilic partners without requiring prefunctionalization.^{1,2} Strategies for the addition of C–H bonds to polarized π bonds are particularly efficient and atom-economical for the assembly of heteroatom substituted products.³ Due to the vast number of diverse aldehydes that are commercially available, aldehydes potentially represent the most versatile of the polarized π -bond inputs. However, C–H bond additions to aldehydes are reversible, with the alcohol products only favored when destabilized, highly electron-deficient aldehydes are used.⁴ For typical aldehydes, good conversion to the alcohol product can only be achieved by trapping the alcohol to prevent reversibility, for example, through protection⁵ or oxidation.⁶ Recently, we have reported a general strategy to access important classes of heterocycles by cyclative capture of the initially formed alcohol intermediate via reaction with the directing group for C–H functionalization (Figure 1).⁷ In this approach the alcohol can either react as a leaving group with the directing group serving as a nucleophile (as represented by indazole synthesis) or act as a nucleophile with the directing group serving as an electrophile (as depicted for furan synthesis).

Although our cyclative capture approaches provide efficient and convergent access to heterocycles, this chemistry is limited by the expensive Rh(III) C–H functionalization catalysts that we have so far employed. Due to the high cost of the more extensively developed catalyst systems based upon the precious metals Rh, Pd, Ag, Ir, Pt, and Au, it is not surprising that C–H

Indazole synthesis: Cyclative capture with a hydroxyl leaving group



Furan synthesis: Cyclative capture with a hydroxyl nucleophile



Previous work: Rh(III)
This work: Co(III)

Figure 1. Rhodium- and cobalt-catalyzed heterocycle synthesis via aldehyde addition followed by cyclative capture.

bond functionalization using the earth-abundant first-row metals such as Mn,⁸ Fe,⁹ Co,^{10–12} Ni,¹³ and Cu¹⁴ has increasingly been investigated as an attractive alternative due to availability and cost.¹⁵

In this article we report the development of a new Co catalyst for the synthesis of 2-aryl indazoles and furans (Figure 1). These structural motifs are prevalent in drugs and natural products^{16,17} and 2-aryl indazoles exhibit interesting spectrophotometric properties.^{7a} The transformations reported herein

Received: November 12, 2014

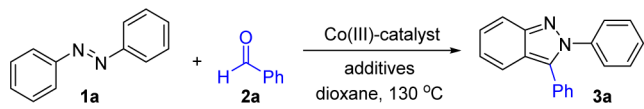
Published: December 10, 2014

are the first examples of Co-catalyzed additions of C–H bonds to carbonyl compounds and represent the first use of azo^{18,19} and oxime directing groups with Co(III) catalysis (Figure 1). Moreover, the C–H bond functionalization of α,β -unsaturated oximes to give furans provides the first example of Co(III)-catalyzed functionalization of alkenyl C–H bonds.²⁰ Both heterocycle syntheses utilize the same air-stable cationic Co(III) catalyst, and reactions can be performed on the benchtop and on a large scale.

RESULTS AND DISCUSSION

Seminal reports by Kanai, Matsunaga, and co-workers have established that the high-valent preformed cobalt complex $[\text{Cp}^*\text{Co}(\text{C}_6\text{H}_6)][\text{PF}_6]_2$ (**4**) catalyzes the addition of 2-phenylpyridyl^{11g} and indole^{11f} C–H bonds to sulfonyl protected imines. We therefore envisioned that a cationic $\text{Cp}^*\text{Co}(\text{III})$ system could also be designed for additions to aldehydes with cyclative capture to obtain heterocycles. To evaluate the potential of high-valent Co catalysts for these transformations, we chose to investigate the addition of azobenzene (**1a**) to benzaldehyde (**2a**) (Table 1). The initial attempt utilizing Kanai's and Matsunaga's preformed catalyst $[\text{Cp}^*\text{Co}(\text{C}_6\text{H}_6)][\text{PF}_6]_2$ (**4**) resulted in a poor yield of the desired product (entry 1).

Table 1. Optimization of Reaction Conditions for *N*-Aryl-2*H*-indazole Synthesis with $[\text{Cp}^*\text{CoCl}_2]_2$ ^a



entry	Co(III) source (mol %)	Ag salt (mol %)	acetate additive (mol %)	yield (%) ^b
1	4 (10)			2
2	$[\text{Cp}^*\text{CoCl}_2]_2$ (5)	AgPF ₆ (20)		3
3	$[\text{Cp}^*\text{CoCl}_2]_2$ (5)	AgSbF ₆ (20)		1
4	$[\text{Cp}^*\text{CoCl}_2]_2$ (5)	AgOAc (20)		1
5	$[\text{Cp}^*\text{CoCl}_2]_2$ (5)	AgB(C ₆ F ₅) ₄ (20)		51
6	$[\text{Cp}^*\text{CoCl}_2]_2$ (5)	AgB(C ₆ F ₅) ₄ (25)		61
7	$[\text{Cp}^*\text{CoCl}_2]_2$ (5)	AgB(C ₆ F ₅) ₄ (25)	AgOAc (20)	97 (91) ^c
8	$[\text{Cp}^*\text{CoCl}_2]_2$ (2.5)	AgB(C ₆ F ₅) ₄ (12.5)	AgOAc (10)	63
9	$[\text{Cp}^*\text{CoCl}_2]_2$ (1)	AgB(C ₆ F ₅) ₄ (5)	AgOAc (4)	44
10	$[\text{Cp}^*\text{CoCl}_2]_2$ (2.5)	AgB(C ₆ F ₅) ₄ (12.5)	KOAc (10)	54
11 ^d	$[\text{Cp}^*\text{CoCl}_2]_2$ (2.5)	AgB(C ₆ F ₅) ₄ (12.5)	AgOAc (10)	45
12		AgB(C ₆ F ₅) ₄ (25)	AgOAc (20)	

^aConditions: **2a** (1.0 equiv), **1a** (2.0 equiv) in 1,4-dioxane (2.0 M) for 24 h. ^bDetermined by GC analysis relative to tetradecane as an external standard. ^cIsolated yield at 0.20 mmol scale. ^dReverse stoichiometry: **2a** (2.0 equiv), **1a** (1.0 equiv).

We next evaluated a series of silver halide abstractors using $[\text{Cp}^*\text{CoCl}_2]_2$ as the precatalyst to generate cationic Co(III) in situ. AgPF₆ provided results similar to those observed with the preformed catalyst (entry 2), and with AgSbF₆ or AgOAc little or no product was obtained (entries 3 and 4, respectively). However, switching to the noncoordinating AgB(C₆F₅)₄ significantly increased the yield (entry 5), and the addition of

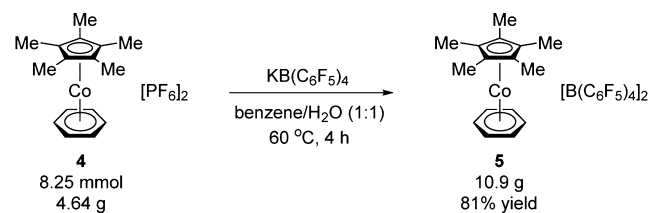
a slight excess of AgB(C₆F₅)₄ resulted in further improvement (entry 6). In previous reports on Co(III) catalysis, the addition of catalytic amounts of acetate base was beneficial.^{11d–f} During our optimization we found that the addition of 20 mol % of AgOAc also proved to be advantageous to the reaction, resulting in a near-quantitative yield (entry 7).²¹ Furthermore, although lower concentrations were tolerated, high concentration (2.0 M) was selected for added convenience and efficiency.

The application of lower catalyst loadings resulted in a reduced yield, providing 63% yield with 2.5 mol % of $[\text{Cp}^*\text{CoCl}_2]_2$ (entry 8) and 44% yield when only 1 mol % of $[\text{Cp}^*\text{CoCl}_2]_2$ was employed (entry 9). We decided to continue evaluation at 2.5 mol % of $[\text{Cp}^*\text{CoCl}_2]_2$ due to the difficulty in evaluating minor differences at the near-quantitative yield observed at higher catalyst loading. The use of KOAc as an alternative to AgOAc resulted in a slightly lower yield (entries 8 vs 10), as did the reversal of stoichiometry (entry 11). Finally, no reaction occurred when only Ag salts and no $[\text{Cp}^*\text{CoCl}_2]_2$ was added (entry 12), indicating that $\text{Cp}^*\text{Co}(\text{III})$ is essential for C–H bond functionalization.

Although a high yield of indazole **3a** was obtained under the optimized Co-catalyzed conditions (entry 7, Table 1), our goal of identifying a cost-effective earth-abundant catalyst system was only partially realized because a significant mol % of the precious metal silver was still required. In particular, 25 mol % of AgB(C₆F₅)₄ was necessary to abstract the chlorides to generate the cationic Co(III) catalyst, with 20 mol % more silver contributed by the AgOAc additive needed to achieve high yields.

As a first step to eliminating any use of Ag salts, we developed an independent synthesis of the optimal catalyst $[\text{Cp}^*\text{Co}(\text{C}_6\text{H}_6)][\text{B}(\text{C}_6\text{F}_5)_4]_2$ (**5**) that avoids the use of costly metals. We selected $[\text{Cp}^*\text{Co}(\text{C}_6\text{H}_6)](\text{PF}_6)_2$ (**4**) as a viable starting point because Kanai and Matsunaga had prepared this complex without the use of Ag salts or other expensive reagents.^{11g} Anion metathesis of complex **4** and commercially available potassium tetrakis(pentafluorophenyl)borate can be conveniently performed on a multigram scale to provide the desired catalyst **5** (Scheme 1). A biphasic mixture of benzene/

Scheme 1. Synthesis of $[\text{Cp}^*\text{Co}(\text{C}_6\text{H}_6)][\text{B}(\text{C}_6\text{F}_5)_4]_2$ (5**)**



H₂O was selected as the solvent of choice for this reaction to partition KPF₆ into the aqueous phase while avoiding any potential exchange of the benzene ligand on the parent $[\text{Cp}^*\text{Co}^{\text{III}}(\text{C}_6\text{H}_6)]$ complex.

Preliminary evaluation of **5** in the C–H functionalization cascade to **3a** established a large increase in reactivity over **4** (Table 2, entries 1 vs 2). In comparison to the reaction yield for $[\text{Cp}^*\text{CoCl}_2]_2/\text{AgB}(\text{C}_6\text{F}_5)_4$ in Table 1, the addition of silver acetate resulted in a dramatic improvement in the reaction yield (entries 3 and 4). We therefore sought to replace the precious metal additive AgOAc with earth-abundant first-row metal acetate salts.

Table 2. Optimization of Reaction Conditions for Indazole Synthesis with Catalyst 5^a

entry	preformed Co(III) catalyst (mol %)	additive	temp (°C)	yield (%) ^b
1	4 (10)		130	2
2	5 (10)		130	31
3	5 (10)	AgOAc (10 mol %)	130	82
4	5 (10)	AgOAc (20 mol %)	130	72
5	5 (10)	Cu(OAc) ₂ (10 mol %)	130	71
6	5 (10)	Cu(OAc) ₂ (20 mol %)	130	25
7	5 (10)	Cu(OAc) ₂ (H ₂ O) ₄ (10 mol %)	130	75
8	5 (10)	Cu(OAc) ₂ (H ₂ O) ₄ (20 mol %)	130	50
9	5 (10)	H ₂ O (50 mol %)	130	45
10	5 (10)	H ₂ O (1.0 equiv)	130	53
11	5 (10)	H ₂ O (2.0 equiv)	130	27
12	5 (10)	AcOH (10 mol %)	130	85
13	5 (10)	AcOH (10 mol %)	100	87
14 ^c	5 (10)	AcOH (10 mol %)	100	90
15	5 (10)	AcOH (50 mol %)	130	71
16	5 (10)	PivOH (10 mol %)	130	80
17	5 (5)	AcOH (5 mol %)	130	67
18	5 (5)	PivOH (5 mol %)	130	68

^aConditions: **2a** (1.0 equiv), **1a** (2.0 equiv) in 1,4-dioxane (2.0 M) for 24 h. ^bDetermined by GC analysis relative to tetradecane as an external standard. ^cReaction performed on the benchtop under nitrogen. ^dIsolated yield at 0.20 mmol scale.

We first investigated Cu(OAc)₂ because this additive had previously been observed to result in higher yields for Rh(III)-catalyzed transformations, including in transformations where Cu(II) did not serve as an oxidant.²² Promising results were observed at 10 mol % (71%, entry 5), but a significant reduction in yield was obtained at a higher loading (entry 6). Interestingly, although 10 mol % of Cu(OAc)₂(H₂O)₄ did not significantly influence reaction outcome (entry 7), at 20 mol % the tetrahydrate performed substantially better than anhydrous copper(II) acetate (entries 6 versus 8). Water was evaluated as an additive on the basis of this observation, demonstrating that this transformation was not sensitive to moderate amounts of moisture (entries 9–11). In fact, water was slightly beneficial when 1 equiv was employed, providing **3a** in 53% yield. Turning our attention to other protic additives we found that AcOH proved highly effective (entry 12), and with these conditions achieved our goal of completely eliminating all precious metal additives from the reaction system.

Additional reaction parameters were investigated to enhance the practicality of the transformation. First, the reaction temperature was explored, and a comparable yield was observed at a temperature below the solvent boiling point (entries 13 and 14). Furthermore, rigorous glovebox conditions were not required, which allowed us to set up reactions conveniently on the benchtop (entry 14).

In previous reports of C–H functionalization, pivalic acid has proven to be superior to other organic acids.²³ However, when PivOH was used in place of AcOH (entries 12 vs 16), similar

yields were obtained. This trend was also observed at lower acid and catalyst loading (entries 17 vs 18). Ultimately, acetic acid was selected as the additive of choice due to lower cost.

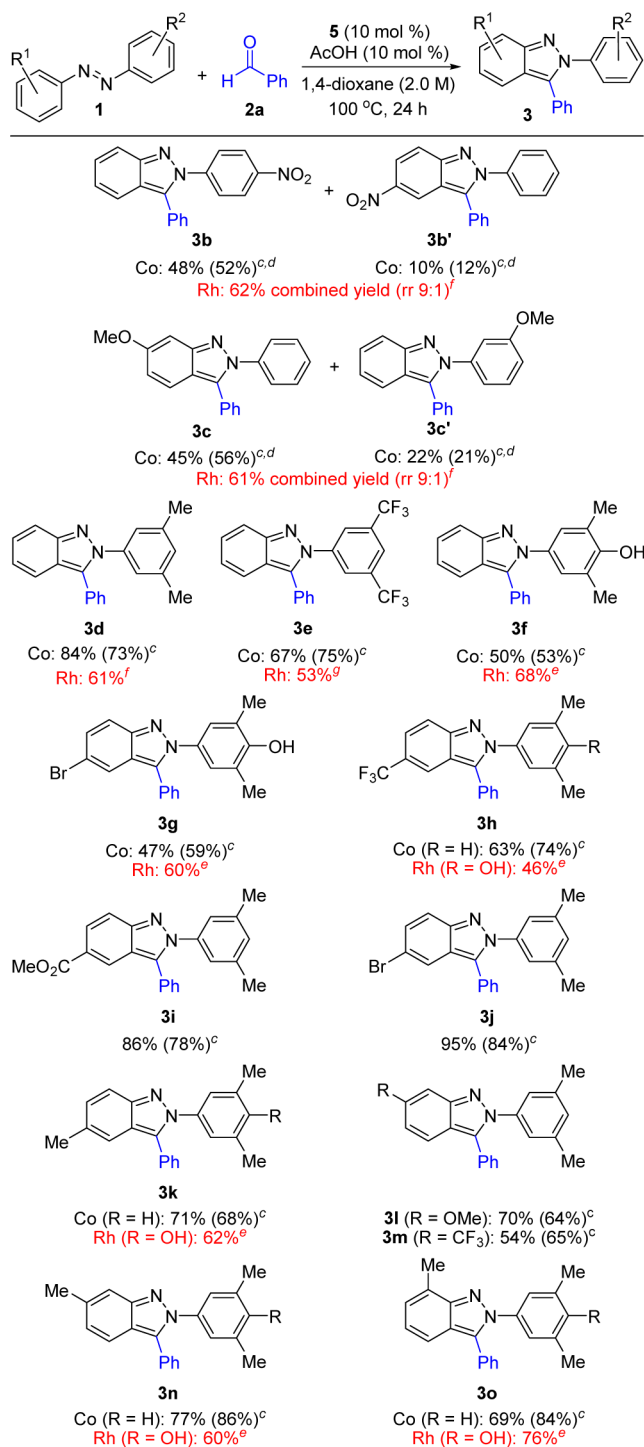
Having identified practical reaction conditions that were free of precious metals for the synthesis of **3a**, we next evaluated a series of unsymmetrical azobenzenes to determine the influence of steric and electronic parameters on the regioselectivity of this transformation (Table 3). In addition, the original conditions developed to generate cationic Cp*Co(III) in situ (Table 1) were evaluated for each substrate to provide a comparative analysis of these two catalyst systems.

The major regioisomer obtained from the reaction of the para-nitro-substituted azobenzene, (*E*)-1-(4-nitrophenyl)-2-phenyldiazene, resulted from C–H functionalization on the more electron-rich aromatic ring, providing fully separable regioisomers **3b** and **3b'** in a 4.6:1 ratio when the preformed catalyst **5** was used. Comparable results were seen when cationic Cp*Co(III) was generated in situ and the AgOAc additive was included, providing a 4.4:1 ratio of regioisomers **3b** and **3b'**. In a similar fashion, the meta-methoxy-substituted azobenzene, (*E*)-1-(3-methoxyphenyl)-2-phenyldiazene, also underwent C–H functionalization on the more electron-rich aryl ring, furnishing products **3c** and **3c'** in 2.1:1 ratio of separable regioisomers with preformed catalyst **5**/AcOH and 2.7:1 ratio with [Cp*CoCl₂]₂/AgB(C₆F₅)₄/AgOAc. Notably, for both catalyst systems reaction on the meta-methoxy-substituted aromatic ring only occurred at the less hindered of the two ortho sites to give regioisomer **3c**. These results are consistent with the yields and selectivity that we previously observed with Rh(III), although higher regioselectivities were observed with this precious metal catalyst.^{7a}

Several 3,5-disubstituted azobenzenes containing both electron-withdrawing and electron-donating functionalities were also evaluated. Indazoles **3d** and **3e** were obtained as single regioisomers in good yield, establishing that steric effects dominate the regioselective outcome of this Cp*Co(III)-catalyzed reaction. With Rh(III) catalysis, high regioselectivities were previously observed for these substrates albeit with slightly lower yields. In addition, a cleavable phenolic derivative was employed to access indazoles **3f** and **3g** in a reasonable yield,^{7a} though lower than the yield for the corresponding azobenzene lacking the hydroxyl substituent (see **3d**). For **3f** and **3g**, Rh(III) catalysts had previously provided somewhat higher yields.

A series of 3,5-dimethyl-substituted azobenzenes were then applied to the selective introduction of functionality to the indazole core (**3h–3o**, Table 3). Indazoles containing electron-poor (**3h**, **3i**, **3m**), electron-neutral (**3g**, **3j**, **3k**, **3n**, **3o**), and electron-rich (**3l**) substituents were all obtained in good yields. Moreover, functionality could be placed regiospecifically at the 5- (**3g–3k**), 6- (**3l–3n**), and 7-positions (**3o**) of the indazole ring. In cases where the same or closely related indazole products had previously been prepared using Rh(III) catalysis, comparable yields were observed (**3g**, **3h**, **3k**, **3n**, **3o**).

A variety of aldehydes were next evaluated (Table 4). Both electron-poor (**3p–t**) and electron-rich (**3v–x**) aldehydes coupled efficiently. Indazoles bearing diverse functionality such as trifluoromethyl (**3p**), methyl ester (**3q**), nitro (**3r**), fluoro (**3s**), chloro (**3t**), bromo (**3u**), methyl (**3v–3w**), and methoxy (**3x**) substituents were obtained in good to excellent yields. Moreover, ortho (**3s**), meta (**3t**, **3w**), and para (**3p–r**, **3u**, **3v**, **3x**) substitution patterns were well tolerated. Heterocycles such as an indole (**3y**), a thiophene (**3z**), and a furan

Table 3. Azobenzene Substrate Scope^{a,b}

^aCo(III) conditions: **2a** (0.20 mmol), azobenzene **1** (0.40 mmol), **5** (10 mol %), and AcOH (10 mol %) in 1,4-dioxane (2.0 M) at 100 °C for 24 h. ^bIsolated yields after silica gel chromatography. ^cCo(III) in situ conditions: **2a** (0.20 mmol), azobenzene **1** (0.40 mmol), [Cp*CoCl₂]₂ (5 mol % of Co dimer), AgB(C₆F₅)₄ (25 mol %), and AgOAc (20 mol %) in 1,4-dioxane (2.0 M) at 130 °C for 24 h. ^dRatio of fully separable regioisomers. ^eRh(III) conditions: azobenzene **1** (0.20 mmol), **2a** (0.40 mmol), [Cp*RhCl₂]₂ (5 mol % of Rh dimer), AgSbF₆ (20 mol %), and MgSO₄ (100 mg) in tetrahydrofuran (0.2 M) at 110 °C for 24 h. ^fReaction was conducted in 1,4-dioxane (0.2 M). ^gReaction was conducted in 1,4-dioxane (1.0 M).

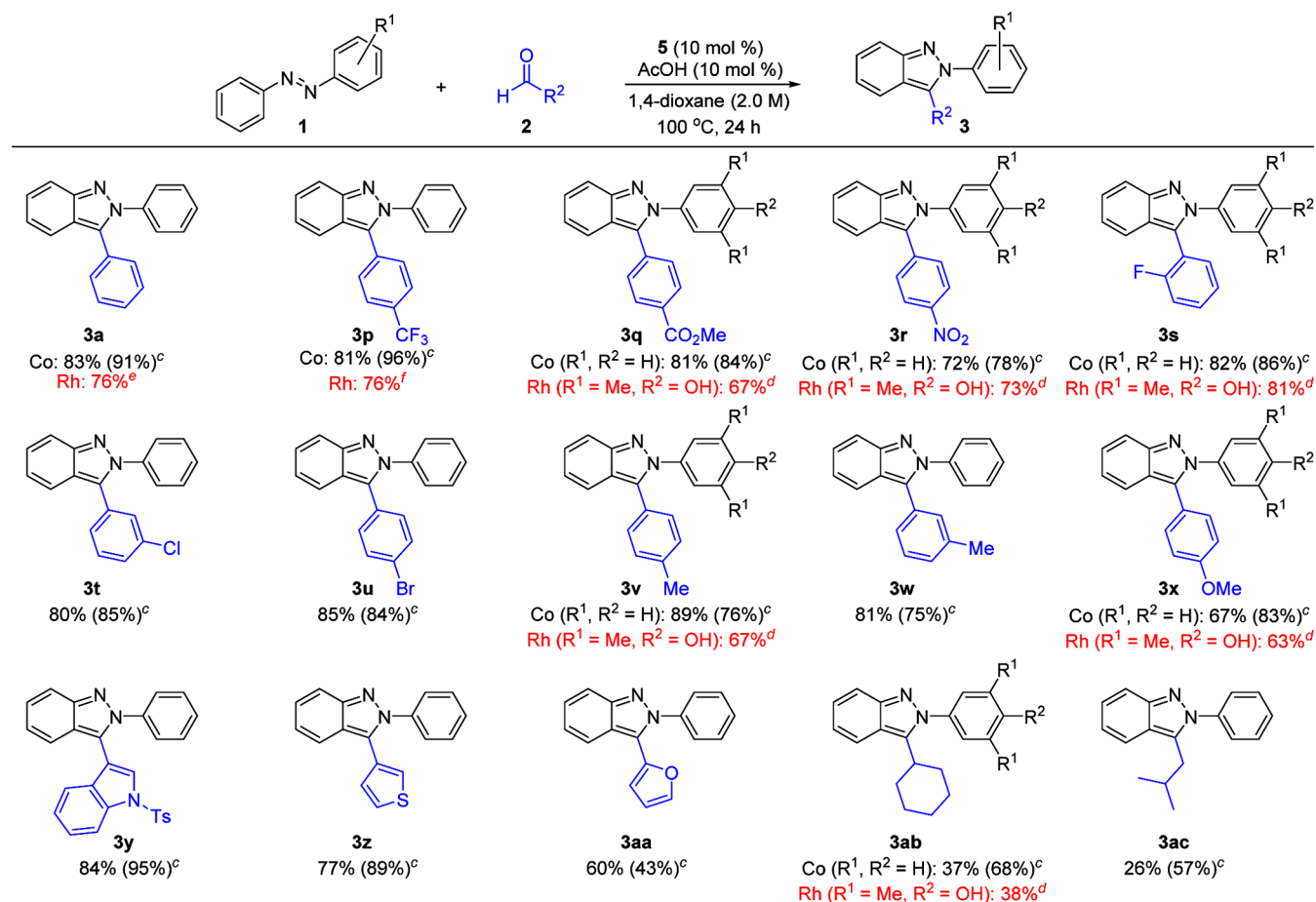
(**3aa**) could be introduced in excellent to moderate yields. Even additions to the alkyl aldehydes cyclohexanecarboxaldehyde and isovaleraldehyde proceeded to give indazoles **3ab** and **3ac**, respectively, in reasonable yields. Notably, in the case of substrate **3aa** bearing a furanyl substituent, the Ag-free conditions developed for preformed catalyst **5** provided a noticeably higher yield. For substrates **3ab** and **3ac** derived from alkyl aldehydes, however, in situ preparation of the Co catalyst with use of the AgOAc additive gave better results, thus demonstrating the complementary nature of these two catalyst systems. We had previously evaluated many of these aldehydes for Rh(III)-catalyzed indazole synthesis (**3a**, **3p–3s**, **3v**, **3x**, **3ab**). Although a direct comparison cannot be made because different azobenzenes were employed in most cases, it is readily apparent that both Co(III) and Rh(III) catalysts show a comparably high level of functional group compatibility.

We next explored the possibility of extending this Co(III)-catalyzed aldehyde addition and cyclative capture approach to include the synthesis of highly functionalized furans **7** from α,β -unsaturated oximes **6** (Table 5). For the optimization studies we employed the oxime as the limiting reagent because aldehydes are generally readily available and inexpensive and the oxime must be prepared from the corresponding α,β -unsaturated ketone. For convenience and practicality, we also focused on preformed catalyst **5** and Ag free conditions. The use of 10 mol % of AcOH with 1,4-dioxane as the solvent was first employed because these conditions were optimal for indazole synthesis (entry 1). Although a good yield was obtained, considerable improvement in yield to 83% was observed upon replacing 1,4-dioxane with THF (entry 2). A significant decrease in yield resulted when the reaction was conducted below the solvent boiling point (entries 3 and 4). However, use of DCE provided a comparable yield at both 100 and 80 °C (entries 5 and 6, respectively). The lower temperature was selected for further experiments to allow for large scale reactions to be conducted under reflux instead of in a sealed tube (vide infra). Finally, removing the AcOH catalyst resulted in much lower conversion (entry 7).

The substrate scope was explored with a range of α,β -unsaturated oximes **6** and aldehydes **2** (Table 6). Oximes lacking R³ substitution resulted in trisubstituted furans **7a–7k** in good to excellent yields. Tetrasubstituted furan **7l** with a fused bicyclic framework was also prepared, albeit in lower yield. With respect to aromatic aldehydes, this transformation exhibited a broad scope and was compatible with fluoro (**7b**), chloro (**7c**, **7d**), bromo (**7e**), methyl ester (**7f**), methyl (**7g**), and trifluoromethyl (**7j–l**) functionality. Moreover, a good yield was obtained for ortho (**7b**) and meta (**7c**, **7g**) functionalities. Unactivated alkyl aldehydes were also tolerated, affording furans **7h** and **7i** in moderate yield.

For almost all of the furans that we had previously prepared with Rh(III) catalysis, Co(III) provided comparable yields. The one exception is for tetrasubstituted furans such as **7l**, for which Rh(III)-catalysis provided considerably higher yields.²⁴

To evaluate the scalability of these C–H functionalization cascades and to further demonstrate the robust nature of catalyst **5**, 20 mmol scale reactions were performed on the benchtop under reflux (Scheme 2). Indazole **3z** was accessed in 74% yield (4.08 g), comparable to the small scale procedure (Table 3).²⁵ Additionally, furan **7j** was synthesized in 72% yield (4.34 g), which was a yield nearly identical to that obtained on smaller scale.

Table 4. Aldehyde Substrate Scope for *N*-Aryl-2*H*-indazole Synthesis^{a,b}

^aCo(III) conditions: aldehyde **2** (0.20 mmol), **1a** (0.40 mmol), **5** (10 mol %), and AcOH (10 mol %) in 1,4-dioxane (2.0 M) at 100 °C for 24 h.

^bIsolated yields after silica gel chromatography. ^cCo(III) in situ conditions: aldehyde **2** (0.20 mmol), **1a** (0.40 mmol), [Cp*CoCl₂]₂ (5 mol % of Co dimer), AgB(C₆F₅)₄ (25 mol %), and AgOAc (20 mol %) in 1,4-dioxane (2.0 M) at 130 °C for 24 h. ^dRh(III) conditions: azobenzene **1** (0.20 mmol), aldehyde **2** (0.40 mmol), [Cp*RhCl₂]₂ (5 mol % of Rh dimer), AgSbF₆ (20 mol %), and MgSO₄ (100 mg) in tetrahydrofuran (0.2 M) at 110 °C for 24 h. ^eReaction was conducted in 1,4-dioxane (0.2 M). ^fReaction was conducted in 1,4-dioxane (1.0 M).

Table 5. Optimization of Reaction Conditions for Furan Synthesis using Catalyst **5**^a

Reaction scheme showing the synthesis of furan (**7a**) from azobenzene (**6a**) and aldehyde (**2a**) using catalyst **5** (10 mol %) and AcOH in solvent at Temp.

entry	solvent	AcOH loading (mol %)	temp (°C)	yield (%) ^b
1	dioxane	10	100	64
2	THF	10	100	83
3	THF	10	80	74
4	THF	10	65	56
5	DCE	10	100	79
6	DCE	10	80	80 (67) ^c
7	DCE		80	25

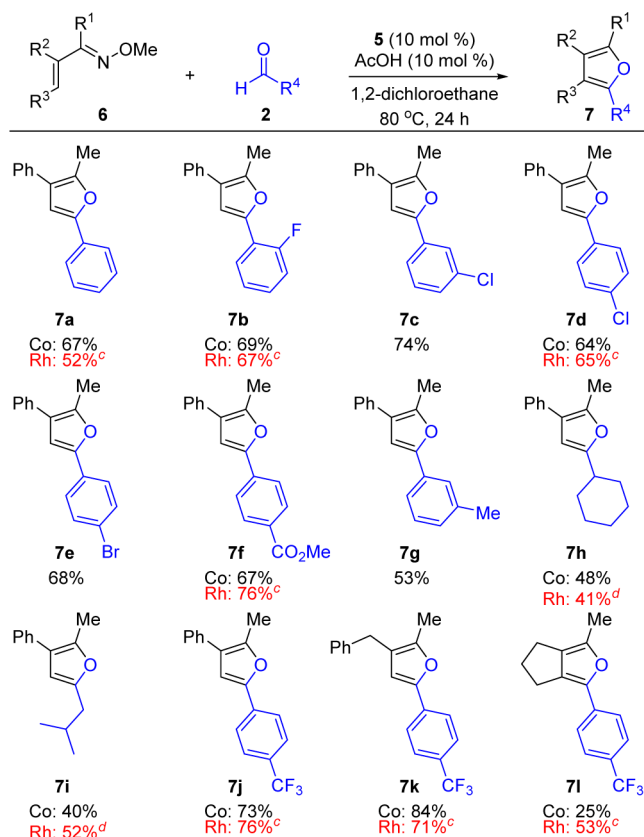
^aConditions: **6a** (1.0 or 2.0 equiv) and **2a** (1.0 or 2.0 equiv) in solvent (2.0 M) for 24 h. ^bDetermined by GC analysis relative to tetradecane as an external standard. ^cIsolated yield at 0.20 mmol scale.

We performed several experiments to provide insight into the mechanism for aldehyde additions followed by cyclative capture and focused these studies on indazole synthesis. First, several competition experiments were performed at low conversion to

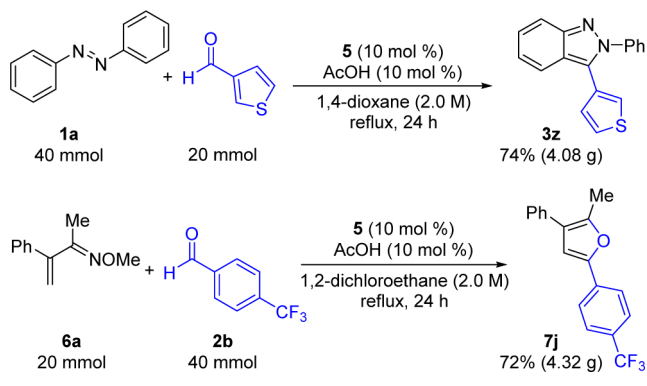
determine the effect of electronics upon rate of conversion (Scheme 3).

Substituted azobenzenes were first explored (Scheme 3a) because this component is involved in each step of the catalytic cycle (vide infra). For all of the competition experiments, azobenzene **1b** provided the highest conversion. Electron-rich methoxy and methyl-substituted azobenzenes (indazoles **3l** and **3n**, respectively) gave only modestly lower conversion than the unsubstituted derivative. In contrast, the azobenzene bearing a trifluoromethyl group, gave dramatically lower conversion to indazole **3m**. We hypothesize that two factors are primarily responsible for the dramatically lower conversion to **3m**. First, the electron-deficient trifluoromethyl group may slow the rate of C–H bond activation on the basis of the effect of electronics on concerted metalation–deprotonation for related Cp*Rh(III) complexes.²⁶ Second, the alcohol intermediate resulting from aldehyde addition cyclizes by intramolecular nucleophilic displacement of the hydroxyl group by either an S_N1 or S_N2 process. This cyclization would be expected to be slower when the electron-deficient trifluoromethyl group is present.

A series of aromatic aldehydes with different electronic properties were also subjected to competition experiments (Scheme 3b). Benzaldehyde (**2a**) showed higher conversion than both electron-rich (indazoles **3x** and **3v**) and electron-

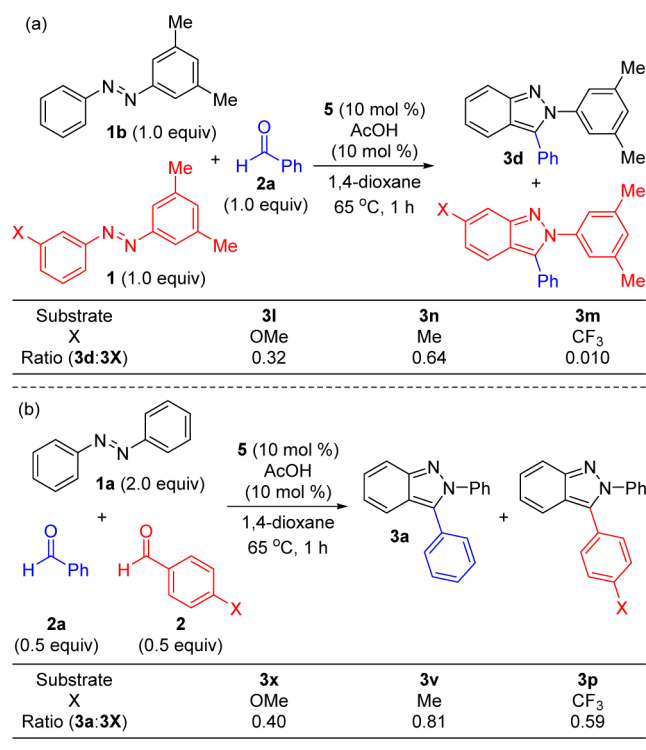
Table 6. Furan Substrate Scope^{a,b}

^aCo(III) conditions: *O*-methyl oxime **6** (0.20 mmol), aldehyde **2** (0.40 mmol), **5** (10 mol %), and AcOH (10 mol %) in 1,2-dichloroethane (2.0 M) for 24 h. ^bIsolated yields after silica gel chromatography. ^cRh(III) conditions: *O*-methyl oxime **6** (0.20 mmol), aldehyde (**2**) (0.40 mmol), [Cp**RhCl*₂]₂ (5 mol % of Rh dimer), and AgSbF₆ (20 mol %) in tetrahydrofuran (0.3 M) at 90 °C for 24 h. ^dReaction was conducted using [Cp**RhCl*₂]₂ (10 mol % of Rh dimer) and AgSbF₆ (40 mol %).

Scheme 2. Gram Scale Indazole and Furan Synthesis Using Catalyst **5**

deficient (indazole **3p**) aldehydes. These results suggest that competing effects may lead to a substrate dependent change in the rate-limiting step. The electron-rich aldehyde 4-methoxybenzaldehyde has increased resonance stabilization, and therefore a lower equilibrium for the alcohol product resulting from C–H addition to the aldehyde. However, donating substituents would also be expected to facilitate cyclization by nucleophilic displacement of the hydroxyl group. The electron-

Scheme 3. Azobenzene and Aldehyde Competition Experiments to Analyze Electronic Effects



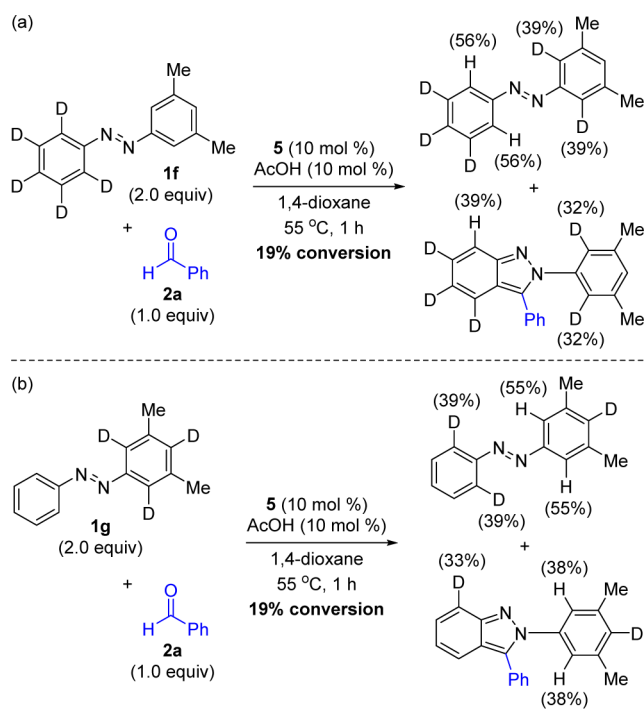
deficient 4-trifluoromethylbenzaldehyde should result in a more favorable equilibrium for the alcohol product but might also slow cyclization (vide supra). Regardless of electronic effects, it is important to note that good yields of indazoles **3** are obtained in nearly all cases (see Tables 3 and 4).

The reversibility of the cyclometalation step was next evaluated by subjecting site-specifically-deuterated azobenzene **1f** to the reaction conditions (Scheme 4a). After stopping the reaction at low conversion, we observed that a significant level of protio–deutero scrambling had occurred in both the recovered starting material and product.²⁷ A similar result was obtained for azobenzene **1g** that was deuterated solely on the aromatic ring with 3,5-dimethyl substitution (Scheme 4b). These results clearly indicate that although the steric hindrance introduced by 3,5-disubstitution completely prevents indazole formation on this disubstituted ring (see Table 3), cyclometalation readily occurs as evidenced by the extensive protio–deutero scrambling.

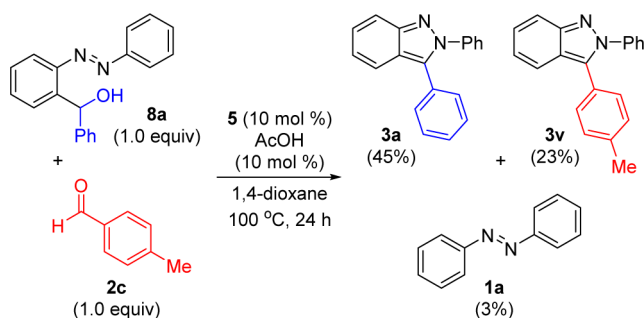
To assess the reversibility of Co(III)-catalyzed aldehyde insertion, the aldehyde addition product **8a** was prepared independently and then subjected to the reaction conditions in the presence of **2c** (Scheme 5). A mixture of indazoles **3a** and **3v** was obtained. Even though we had previously shown that 4-methylbenzaldehyde is converted to the product more slowly than benzaldehyde (see Scheme 3), a significant percentage of indazole **3v** is still produced. Furthermore, azobenzene (**1a**) was observed in the final reaction mixture, albeit in only 3% yield. These results conclusively indicate that the Co(III)-catalyzed C–H bond addition to aldehydes is reversible, which is consistent with other metal-catalyzed C–H bond additions to aldehydes.²⁸

A potential mechanistic pathway for this C–H functionalization/addition/cyclization cascade is depicted in Scheme 6.²⁹ Thermal loss of the benzene from **5** provides the active catalyst.

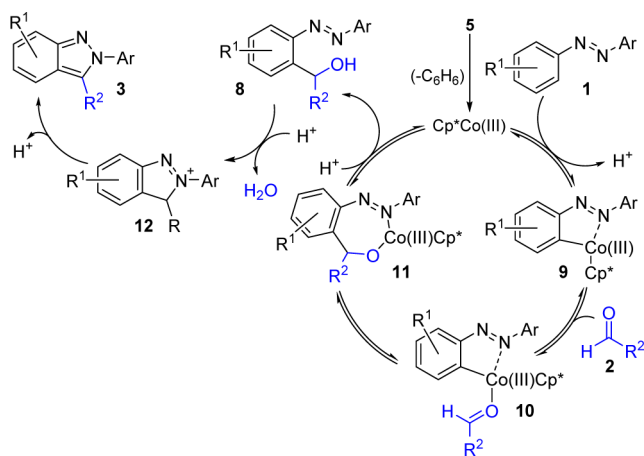
Scheme 4. Reversibility of Co(III)-Catalyzed C–H Functionalization Using Deuterated Azobenzenes



Scheme 5. Reversibility of Co(III)-Catalyzed Aldehyde Insertion Using a Synthetic Intermediate



Scheme 6. Proposed Mechanism of Co(III)-Catalyzed C–H Functionalization/Addition/Cyclization Cascade



Coordination of azobenzene **1** is followed by reversible formation of cobaltacycle **9**.³⁰ Reversible aldehyde coordination

and migratory insertion affords cobaltacycle **11**. Protonation of this metallacycle releases the alcohol intermediate **8** and regenerates the active catalyst. Cyclative capture of **8** then proceeds via an intramolecular nucleophilic substitution reaction with concomitant release of H₂O to furnish **12**. This species then rearomatizes to afford the desired indazole **3**.

CONCLUSION

In summary, we have developed the first examples of cobalt-catalyzed C–H bond functionalization with additions to aldehydes. Employing azo and oxime directing groups, which have not previously been applied to Cp*Co(III)-catalyzed C–H bond functionalization, led to cyclative capture and aromatization to enable the single-step convergent assembly of *N*-aryl-2*H*-indazoles and furans, respectively. A wide range of aryl, hetero, and alkyl aldehydes participate in these reactions to provide efficient access to highly substituted heterocycles. These transformations can be performed on the benchtop, under standard reflux conditions, and on a large scale.

Successful implementation of these practical conditions necessitated that we develop a new air-stable cationic catalyst, [Cp*Co(C₆H₆)] [B(C₆F₅)₄]₂ (**5**). Additionally, although AgOAc was initially identified as a key additive for obtaining acceptable reaction yields, after extensive evaluation we established that this precious metal additive could be replaced with substoichiometric quantities of AcOH as a very low-cost and easy to handle alternative. The air-stable cobalt catalyst and convenient benchtop reaction conditions should hopefully be applicable to other C–H bond functionalization reactions.

ASSOCIATED CONTENT

Supporting Information

General methods, preparation of starting material and catalysts, catalytic indazole and furan syntheses, gram scale syntheses, mechanistic studies, and spectral characterization data. This content is available free of charge via the Internet at <http://pubs.acs.org>.

AUTHOR INFORMATION

Corresponding Author

jonathan.ellman@yale.edu

Notes

The authors declare no competing financial interests.

ACKNOWLEDGMENTS

Support has been provided by the National Institutes of Health (R01-GM069559).

REFERENCES

- (1) For select recent reviews on C–H functionalization, see: (a) Wencel-Delord, J.; Glorius, F. *Nat. Chem.* **2013**, *5*, 369. (b) Arockiam, P. B.; Bruneau, C.; Dixneuf, P. H. *Chem. Rev.* **2012**, *112*, 5879. (c) Li, B.-J.; Shi, Z.-J. *Chem. Soc. Rev.* **2012**, *41*, 5588. (d) Yamaguchi, J.; Yamaguchi, A. D.; Itami, K. *Angew. Chem., Int. Ed.* **2012**, *51*, 8960. (e) Engle, K. M.; Mei, T.-S.; Wasa, M.; Yu, J.-Q. *Acc. Chem. Res.* **2012**, *45*, 788. (f) Ackermann, L. *Chem. Rev.* **2011**, *111*, 1315. (g) Cho, S. H.; Kim, J. Y.; Kwak, J.; Chang, S. *Chem. Soc. Rev.* **2011**, *40*, 5068. (h) Lyons, T. W.; Sanford, M. S. *Chem. Rev.* **2010**, *110*, 1147. (i) Mkhaliid, I. A. I.; Barnard, J. H.; Marder, T. B.; Murphy, J. M.; Hartwig, J. F. *Chem. Rev.* **2010**, *110*, 890. (j) Colby, D. A.; Bergman, R. G.; Ellman, J. A. *Chem. Rev.* **2010**, *110*, 624. (k) Seregin, I. V.; Gevorgyan, V. *Chem. Soc. Rev.* **2007**, *36*, 1173.

(2) For recent reviews on Rh(III)-catalyzed C–H functionalization, see: (a) Song, G.; Wang, F.; Li, X. *Chem. Soc. Rev.* **2012**, *41*, 3651. (b) Patureau, F. W.; Wencel-Delord, J.; Glorius, F. *Aldrichimica Acta* **2012**, *45*, 31. (c) Satoh, T.; Miura, M. *Chem.—Eur. J.* **2010**, *16*, 11212.

(3) For reviews on C–H bond additions to polarized π bonds, see: (a) Zhang, X.-S.; Chen, K.; Shi, Z.-J. *Chem. Sci.* **2014**, *5*, 2146. (b) Yan, G.; Wu, X.; Yang, M. *Org. Biomol. Chem.* **2013**, *11*, 5558.

(4) For examples of Rh(III)-catalyzed C–H bond additions to destabilized, highly electron-deficient aldehydes to provide alcohols, see: (a) Li, Y.; Zhang, X.-S.; Chen, K.; He, K.-H.; Pan, F.; Li, B.-J.; Shi, Z.-J. *Org. Lett.* **2012**, *14*, 636. (b) Li, Y.; Zhang, X.-S.; Zhu, Q.-L.; Shi, Z.-J. *Org. Lett.* **2012**, *14*, 4498. (c) Yang, L.; Correia, C. A.; Li, C.-J. *Adv. Synth. Catal.* **2011**, *353*, 1269.

(5) For examples of Ir-, Re-, and Mn-catalyzed C–H bond addition to aldehydes with capture of alcohol products as silyl ethers, see: (a) Li, B.-J.; Shi, Z.-J. *Chem. Sci.* **2011**, *2*, 488. (b) Kuninobu, Y.; Asanoma, D.; Takai, K. *Synlett* **2010**, 2883. (c) Kuninobu, Y.; Fujii, Y.; Matsuki, T.; Nishina, Y.; Takai, K. *Org. Lett.* **2009**, *11*, 2711. (d) Kuninobu, Y.; Nishina, Y.; Takeuchi, T.; Takai, K. *Angew. Chem., Int. Ed.* **2007**, *46*, 6518. (e) Fukumoto, Y.; Sawada, K.; Hagihara, M.; Chatani, N.; Murai, S. *Angew. Chem., Int. Ed.* **2002**, *41*, 2779.

(6) For examples of Rh(III)-catalyzed C–H bond addition to aldehydes with alcohol capture via in situ oxidation, see: (a) Sharma, S.; Park, E.; Park, J.; Kim, I. S. *Org. Lett.* **2012**, *14*, 906. (b) Zhou, B.; Yang, Y.; Li, Y. *Chem. Commun.* **2012**, *48*, 5163. (c) Park, J.; Park, E.; Kim, A.; Lee, Y.; Chi, K.-W.; Kwak, J. H.; Jung, Y. H.; Kim, I. S. *Org. Lett.* **2011**, *13*, 4390. For a Pd-catalyzed example, see: (d) Xiao, F.; Shuai, Q.; Zhao, F.; Basle, O.; Deng, G.; Li, C.-J. *Org. Lett.* **2011**, *13*, 1614.

(7) For examples of Rh(III)-catalyzed C–H bond addition to aldehydes followed by cyclative capture of alcohol intermediates, see the following. (a) For indazole synthesis, see: Lian, Y.; Bergman, R. G.; Lavis, L. D.; Ellman, J. A. *J. Am. Chem. Soc.* **2013**, *135*, 7122. (b) For furan synthesis, see: Lian, Y.; Huber, T.; Hesp, K. D.; Bergman, R. G.; Ellman, J. A. *Angew. Chem., Int. Ed.* **2013**, *52*, 629. (c) For phthalide synthesis, see: Lian, Y.; Bergman, R. G.; Ellman, J. A. *Chem. Sci.* **2012**, *3*, 3088. (d) For a subsequent phthalide synthesis, see: Shi, X.; Li, C.-J. *Adv. Synth. Catal.* **2012**, *354*, 2933. (e) For an early example of cyclative capture in the Re-catalyzed synthesis of isobenzofurans, see: Kuninobu, Y.; Nishina, Y.; Nakagawa, C.; Takai, K. *J. Am. Chem. Soc.* **2006**, *128*, 12376.

(8) For a review of Mn-catalyzed C–H functionalization, see: (a) Wang, C. *Synlett* **2013**, *24*, 1606. (b) Also see refs 5b and 5d.

(9) For recent examples of C–H functionalization catalyzed by low-valent iron complexes, see: (a) Shang, R.; Ilies, L.; Asako, S.; Nakamura, E. *J. Am. Chem. Soc.* **2014**, *136*, 14349. (b) Fruchey, E. R.; Monks, B. M.; Cook, S. P. *J. Am. Chem. Soc.* **2014**, *136*, 13130. (c) Ilies, L.; Matsubara, T.; Ichikawa, S.; Asako, S.; Nakamura, E. *J. Am. Chem. Soc.* **2014**, *136*, 13126. (d) Monks, B. M.; Fruchey, E. R.; Cook, S. P. *Angew. Chem., Int. Ed.* **2014**, *53*, 11065. (e) Matsubara, T.; Asako, S.; Ilies, L.; Nakamura, E. *J. Am. Chem. Soc.* **2014**, *136*, 646. (f) Asako, S.; Ilies, L.; Nakamura, E. *J. Am. Chem. Soc.* **2013**, *135*, 17755. (g) Shang, R.; Ilies, L.; Matsumoto, A.; Nakamura, E. *J. Am. Chem. Soc.* **2013**, *135*, 6030. For a review, see: Nakamura, E.; Yoshikai, N. *J. Org. Chem.* **2010**, *75*, 6061.

(10) For recent reviews of Co-catalyzed C–H functionalization, see: (a) Gao, K.; Yoshikai, N. *Acc. Chem. Res.* **2014**, *47*, 1208. (b) Tilly, D.; Dayaker, G.; Bachu, P. *Catal. Sci. Technol.* **2014**, *4*, 2756.

(11) For Co(III)-catalyzed C–H functionalization, see: (a) Grigorjeva, L.; Daugulis, O. *Angew. Chem., Int. Ed.* **2014**, *53*, 10209. (b) Grigorjeva, L.; Daugulis, O. *Org. Lett.* **2014**, *16*, 4684. (c) Grigorjeva, L.; Daugulis, O. *Org. Lett.* **2014**, *16*, 4688. (d) Sun, B.; Yoshino, T.; Matsunaga, S.; Kanai, M. *Adv. Synth. Catal.* **2014**, *356*, 1491. (e) Ikemoto, H.; Yoshino, T.; Sakata, K.; Matsunaga, S.; Kanai, M. *J. Am. Chem. Soc.* **2014**, *136*, 5424. (f) Yoshino, T.; Ikemoto, H.; Matsunaga, S.; Kanai, M. *Chem.—Eur. J.* **2013**, *19*, 9142. (g) Yoshino, T.; Ikemoto, H.; Matsunaga, S.; Kanai, M. *Angew. Chem., Int. Ed.* **2013**, *52*, 2207.

(12) For leading references on Co(0) and Co(I)-catalyzed C–H functionalization, see: (a) Xu, W.; Yoshikai, N. *Angew. Chem., Int. Ed.* **2014**, DOI: 10.1002/anie.201408028. (b) Chen, Q.-A.; Kim, D. K.; Dong, V. Y. *J. Am. Chem. Soc.* **2014**, *136*, 3772. (c) Zhao, C.; Crimmin, M. R.; Toste, F. D.; Bergman, R. G. *Acc. Chem. Res.* **2014**, *47*, 517. (d) Yamamoto, S.; Saga, Y.; Andou, T.; Matsunaga, S.; Kanai, M. *Adv. Synth. Catal.* **2014**, *356*, 401. (e) Andou, T.; Saga, Y.; Komai, H.; Matsunaga, S.; Kanai, M. *Angew. Chem., Int. Ed.* **2013**, *52*, 3213. (f) Punji, B.; Song, W.; Shevchenko, G. A.; Ackermann, L. *Chem.—Eur. J.* **2013**, *19*, 10605. (g) Song, W.; Ackermann, L. *Angew. Chem., Int. Ed.* **2012**, *51*, 8251. (h) Ding, Z.; Yoshikai, N. *Angew. Chem., Int. Ed.* **2012**, *51*, 4698. (i) Yao, T.; Hirano, K.; Satoh, T.; Miura, M. *Angew. Chem., Int. Ed.* **2012**, *51*, 775. (j) Gao, K.; Yoshikai, N. *Chem. Commun.* **2012**, *48*, 4305. (k) Lee, P.-S.; Fujita, T.; Yoshikai, N. *J. Am. Chem. Soc.* **2011**, *133*, 17283. (l) Ilies, L.; Chen, Q.; Zeng, X.; Nakamura, E. *J. Am. Chem. Soc.* **2011**, *133*, 5221. (m) Chen, Q.; Ilies, L.; Nakamura, E. *J. Am. Chem. Soc.* **2011**, *133*, 428. (n) Gao, K.; Yoshikai, N. *J. Am. Chem. Soc.* **2011**, *133*, 400. (o) Gao, K.; Yoshikai, N. *Angew. Chem., Int. Ed.* **2011**, *50*, 6888. (p) Li, B.; Wu, Z.-H.; Gu, Y.-F.; Sun, C.-L.; Wang, B.-Q.; Shi, Z.-J. *Angew. Chem., Int. Ed.* **2011**, *50*, 1109. (q) Chen, Q.; Ilies, L.; Yoshikai, N.; Nakamura, E. *Org. Lett.* **2011**, *13*, 3232. (r) Gao, K.; Lee, P.-S.; Fujita, T.; Yoshikai, N. *J. Am. Chem. Soc.* **2010**, *132*, 12249. (s) Bolig, A. D.; Brookhart, M. *J. Am. Chem. Soc.* **2007**, *129*, 14544. (t) Lenges, C. P.; White, P. S.; Brookhart, M. *J. Am. Chem. Soc.* **1998**, *120*, 6965. (u) Lenges, C. P.; Brookhart, M. *J. Am. Chem. Soc.* **1997**, *119*, 3165.

(13) For examples of C–H bond functionalization with Ni complexes, see: (a) Aihara, Y.; Tobisu, M.; Fukumoto, Y.; Chatani, N. *J. Am. Chem. Soc.* **2014**, *136*, 15509. (b) Aihara, Y.; Chatani, N. *J. Am. Chem. Soc.* **2014**, *136*, 898. (c) Muto, K.; Yamaguchi, J.; Lei, A.; Itami, K. *J. Am. Chem. Soc.* **2013**, *135*, 16384. (d) Amaike, K.; Muto, K.; Yamaguchi, J.; Itami, K. *J. Am. Chem. Soc.* **2012**, *134*, 13573. (e) Muto, K.; Yamaguchi, J.; Itami, K. *J. Am. Chem. Soc.* **2012**, *134*, 169. (f) Shiota, H.; Ano, Y.; Aihara, Y.; Fukumoto, Y.; Chatani, N. *J. Am. Chem. Soc.* **2011**, *133*, 14952. (g) Meng, L.; Kamada, Y.; Muto, K.; Yamaguchi, J.; Itami, K. *Angew. Chem., Int. Ed.* **2013**, *52*, 10048. (h) Canivet, J.; Yamaguchi, J.; Ban, I.; Itami, K. *Org. Lett.* **2009**, *11*, 1733. (i) Mukai, T.; Hirano, K.; Satoh, T.; Miura, M. *J. Org. Chem.* **2009**, *74*, 6410. (j) Nakao, Y.; Kashihara, N.; Kanyiva, K. S.; Hiyama, T. *J. Am. Chem. Soc.* **2008**, *130*, 16170. (k) Nakao, Y.; Kanyiva, K. S.; Hiyama, T. *J. Am. Chem. Soc.* **2008**, *130*, 2448. (l) Kanyiva, K. S.; Nakao, Y.; Hiyama, T. *Angew. Chem., Int. Ed.* **2007**, *46*, 8872. (m) Liang, L.-C.; Chien, P.-S.; Huang, Y.-L. *J. Am. Chem. Soc.* **2006**, *128*, 15562. (n) Nakao, Y.; Kanyiva, K. S.; Oda, S.; Hiyama, T. *J. Am. Chem. Soc.* **2006**, *128*, 8146. (o) Chement, N. D.; Cavell, K. J. *Angew. Chem., Int. Ed.* **2004**, *43*, 3845.

(14) For leading references on Cu-catalyzed C–H functionalization, see: (a) Wang, Z.; Kuninobu, Y.; Kanai, M. *Org. Lett.* **2014**, *16*, 4790. (b) Truong, T.; Klimovica, K.; Daugulis, O. *J. Am. Chem. Soc.* **2013**, *135*, 9342. (c) For a related review, see: Zhang, M. *Appl. Organomet. Chem.* **2010**, *24*, 269. (d) Do, H.-Q.; Kashif Khan, R. M.; Daugulis, O. *J. Am. Chem. Soc.* **2008**, *130*, 15185.

(15) For a review on several first row transition metals, see: Kulkarni, A. A.; Daugulis, O. *Synthesis* **2009**, 4087.

(16) (a) Nasonex (Mometasone furoate), Zantac (ranitidine HCl), laptinib, and furadantin monohydrate are approved drugs containing a furan moiety. Detailed information on these drug candidates including compound structure, bioactivity, published studies, and information regarding ongoing clinical trials, applications, and usage can be obtained at PubChem (<http://pubchem.ncbi.nlm.nih.gov/>). Also see: (b) Katritzky, A. R. *Comprehensive Heterocyclic Chemistry III*, 1st ed.; Elsevier: Amsterdam, 2008.

(17) (a) Niraparib and pazopanib are 2-substituted 2H-indazoles currently in clinical trials. Detailed information on these drug candidates including compound structure, bioactivity, published studies, and information regarding ongoing clinical trials, applications, and usage can be obtained at PubChem (<http://pubchem.ncbi.nlm.nih.gov/>). (b) For leading references on pharmaceutical applications

and syntheses of 2-substituted 2H-indazoles, see: Genung, N. E.; Wei, L.; Aspnes, G. E. *Org. Lett.* **2014**, *16*, 3114.

(18) For azobenzene C–H functionalization with Co(0) and Co(I) complexes, see: (a) Halbritter, G.; Knoch, F.; Wolski, A.; Kisch, H. *Angew. Chem., Int. Ed. Engl.* **1994**, *33*, 1603. (b) Klein, H.-F.; Helwig, M.; Koch, U.; Flörke, U.; Haupt, H.-J. *Z. Naturforsch., B: J. Chem. Sci.* **1993**, *48*, 778. (c) Heck, R. F. *J. Am. Chem. Soc.* **1968**, *90*, 313. (d) Murahashi, S.; Horiie, S. *J. Am. Chem. Soc.* **1956**, *78*, 4816.

(19) For selected recent examples of azobenzene C–H functionalization with Cp*Rh(III), see: (a) Wangweerawong, A.; Bergman, R. G.; Ellman, J. A. *J. Am. Chem. Soc.* **2014**, *136*, 8520. (b) Ryu, T.; Min, J.; Choi, W.; Jeon, W. H.; Lee, P. H. *Org. Lett.* **2014**, *16*, 2810. (c) Wang, H.; Yu, Y.; Hong, X.; Tan, Q.; Xu, B. *J. Org. Chem.* **2014**, *79*, 3279. (d) Lian, Y.; Hummel, J. R.; Bergman, R. G.; Ellman, J. A. *J. Am. Chem. Soc.* **2013**, *135*, 12548. (e) Zhao, D.; Wu, Q.; Huang, X.; Song, F.; Lv, T.; You, J. *Chem.—Eur. J.* **2013**, *19*, 6239. (f) Maralirajan, K.; Cheng, C.-H. *Chem.—Eur. J.* **2013**, *19*, 6198. (g) Also see ref 7a.

(20) For Co(0)-catalyzed alkenyl C–H functionalization, see: Yamakawa, T.; Yoshikai, N. *Org. Lett.* **2013**, *15*, 196.

(21) Cationic Cp*Co with the noncoordinating B(C₆H₅)₄ counterion in combination with AgOAc is presumably successful because Ag⁺ and Cp*Co²⁺ bind with comparable strength to acetate such that only partial exchange occurs.

(22) For examples where Cu(OAc)₂ was beneficial for redox neutral Rh(III)-catalyzed C–H functionalization reactions, see: (a) Liu, B.; Zhou, T.; Li, B.; Xu, S.; Song, H.; Wang, B. *Angew. Chem., Int. Ed.* **2014**, *53*, 4191. (b) Li, B.-J.; Wang, H.-Y.; Zhu, Q.-L.; Shi, Z.-J. *Angew. Chem., Int. Ed.* **2012**, *51*, 3948. (c) Tsai, A. S.; Brasse, M.; Bergman, R. G.; Ellman, J. A. *Org. Lett.* **2011**, *13*, 540.

(23) For selected examples employing pivalic acid as an additive in Pd catalysis, see: (a) Lafrance, M.; Fagnou, K. *J. Am. Chem. Soc.* **2006**, *128*, 16496. In Cp*Rh(III)-catalysis, see: (b) Zhang, X.; Li, Y.; Shi, H.; Zhang, L.; Zhang, S.; Xu, X.; Liu, Q. *Chem. Commun.* **2014**, *50*, 7306. (c) Schipper, D. J.; Hutchinson, M.; Fagnou, K. *J. Am. Chem. Soc.* **2010**, *132*, 6910.

(24) Acetophenone O-methyl oxime was evaluated under the optimized conditions but gave a mixture of products. For the Re-catalyzed synthesis of isobenzofurans, see ref 7e.

(25) Indazole **3a** was also prepared on 20 mmol scale, providing a yield of 75% (4.04 g). See the Supporting Information for details.

(26) For a study demonstrating the effect of electronics on concerted metalation–deprotonation for related Cp*Rh(III) complexes, see: Li, L.; Brennessel, W. W.; Jones, W. D. *Organometallics* **2009**, *28*, 3492.

(27) To demonstrate that Co(III) is required for protio–deutero scrambling to occur, a control reaction was run in which azobenzene **1f** was subjected to the reaction conditions in the absence of catalyst **5**. Under these conditions, no protio–deutero exchange occurred. See the Supporting Information for details.

(28) The reversibility of Rh(III)-catalyzed C–H bond addition to aldehydes has been previously demonstrated. See: (a) Chen, K.; Li, H.; Lei, Z.-Q.; Li, Y.; Ye, W.-H.; Zhang, L.-S.; Sun, J.; Shi, Z.-J. *Angew. Chem., Int. Ed.* **2012**, *51*, 9851. (b) Zhang, X.-S.; Li, Y.; Li, H.; Chen, K.; Lei, Z.-Q.; Shi, Z.-J. *Chem.—Eur. J.* **2012**, *18*, 16214. (c) Li, H.; Li, Y.; Zhang, X.-S.; Chen, K.; Wang, X.; Shi, Z.-J. *J. Am. Chem. Soc.* **2011**, *133*, 15244.

(29) For relevant mechanistic studies demonstrated for Rh(III) catalysis, see: (a) Reference 26. (b) Tauchert, M. E.; Incarvito, C. D.; Rheingold, A. L.; Bergman, R. G.; Ellman, J. A. *J. Am. Chem. Soc.* **2012**, *134*, 1482. (c) Li, Y.; Zhang, X.-S.; Li, H.; Wang, W.-H.; Chen, K.; Li, B.-J.; Shi, Z.-J. *Chem. Sci.* **2012**, *3*, 1634. (d) Li, L.; Brennessel, W. W.; Jones, W. D. *J. Am. Chem. Soc.* **2008**, *130*, 12414.

(30) For an independent synthesis of a cobaltacycle, see ref 11e.