



# Adaptation and Validation of the Cognitive and Affective Mindfulness Scale-Revised (CAMS-R) in People Living with HIV in Myanmar

Feifei Huang<sup>1</sup> · Wei-Ti Chen<sup>2</sup> · Cheng-Shi Shiu<sup>3</sup> · Sai Htun Lin<sup>4</sup> · Min San Tun<sup>4</sup> · Thet Wai Nwe<sup>5</sup> · Yin Thet Nu Oo<sup>6</sup> · Htun Nyunt Oo<sup>5</sup>

Accepted: 14 October 2021 / Published online: 9 November 2021  
© The Author(s) 2021

## Abstract

**Objectives** Valid and reliable instruments for the measurement of mindfulness are crucial for people living with HIV. However, there was no Myanmar version of such an instrument.

**Methods** We adapted the English version of the 12-item Cognitive and Affective Mindfulness Scale-Revised (CAMS-R) based on standard cross-cultural procedures. By randomly sampling methods, a sample of 248 eligible people living with HIV was contacted from a closed Myanmar Facebook group; 159 PLHIV completed the initial 12-item version of the adapted survey.

**Results** Three items were removed due to low item-to-total correlations of the corrected item-total correlation as well as having infit and outfit mean squares outside the range of 0.6 to 1.4. After deleting the 3 items, the three-factor structure was confirmed by confirmatory factor analysis, which indicated good model fit. The resultant 9-item CAMS-R in Myanmar (CAMS-R-M-2) achieved good internal reliability (Cronbach's  $\alpha$  of 0.75 to 0.87, and the corrected item-total correlation ranged from 0.44 to 0.81). Construct validity of the scale was demonstrated by significant association with self-reported HIV stigma and social support levels ( $r=0.63$ , and  $-0.53$ ). In Rasch analysis, the infit and outfit mean squares for each item ranged from 0.49 to 1.24, and the person reliability was 2.17 and the separation index was 0.83.

**Conclusions** The 9-item CAMS-R-M-2 with a three-factor structure has good reliability and validity. Higher total scores and subscale score reflected greater mindfulness qualities in people living with HIV in Myanmar.

**Keywords** HIV; Mindful; Myanmar; Psychometrics; Rasch analysis

---

Feifei Huang and Wei-Ti Chen contributed equally to this work

✉ Wei-Ti Chen  
wchen@sonnet.ucla.edu

- <sup>1</sup> School of Nursing, Fujian Medical University, Fuzhou, China
- <sup>2</sup> School of Nursing, University of California Los Angeles, Los Angeles, CA 90095, USA
- <sup>3</sup> Department of Social Work, National Taiwan University, Taipei, Taiwan
- <sup>4</sup> Advocacy, Human Right & Technical Services Department, Secretariat Office, Myanmar Positive Group (MPG), Yangon, Myanmar
- <sup>5</sup> National AIDS Program, Department of Public Health, Ministry of Health and Sports, Naypyitaw 15011, Myanmar
- <sup>6</sup> Department of Medical Research, Deputy Director, Health System Research Division, Yangon, Myanmar

Advances in medical technologies have changed HIV from a lethal disease to a chronic illness. In addition, multidisciplinary researchers are contributing to improving the wellness of people living with HIV (PLHIV). Even with these scientific advances, however, PLHIV still experience not only physical discomforts but also mental stresses. In particular, the psychosocial outcomes of having the disease have negatively affected patients' quality of life (QOL) and antiretroviral therapy (ART) adherence (Huynh et al., 2019; Legesse et al. 2019; Relf et al., 2019). Mental health issues of PLHIV include anxiety, depression, disclosure decisions, and perceived stigma, all of which are intertwined with the outcomes of the disease (Chen et al., 2018a, b; Zhang et al., 2017).

To decrease the mental distress of PLHIV, several interventions have been designed and tested, including the Cognitive and Affective Mindfulness Scale (CAMS) intervention (Hunter-Jones et al., 2019; Scott-Sheldon et al., 2019).

The overarching goal of mindfulness-based interventions (MBIs) is to increase mindfulness—that is, an individual’s awareness and attention to his or her present moment experiences (Scott-Sheldon et al., 2019). A 2019 study testing the acceptability of a mindfulness-based cognitive therapy intervention for African American women living with HIV showed promising results (Hunter-Jones et al., 2019). According to its authors, this was the first study that used mindfulness-based cognitive therapy with that population. The development of MBIs has been heavily influenced by Buddhist concepts (Wielgosz et al., 2019). However, HIV-related studies conducted in Buddhist-influenced countries have rarely measured the influence of MBIs, other than in the Thai population (Pham et al., 2017).

Myanmar culture is heavily influenced by Buddhism. Similar to neighboring countries, e.g., Cambodia, Laos, and Thailand, Buddhism laid the foundation of Myanmar culture. Nearly 90% of Myanmar’s citizens identify as Buddhists (United Nations Demographic Statistics Database 2017), and nearly all domains of social life are shaped by a Buddhist worldview (de la Perriere 2017). Theravada Buddhism, as an encompassing ideology and civic religion, has provided a unified symbolic system for Myanmar people to interpret and organize their day-to-day lives (Schober, 2011). Buddhists traditionally analyzed patterns in terms of the affective and cognitive “obstacles” to achieving true freedom (Walach et al., 2006). In addition, mindfulness practice, such as meditation, is used to facilitate the recognition of triggers, e.g., sorrow, anxiety, depression, and perceived stigma, and how to avoid them (Walach et al., 2006). To understand how mindfulness impacts care engagement among individuals with HIV in Myanmar, it is critical to contextualize PLHIV’s psychological and behavioral reactions to mindfulness within Buddhist Myanmar culture.

Therefore, the testing of a reliable and valid mindfulness scale is important to further guide the treatment of PLHIV in Myanmar. Currently, there is very limited research on how Myanmar PLHIV live within their cultural interpretations of illness, suffering, and HIV-related issues. However, several instruments have been developed to measure mindfulness. For example, the Freiburg Mindfulness Inventory (FMI; Grossman, 2008) assesses non-judgmental observation of the present moment and how to open oneself to negative experiences. It also applies unique attributes to the mindfulness concept (e.g., verbal description) that are based on elements of dialectical behavior therapy (DBT) that reflect the researchers’ psychiatric background (Baer et al., 2006). For the Cognitive and Affective Mindfulness Scale-Revised (CAMS-R; Feldman et al., 2007), the four major components focusing on mindfulness are (1) the ability to regulate attention, (2) an orientation to present or immediate experience, (3) awareness of experience, and (4) an attitude of acceptance or non-judgment toward experience (Feldman et al.,

2007). Another instrument is the Five Facet Mindfulness Questionnaire (FFMQ; Baer et al., 2006), which measures psychometric characteristics.

In this study, we adapted the CAMS for use with the Myanmar population because it captures a multi-faceted conceptualization of mindfulness, is relatively brief, and uses language and a format that does not restrict its use to a specific setting (e.g., mindfulness meditation training; Feldman et al., 2007). CAMS also incorporates four of the five subscales of the Five Facet Mindfulness Questionnaire (Baer et al., 2006), using an abbreviated version of the measure that includes four facets: observing, describing, attention/awareness, and non-judging (Feldman et al., 2007). In addition, the CAMS considers “cognitive, attentional, and behavioral flexibility as components and consequences of mindfulness” (Feldman et al., 2007). Thus, in this study, the aim was to adapt the CAMS-R into a Myanmar version and examine its psychometric properties with both classical test theory (CTT) and the Rasch analysis method among Myanmar PLHIV.

## Method

### Participants

From January 2020 to June 2020, a sample of 248 eligible PLHIV was recruited from a Facebook group list that included more than 10,000 Myanmar people, 90% of whom were PLHIV, by randomly sampling methods; that is, one of every five individuals on the Facebook site roster was contacted. Participants completed a screening questionnaire to ensure they were at least 18 years of age, diagnosed with HIV, able to provide informed consent, and lived within Myanmar.

Of the 248 PLHIV participants, 64.11% (159/248) completed the questionnaires. The mean age of participants was 28.77 years ( $SD = 16.85$ ), and the average years of living with HIV was 7.06 years ( $SD = 6.61$ ). The average recent CD4 count was 678.93 ( $SD = 483.54$ ), and the average viral load was 615.80 ( $SD = 1058.55$ ). Table 1 presents details of the sociodemographic characteristics of the participants.

### Procedures

This cross-sectional descriptive study was approved by the relevant institutional review boards (#18–001,769), and written informed consent was obtained from the participants. We culturally adapted the CAMS for individuals with HIV in Myanmar and examined the psychometric properties of the scale, which were in adherence to the COnsensus-based Standards for the selection of health

**Table 1** Sociodemographic characteristics of the participants ( $N = 159$ )

Variables	$N$ (%)
Gender	
Male	99 (62.30%)
Female	58 (36.50%)
Transgender	2 (1.3%)
Ethnicity <sup>a</sup>	
Bamar	123 (77.8%)
Chin	2 (1.3%)
Kachin	2 (1.3%)
Kayin	6 (3.8%)
Kayah	1 (0.6%)
Mon	9 (5.7%)
Rakhine	4 (2.5%)
Shan	4 (2.5%)
Others*	7 (4.4%)
Marital status <sup>a</sup>	
Married or steady partner	65 (41.1%)
Widowed	19 (12.0%)
Separated	6 (3.8%)
Divorced	11 (7.0%)
Single, never married	57 (36.1%)
Educational level	
Middle school graduation	19 (11.9%)
High school graduation	68 (42.8%)
Professional (vocational) training school graduation	1 (0.6%)
Some college but no degree	24 (15.1%)
College graduation	44 (27.7%)
Post college graduate	3 (1.9%)
Employment status <sup>a</sup>	
No	32 (20.2%)
Part time	33 (20.9%)
Full time	93 (58.9%)
Health insurance <sup>a</sup>	
Not enough	131 (84.0%)
Just enough	25 (16.0%)

\*Palaung, Islam, Tamil

<sup>a</sup>Missing data

status Measurement Instruments (COSMIN) checklist (Mokkink et al., 2010a, 2010b). If participants agreed to participate in this study and were able to provide informed consent, a link to the survey was sent to them. All information was collected online through the Research Electronic Data Capture (REDCap) system, a web-based survey tool that was supported through the involved research institution (Harris et al., 2009, 2019). After completing the survey, participants were reimbursed for their participation and time.

## Measures

Participants completed the 30-min REDCap survey, which consisted of standardized measures to assess demographics, CAMS, and the Center for Epidemiological Studies Depression Scale (CES-D; Radloff, 1977; the overall Cronbach  $\alpha$  in this sample was 0.83).

**Demographics** Participant age, gender, marital status, ethnicity, education level, employment status, years of living with HIV, type of antiretroviral therapy, and recent CD4 and viral load were collected.

**Cognitive and Affective Mindfulness Scale-Revised (CAMS-R; Feldman et al., 2007).**

This 12-item scale measures the mindfulness experienced by individuals in four dimensions: attention, present focus, awareness, and acceptance (e.g., “It is easy for me to concentrate on what I am doing,” “I am easily distracted”). All the items were rated using a 4-point Likert scale (1 = *rarely/not at all* to 4 = *almost always*). After reversing the scores of items 2, 6, and 7, higher total scores reflected greater mindfulness qualities. In this study, this scale was used to measure the mindfulness experienced by PLHIV in Myanmar and was adapted in the following three phases.

We adapted Brislin’s translation model and applied it to cross-cultural translation, which included using translation, back-translation, comparison, and linguistic adaptation (Brislin, 1970; Jones et al., 2001). The 12-item CAMS-R was translated independently from English into Myanmar by a bilingual physician who was providing HIV care in Myanmar and had native proficiency in Burmese and English. Then, a bilingual researcher (Myanmar-English) who was blinded to the CAMS-R English items back-translated the Myanmar version into English. Later, one member (FFH, Ph.D. in nursing major) of the research team compared the back-translated English version with the original English scale. No item was found to be discrepant. Then, a pilot test was distributed to 10 PLHIV in Myanmar to evaluate the items’ fluency, readability, and comprehensibility. We made appropriate modifications according to their feedback. After this process, the final Myanmar version of the 12-item CAMS-R was ready for validation (CAMS-R-M-1). The CAMS-R-M-1 was completed by 248 PLHIV participants, and the reliability and validity of the scale were examined by the CTT and Rasch analysis (Leung et al., 2014).

## Data Analyses

Data analyses were conducted using SPSS 23.0 (IBM, Chicago, IL, USA) and Mplus 6.1 (Muthén & Muthén, Los Angeles, CA, USA). Also, the Rasch analysis was conducted using WINSTEPS 3.75.0 (Chicago, IL, USA). Missing data

of the CAMS-R-M-1 used the mean imputation calculation.  $p < 0.05$  was considered significant.

- (a) The sociodemographic characteristics of the participants were analyzed by statistical description, that is, continuous variables are expressed as means and standard deviations (SDs), and categorical variables are expressed as proportions or percentages.
- (b) Item retention analysis: We deleted the item if it met the following criteria of CTT and Rasch analysis: (1) the corrected item-total correlation was not statistically significant ( $p < 0.05$ ) and (2) infit and outfit mean squares were outside the range of 0.6 to 1.4. After items were deleted, we increased the  $\alpha$  coefficient for the overall scale (Huang et al., 2017; Xu et al., 2018).
- (c) Structural validity: We used confirmatory factor analysis (CFA) to examine the best fitting model of the scale using the method of maximum likelihood. The model’s goodness of fit was evaluated using absolute and relative indices (Huang et al., 2017; Xu et al., 2018), including normed  $\chi^2$  ( $\chi^2/df$ ) between 1.0 and 3.0, Root Mean Square Error of Approximation (RMSEA;  $< 0.08$ ), Comparative Fit Index (CFI), Tucker-Lewis Index (TLI), and Normed Fit Index (NFI)  $> 0.9$ .

In the Rasch analysis, we first examined the unidimensionality assumptions by the first contrast of the residual, which generally should not be above 2 (Leung et al., 2014). Then, we used the unrestricted Partial Credit Rasch (PCR) model to assess person separation reliability, person separation index, person fit statistics, and test information function (TIF; Johnson et al., 2011; Xu et al., 2018). The PCR is an item response

theory model for polytomous items with ordered categories (Masters, 1982). Pearson fit statistics included infit and outfit mean squares, as well as difficult (location) for individual items. TIF was produced from the sum of each item and information curve in each subscale. Then, the depicted items with the levels of  $\Theta$  could most precisely and reliably gather the necessary information (Baker, 2001). Items were tested for the differential item functioning (DIF) across gender (male, female, and transgender). Finally, ordinal-to-interval transformation scores were calculated for users to transform ordinal data to an interval-level scale.

- (d) Construct validity: We estimated the construct validity of the CAMS-R by Pearson’s correlations with the expected significantly negative correlation of the CES-D.
- (e) Inter-item consistency was estimated by Cronbach’s  $\alpha$ , and reliability was estimated by corrected item-total correlation, and Mean Inter-Item Correlations (MIIC).
- (f) Floor/ceiling effect: Floor effects were evaluated by examining the percentage of the respondents who achieved the lowest possible scores. Ceiling effects were evaluated by examining the percentage of respondents who reached the highest possible score.

## Results

As shown in Table 2, according to the criteria of item retention, three items (I-2, I-6, and I-7) were removed due to the insignificance of corrected item-total correlation, as well as having infit and outfit mean squares outside the range of 0.6 to 1.4. After the items were deleted, the alpha coefficient

**Table 2** Item and factor analysis of the scale

Item	Corrected item-total correlation	Infit MNSQ	Outfit MNSQ	Cronbach’s $\alpha$ after removing the item*	Item retention or not
I-1	0.62	0.78	0.76	0.71	Yes
I-2	-0.19**	1.88	2.04	0.80	No
I-3	0.59	0.80	0.81	0.72	Yes
I-4	0.59	0.91	0.89	0.71	Yes
I-5	0.47	0.87	1.01	0.73	Yes
I-6	-0.11**	1.53	1.61	0.79	No
I-7	0.09**	1.13	1.22	0.77	No
I-8	0.32	1.12	1.10	0.75	Yes
I-9	0.39	1.04	1.04	0.74	Yes
I-10	0.77	0.52	0.52	0.69	Yes
I-11	0.65	0.76	0.75	0.71	Yes
I-12	0.62	0.66	0.70	0.71	Yes

\*Before item reduction, the overall Cronbach  $\alpha = 0.756$

\*\* $p \leq 0.05$

for the overall scale was increased. Thus, the final 9-item CAMS-R-M-2 was formed (see Table 3).

The original CAMS-R has a four-factor structure, that is, the factors of attention (I-1, I-6, I-12), present focus (I-2, I-7, I-11), awareness (I-5, I-8, I-9), and acceptance (I-3, I-4, I-10; Feldman et al., 2007). In this study, after three items (I-2, I-6, and I-7) were removed, the factor of present focus was left with one item (I-11: *I am able to focus on the present moment*). Therefore, the I-11 item was attributed to the factor of attention after research team discussion. We then conducted a CFA to examine and compare the factor structure proposed by the original CAMS-R and the revised factor structure of CAMS-R-M-2. As shown in Fig. 1, the four-factor structure in the original CAMS-R was not confirmed due to the insignificant contribution of the present-focus factor ( $\chi^2(46) = 2.61, p = 0.01, RMSEA = 0.10,$

$CFI = 0.90,$  and  $TLI = 0.85$ ), while the three-factor structure of CAMS-R-M-2 was confirmed ( $\chi^2(23) = 2.163, p = 0.01, RMSEA = 0.08, CFI = 0.95,$  and  $TLI = 0.93$ ), and labeled as (a) Attention, (b) Awareness, and (c) Acceptance.

In the Rasch analysis, the unidimensionality assumption of scale was supported by the first contrast of the residual, which was 1.8 (less than 2). As shown in Table 3, the infit and outfit mean squares for each item ranged from 0.42 to 1.40. Differential item functioning was not found when evaluated by gender. We also found the item reliability (0.93), item separation index (3.64), person reliability (2.17), and the person separation index (0.83) in the analysis. Regarding the TIFs, both subscales gathered information most precisely when  $\Theta$  ranged from 0 to 2.0 (see Fig. 2). The person-item threshold distribution plot is shown in Fig. 3. The raw score means, standard deviations, and standard errors for each

**Table 3** The difficult, infit, outfit MNSQ, and corrected item-total correlation of 9 items

Item	Item difficult <sup>a</sup>	Infit MNSQ	Outfit MNSQ	Corrected item-total correlation	DIF contrast by gender <sup>b,c</sup>		Mean	Standard errors	Standard deviations
I1. ကျွန်ုပ်ပုဂ္ဂိုလ်တို့အတွက် အရာပေါင်းစုံကို အာရုံစိုက်ရန် ကျွန်ုပ်အတွက်လွယ်ကူသည်။ I1. It is easy for me to concentrate on what I am doing.	-0.70	0.76	0.81	0.62 <sup>†</sup>	0.36	0.28	3.02	0.07	0.92
I3. ကျွန်ုပ်သည် စိတ်ခံစားမှုနှင့်ဆိုင်သော နာကျင်မှုကို ခံနိုင်ရည်ရှိသည်။ I3. I can tolerate emotional pain.	0.16	0.94	1.02	0.65 <sup>†</sup>	3.78	0.28	2.70	0.08	0.95
I4. ကျွန်ုပ်မပြောင်းလဲနိုင်သော အရာများကို ကျွန်ုပ်လက်ခံနိုင်သည်။ I4. I can accept things I cannot change.	-0.32	1.36	1.35	0.61 <sup>†</sup>	0.01	2.95	2.92	0.08	0.98
I5. ယခုလခလခအထိ ကျွန်ုပ်မည်ကဲ့သို့ ခံစားရသည်ကို အသေးစိတ်အထိ ကျွန်ုပ် ဖော်ပြနိုင်လေ့ရှိသည်။ I5. I can usually describe how I feel at the moment in considerable detail.	0.19	1.12	1.10	0.54 <sup>†</sup>	0.84	0.67	2.68	0.07	0.92
I8. ကျွန်ုပ်၏ အတွေးများနှင့် ခံစားချက်များ၏ လမ်းကြောင်းကို ခြေရာခံလိုက်ရန် ကျွန်ုပ်အတွက် လွယ်ကူသည်။ I8. It's easy for me to keep track of my thoughts and feelings.	0.85	1.40	1.32	0.44 <sup>†</sup>	1.26	1.50	2.34	0.07	0.92
I9. ကျွန်ုပ်၏ အတွေးများကို ဝမ်းသာမရှိပဲ ၎င်းတို့ကို သတိပဋိရန် ကျွန်ုပ်ကိုကြားသည်။ I9. I try to notice my thoughts without judging them.	0.59	1.33	1.27	0.52 <sup>†</sup>	0.28	1.65	2.52	0.08	0.95
I10. ကျွန်ုပ်တို့ရှိသော အတွေးများနှင့်ခံစားချက်များကို ကျွန်ုပ်လက်ခံနိုင်စွမ်းရှိသည်။ I10. I am able to accept the thoughts and feelings I have.	-0.51	0.43	0.42	0.81 <sup>†</sup>	0.05	0.67	2.92	0.07	0.89
I11. ကျွန်ုပ်သည်ပစ္စုပန်ကာလကို အာရုံစိုက်နိုင်စွမ်း ရှိသည်။ I11. I am able to focus on the present moment.	-0.40	0.82	0.79	0.68 <sup>†</sup>	2.11	0.25	2.87	0.08	0.95
I12. ကျွန်ုပ်သည် အရာတစ်ခုအပေါ်တွင် အချိန်တစ်တစ်ကြာ အာရုံစိုက်နိုင်စွမ်းရှိသည်။ I12. I am able to pay close attention to one thing for a long period of time.	0.16	0.60	0.61	0.65 <sup>†</sup>	0.10	0.74	2.73	0.07	0.88

<sup>a</sup>Measured in logit; positive item logit indicates that the item requires a lower visual ability than the mean of the items and is an easier item; while a negative item logit indicates that the item requires a higher visual ability than the mean of the items and is a more difficult item

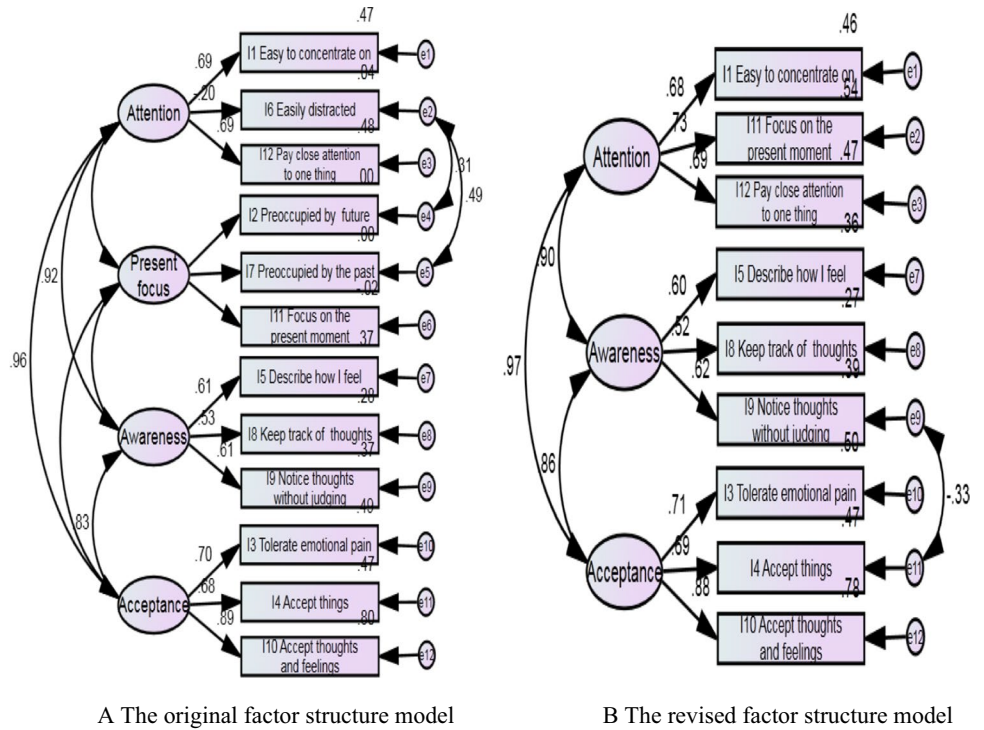
<sup>†</sup> $p \leq 0.05$ ; MNSQ mean square

The DIF contrast by gender in the following order:

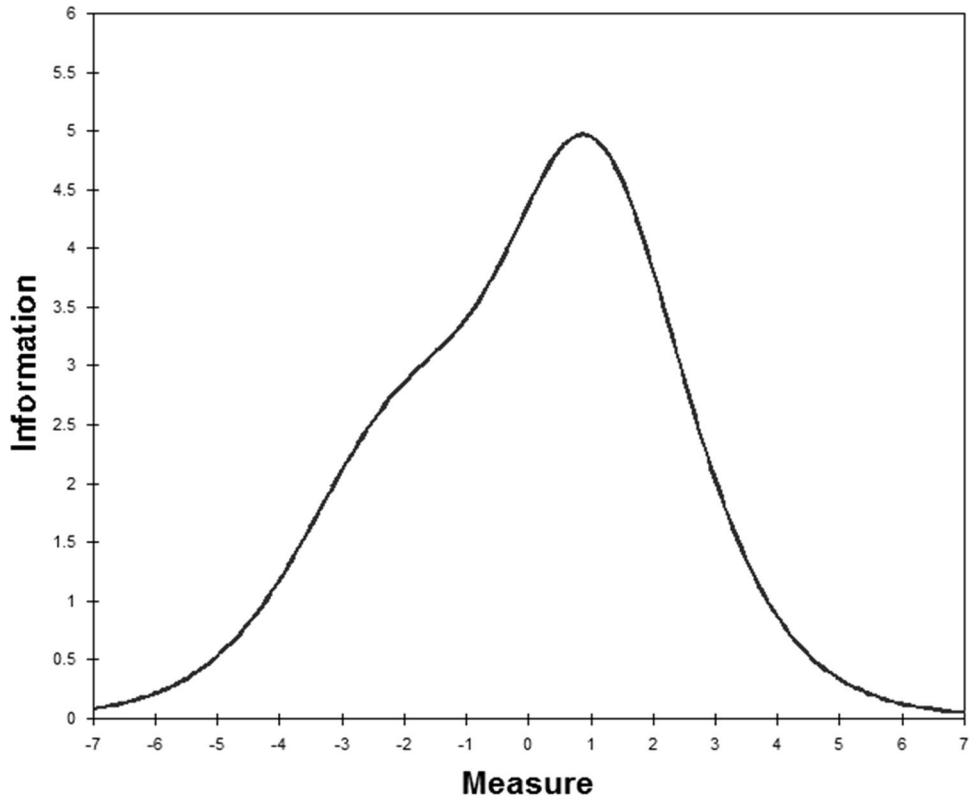
<sup>b</sup>Male compared with female

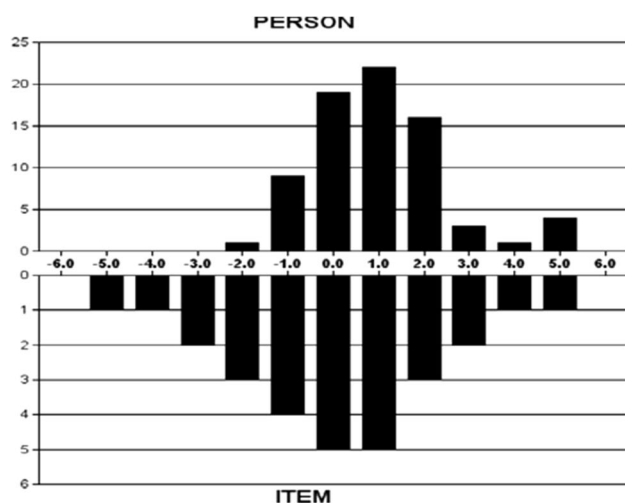
<sup>c</sup>Male compared with transgender

**Fig. 1** **A** The original factor structure model. **B** The revised factor structure model



**Fig. 2** Test information function for the 9-item Myanmar version of the Cognitive and Affective Mindfulness Scale-Revised





**Fig. 3** The person-item threshold distribution plot

**Table 4** Converting from ordinal- to interval-level scores for the total score of the CAMS-R-M

Raw score	Interval-level score	Raw score	Interval-level score
0	-4.14	11	-0.43
1	-3.81	12	-0.10
2	-3.47	13	0.24
3	-3.13	14	0.58
4	-2.80	15	0.91
5	-2.46	16	1.25
6	-2.12	17	1.59
7	-1.78	18	1.93
8	-1.45	19	2.26
9	-1.11	20	2.60
10	-0.77		

item are also shown in Table 3. The ordinal-to-interval conversion table is presented in Table 4.

The convergent validity for the CAMS-R-M-2 (version 2) was confirmed with negative correlation with the CES-D ( $r = -0.70$ ,  $p < 0.001$ ). Furthermore, the three subscales of the CAMS-R-M-2 also have negative correlations with the CES-D ( $r = -0.625$ ,  $-0.639$ ,  $-0.647$ ,  $p < 0.001$ ).

The Cronbach alpha was 0.87 for the CAMS-R-M-2 (0.61 for the Awareness factor, 0.75 for the Attention factor, and 0.81 for the Acceptance factor) and 0.75 for the CAMS-R. The corrected item-total correlation ranged from 0.44 to 0.81 ( $p < 0.05$ ). The MIIC was 0.43 for the CAMS-R-M-2 (0.34 for the Awareness factor, 0.50 for the Attention factor, and 0.56 for the Acceptance factor).

Of the total number of participants, 0.06% (1/159) and 3.14% (5/159) achieved the lowest possible score (9) and the

highest possible score on the scale (36), respectively. The lowest and highest possible scores were both below 15%, indicating that there were no floor or ceiling effects of the CAMS-R-M-2 (Terwee et al., 2007).

## Discussion

This paper concerns an initial scale validation study focusing on a mindfulness scale administered to an HIV-infected population, particularly in the Myanmar Buddhist context. This mindfulness scale validation comprised a multiphase process to ensure the rigorousness of the scale validation. The psychometric evaluation presented in this paper provides satisfactory cross-cultural, structural, and construct validities, as well as robust internal consistency reliability. Floor and ceiling effects were not present. Therefore, the final 9-item CAMS-R-M-2 can serve as a valid and reliable scale to quantify the cognitive and affective mindfulness in PLHIV in Myanmar.

The factor analytic strategies used in CTT yielded a clear three-factor structure for the 9-item CAMS-R-M-2. This finding shows that mindfulness differs as a construct across cultures (Ramirez-Garcia et al., 2019; Scott-Sheldon et al., 2019; Wielgosz et al., 2019). In this study, the CAMS-R-M-2 was adapted from Feldman's Cognitive and Affective Mindfulness Scale, which measures a person's ability to regulate attention, orientation to present or immediate experience, awareness of experience, and an attitude of acceptance or non-judgment toward experience (Feldman et al., 2007, 2011). What's more, the higher total scores reflected greater mindfulness qualities in PLHWA.

In contrast to Feldman's CAMS-R, only 9 items of the CAMS scale were left in the Myanmar version, and item I-11 (*I am able to focus on the present moment*) was attributed to the factor of attention, which might further confirm the influence of traditional Buddhist concepts among PLHWA in Myanmar. As these three removed items asked PLHWA about the future (I-2) and the past (I-7), and whether the respondent was easily distracted (I-6), these concepts did not align with Buddhist doctrine and the fact these people grew up in a country with a heavy focus on "living in the present." It might also be because of the unstable political history of Myanmar, which includes unending civil war, and military rule, which leads many people in Myanmar to not want to refresh their memory of the civil unrest and to not dare to plan for their future, and, thus, just live in the present (Walton, 2016). Therefore, only one question in the "present focus" factor (I-11: *I am able to focus on the present moment*) was significant in this study analysis.

Also, the remaining items were found to have a similar factor structure to the scale as previously presented in an American context (Chen et al., 2018a, b). This finding

indicates that this scale can be used to measure the past and present experiences of mindfulness, as well as attention among PLHWA in Myanmar. In addition, the reduced items further suggested that part of the CAMS scale was redundant to the Myanmar PLHWA.

In the traditional CTT method, the structural validity of the CAMS-R-M-2 was confirmed by the Rasch analysis (Kalmbach et al., 2020; Lima et al., 2019). The scale validation of this study supports the category rating scale of the CAMS-R-M-2 and that it is free of DIF by gender. The combination of a good person separation index ( $> 2$ ) and person reliability ( $> 0.8$ ) suggests that the CAMS-R-M-2 has good measurement precision and is sensitive enough to distinguish both participants who have highly effective and less effective mindfulness experiences (Kemper, 2017; Russell et al., 2018; Shaffer et al., 2016). As shown in Table 4, the ordinal-to-interval conversion tables for the CAMS-R-M-2 permit transformation of ordinal responses into interval-level data to increase the accuracy of measurement (Leung et al., 2014). There are no ceiling or floor effects if transformation table is used, which support robustness of the transformed scale with the target population. As shown in Fig. 3, the person-item threshold distribution map shows that participants are distributed in a similar fashion to the items, which is indicative that the items measure mindfulness along the construct from “rarely/not at all” to “almost always.” Regarding the TIF, when represented graphically, high TIF values are associated with low standard errors of measurement and, thus, can indicate precision (Huang et al., 2017). The most precise information provided by the TIF for the CAMS-R-M-2 show the precise and reliable measure of the middle levels of this Myanmar version of the Cognitive and Affective Mindfulness Scale.

Similar to previous studies (Scott-Sheldon et al., 2019; Waldron 2019; Wielgosz et al., 2019), the construct validity of the scale was supported, as there were significantly positive correlations with self-reported depressive symptomology. In addition, the Cronbach  $\alpha$  of more than 0.7 indicated that the CAMS-R-M-2 had satisfactory internal consistency reliability, which is similar to another study in the USA (Britton et al., 2014). In this study, we found that the overall alpha of 0.87 was higher than any individual (revised) factor alpha. The possible reason for this is that Cronbach's alpha is a function of the number of items in a test, the average covariance between pairs of items, and the variance of the total score (Huang et al., 2017).

Evidence has indicated that mindfulness practice can enhance quality of life (Balthip et al., 2013; Grant, 2014). In resource-limited countries where religious practice plays an important role in life, such as Myanmar, one of the ways to enhancing quality of life is

mindfulness practice (Balthip et al., 2013; Bharat, 2011; Bhochohibhoya et al., 2018). The psychometric properties presented in this paper suggest that the 9-item CAMS-R-M-2 can accurately measure attention, orientation to present and immediate experience, awareness of experience, and an attitude of acceptance of experience that can improve the peace of mind of PLHIV in Myanmar. This scale can also facilitate the development of culturally sensitive interventions and evaluations of the effects of future interventions in countries where the practice of mindfulness occurs. In particular, for cultures heavily influenced by the Buddhist doctrine to “live in the present,” future intervention designs could lead PLHIV to seek the meaning of their lives in the present moment and relieve stress through meditation. Future research in more representative samples is needed to further examine the screening utility of this scale. It will also be important to determine the cutoff value for the CAMS-R-M-2 and compare the effectiveness of mindfulness practice by PLHIV globally.

## Limitations and Future Research

This study has several limitations. First, this sample size was relatively small and some psychometric characteristics of the CAMS-R-M-2 should be assessed further, such as test–retest reliability. Second, the sensitivity of the CAMS-R-M-2 was not assessed. Third, it is not clear how possible increased stress due to COVID-19 may have impacted the participants and, therefore, the data collected. Therefore, future longitudinal experimental studies are warranted. A further refinement of the scale based on the testing of the scale with a larger representative sample will produce more stable parameter estimation and robust results.

**Acknowledgements** We gratefully acknowledge all the study participants; without them, it is not possible to complete these projects. Besides, we thank Wenxiu Sun from Shanghai Public Health Clinical Center, Fudan University, for the help and Ei Ei Htet, Thiha Kyaw, and Aung Htet from National Taiwan University, as well as Myo Nyein Aung from Advanced Research Institute for Health Sciences and Faculty of International Liberal Arts, Juntendo University.

**Author Contribution** FFH: data analysis, validation of the scale, and writing of the manuscript. WTC: study design, scale validation, revision and writing of the manuscript. CSS conducted data analysis. SHL, MST, TWN, YTNO: data collection and proofreading of the paper. HNO: study design and proofreading of the final manuscript.

**Funding** This publication resulted (in part) from research supported by CTSI/UCLA School of Nursing Intramural Fund 2018 December, NIH/FIC under Award Numbers (R21TW011277; PI: Chen, Wei-Ti), and NIMH (P30MH058107; PI: Shoptaw, Steven J.).

**Data Availability** Data are available upon request.



## Declarations

**Ethics Approval** This study was approved by the University of California, Los Angeles institutional review boards (#18–001769-CR-00001).

**Informed Consent** All participants provided their written informed consent in this study.

**Conflict of Interest** The authors declare no competing interests.

**Disclaimer** The contents of this article are solely the views of the authors and do not represent the official views of the National Institutes of Health.

**Open Access** This article is licensed under a Creative Commons Attribution 4.0 International License, which permits use, sharing, adaptation, distribution and reproduction in any medium or format, as long as you give appropriate credit to the original author(s) and the source, provide a link to the Creative Commons licence, and indicate if changes were made. The images or other third party material in this article are included in the article's Creative Commons licence, unless indicated otherwise in a credit line to the material. If material is not included in the article's Creative Commons licence and your intended use is not permitted by statutory regulation or exceeds the permitted use, you will need to obtain permission directly from the copyright holder. To view a copy of this licence, visit <http://creativecommons.org/licenses/by/4.0/>.

## References

- Baer, R. A., Smith, G. T., Hopkins, J., Krietemeyer, J., & Toney, L. (2006). Using self-report assessment methods to explore facets of mindfulness. *Assessment, 13*(1), 27–45.
- Baker, F. B. (2001). *The basics of item response theory*. College Park, MD: ERIC.
- Balthip, Q., Petchruschatachart, U., Piriyaakontorn, S., & Boddy, J. (2013). Achieving peace and harmony in life: Thai Buddhists living with HIV/AIDS. *International Journal of Nursing Practice, 19*(Suppl 2), 7–14.
- Bharat, S. (2011). A systematic review of HIV/AIDS-related stigma and discrimination in India: Current understanding and future needs. *SAHARA j: Journal of Social Aspects of HIV/AIDS, 8*(3), 138–149.
- Bhochhibhoya, A., Stone, B., & Li, X. (2018). Mindfulness-based intervention among people living with HIV/AIDS: A systematic review. *Complementary Therapies in Clinical Practice, 33*, 12–19.
- Brislin, R. W. (1970). Back-translation for cross-cultural research. *Journal of Cross-Cultural Psychology, 1*(3), 187–216.
- Britton, W. B., Lepp, N. E., Niles, H. F., Rocha, T., Fisher, N. E., & Gold, J. S. (2014). A randomized controlled pilot trial of classroom-based mindfulness meditation compared to an active control condition in sixth-grade children. *Journal of School Psychology, 52*(3), 263–278.
- Chen, W. T., Shiu, C., Yang, J. P., Wang, K., Zhang, L., Zhang, J., ... Lu, H. (2018a). Quality of life in HIV-infected Chinese women and their family caregivers: An intervention study. *AIDS care, 30*(12), 1572–1579.
- Chen, W. T., Shiu, C., Yang, J. P., Li, C. S. R., Wang, K., Zhang, L., ... & Lu, H. (2018b). Substance use, anxiety, and self-management efficacy in HIV-positive individuals: A mediation analysis. *Journal of substance use, 23*(4), 408–414.
- Creswell, J. D., Lindsay, E. K., Villalba, D. K., & Chin, B. (2019). Mindfulness training and physical health: Mechanisms and outcomes. *Psychosomatic Medicine, 81*(3), 224–232.
- de la Perriere B., B. (2017). About Buddhist Burma: Thathana or 'religion' as social space. In Picard, M. (Ed.), *The appropriation of religion in Southeast Asia and beyond* (pp. 39–66). London, U.K.: Palgrave Macmillan
- Disayavanish, C., & Disayavanish, P. (2007). A Buddhist approach to suicide prevention. *Journal of the Medical Association of Thailand, 90*(8), 1680–1688.
- Feldman, G., Greeson, J., Renna, M., & Robbins-Monteith, K. (2011). Mindfulness predicts less texting while driving among young adults: Examining attention- and emotion-regulation motives as potential mediators. *Personality and Individual Differences, 51*(7), 856–861.
- Feldman, G., Hayes, A. F., Kumar, S., Greeson, J., & Laurenceau, J.-P. (2007). Mindfulness and emotion regulation: The development and initial validation of the Cognitive and Affective Mindfulness Scale-Revised (CAMS-R). *Journal of Psychopathology and Behavioral Assessment, 29*(3), 177–190.
- Grant, J. A. (2014). Meditative analgesia: The current state of the field. *Annals of the New York Academy of Sciences, 1307*, 55–63.
- Grossman, P. (2008). On measuring mindfulness in psychosomatic and psychological research. *Journal of Psychosomatic Research, 64*(4), 405–408.
- Harris, P. A., Taylor, R., Thielke, R., Payne, J., Gonzalez, N., & Conde, J. G. (2009). Research electronic data capture (REDCap)—A metadata-driven methodology and workflow process for providing translational research informatics support. *Journal of Biomedical Informatics, 42*(2), 377–381.
- Harris, P. A., Taylor, R., Minor, B. L., Elliott, V., Fernandez, M., O'Neal, L., ... & REDCap Consortium. (2019). The REDCap consortium: Building an international community of software platform partners. *Journal of Biomedical Informatics, 95*, 103208.
- Huang, F. F., Yang, Q., Han, X. Y., Zhang, J. P., & Lin, T. (2017). Development and validation of a self-efficacy scale for postoperative rehabilitation management of lung cancer patients. *Psycho-Oncology, 26*(8), 1172–1180.
- Hunter-Jones, J. J., Gilliam, S. M., Carsell, A. L., & Hansen, N. B. (2019). Assessing the acceptability of a mindfulness-based cognitive therapy intervention for African-American women living with HIV/AIDS. *Journal of Racial and Ethnic Health Disparities, 6*(6), 1157–1166.
- Huynh, V. N., To, Q. G., Do, D. V., Nguyen, M. T., & To, K. G. (2019). Quality of life, depression and correlates in HIV+ people at An Hoa Clinic. *Ho Chi Minh City. AIDS Care, 31*(5), 582–588.
- Johnson, C., Aaronson, N., Blazeby, J.M., Bottomley, A., Fayers, P., Koller, M., ... Young, T. (2011, April). Guidelines for developing questionnaire modules (4th ed.). Brussels: EORTC Quality of Life Group. [https://www.eortc.org/app/uploads/sites/2/2018/02/guidelines\\_for\\_developing\\_questionnaire\\_final.pdf](https://www.eortc.org/app/uploads/sites/2/2018/02/guidelines_for_developing_questionnaire_final.pdf)
- Jones, P. S., Lee, J. W., Phillips, L. R., Zhang, X. E., Jaceldo, K., & B. (2001). An adaptation of Brislin's translation model for cross-cultural research. *Nursing Research, 50*, 300–304.
- Kalmbach, D. A., Roth, T., Cheng, P., Ong, J. C., Rosenbaum, E., & Drake, C. L. (2020). Mindfulness and nocturnal rumination are independently associated with symptoms of insomnia and depression during pregnancy. *Sleep Health, 6*(2), 185–191.
- Kemper, K. J. (2017). Brief online mindfulness training: Immediate impact. *Journal of Evidence Based Complementary & Alternative Medicine, 22*(1), 75–80.
- Legesse Tesemma, A., Abate, M. G., Abebo, Z. H., & Madebo, W. E. (2019). Determinants of poor quality of life among adults living with HIV and enrolled in highly active anti-retroviral therapy at public health facilities of Arba Minch town administration in Southern Ethiopia. *HIV/AIDS, 11*, 387–394.

- Leung, Y. Y., Png, M. E., Conaghan, P., & Tennant, A. (2014). A systematic literature review on the application of Rasch analysis in musculoskeletal disease – A special interest group report of OMERACT 11. *The Journal of Rheumatology*, *41*(1), 159–164. <https://doi.org/10.3899/jrheum.130814>
- Lima, S., Garrett, C., Machado, J. C., Vilaca, M., & Pereira, M. G. (2019). Quality of life in patients with mild Alzheimer disease: The mediator role of mindfulness and spirituality. *Aging & Mental Health*, *2019*, 1–8.
- Mokkink, L. B., Terwee, C. B., Patrick, D. L., Alonso, J., Stratford, P. W., Knol, D. L., Bouter, L. M., & de Vet, H. C. (2010). The COSMIN checklist for assessing the methodological quality of studies on measurement properties of health status measurement instruments: An international Delphi study. *Quality of Life Research*, *19*(4), 539–549.
- Masters, G. (1982). A Rasch model for partial credit scoring. *Psychometrika*, *47*, 149–174.
- Mokkink, L. B., Terwee, C. B., Patrick, D. L., Alonso, J., Stratford, P. W., Knol, D. L., Bouter, L. M., & de Vet, H. C. (2010). The COSMIN study reached international consensus on taxonomy, terminology, and definitions of measurement properties for health-related patient-reported outcomes. *Journal of Clinical Epidemiology*, *63*(7), 737–745.
- Pham, M. D., Aung, P. P., Paing, A. K., Pasricha, N., Agius, P. A., Tun, W., ... & Luchters, S. (2017). Factors associated with HIV testing among young men who have sex with men in Myanmar: A cross-sectional study. *Journal of the International AIDS Society*, *20*(3), e25026.
- Radloff, L. (1977). The CES-D scale: A self-report depression scale for research in the general population. *Applied Psychological Measurement*, *1*(3), 385–401.
- Ramirez-Garcia, M. P., Gagnon, M. P., Colson, S., Cote, J., Flores-Aranda, J., & Dupont, M. (2019). Mind-body practices for people living with HIV: A systematic scoping review. *BMC Complementary and Alternative Medicine*, *19*(1), 125.
- Relf, M. V., Pan, W., Edmonds, A., Ramirez, C., Amarasekara, S., & Adimor, A. A. (2019). Discrimination, medical distrust, stigma, depressive symptoms, antiretroviral medication adherence, engagement in care, and quality of life among women living with HIV in North Carolina: A mediated structural equation model. *Journal of Acquired Immune Deficiency Syndromes*, *81*(3), 328–335.
- Russell, L., Orellana, L., Ugalde, A., Milne, D., Krishnasamy, M., Chambers, R., & Livingston, P. (2018). Exploring knowledge, attitudes, and practice associated with meditation among patients with melanoma. *Integrative Cancer Therapies*, *17*(2), 237–247.
- Schober, J. (2011). *Modern Buddhist conjunctures in Myanmar: Cultural narratives, colonial legacies, and civil society* (p. 207). University of Hawai'i Press.
- Scott-Sheldon, L. A. J., Balletto, B. L., Donahue, M. L., Feulner, M. M., Cruess, D. G., Salmoirago-Blotcher, E., ... Carey, M. P. (2019). Mindfulness-based interventions for adults living with HIV/AIDS: A systematic review and meta-analysis. *AIDS and Behavior*, *23*(1), 60–75.
- Shaffer, K. M., Riklin, E., Jacobs, J. M., Rosand, J., & Vranceanu, A. M. (2016). Mindfulness and coping are inversely related to psychiatric symptoms in patients and informal caregivers in the neuroscience ICU: Implications for clinical care. *Critical Care Medicine*, *44*(11), 2028–2036.
- Terwee, C. B., Bot, S. D., de Boer, M. R., van der Windt, D. A., Knol, D. L., Dekker, J., Bouter, L. M., & de Vet, H. C. (2007). Quality criteria were proposed for measurement properties of health status questionnaires. *Journal of Clinical Epidemiology*, *60*(1), 34–42.
- United Nations Demographic Statistics Database. (2020). *Population by religion, sex and urban/rural residence, Myanmar, U.N.S. Division, 2017*. <https://data.un.org/Data.aspx?d=POP&f=tableCode%3A28>
- Walach, H., Buchheld, N., Buttenmüller, V., Kleinknecht, N., & Schmidt, S. (2006). Measuring mindfulness—The Freiburg mindfulness inventory (FMI). *Personality and Individual Differences*, *40*(8), 1543–1555.
- Walton, M. J. (2016). *Buddhism, politics and political thought in Myanmar*. Cambridge University Press.
- Waldron, W. S. (2018). Mindfulness and Indian Buddhist conceptions of unconscious processes. *Current Opinion in Psychology*, *28*, 28–31.
- Wielgosz, J., Goldberg, S. B., Kral, T. R. A., Dunne, J. D., & Davidson, R. J. (2019). Mindfulness meditation and psychopathology. *Annual Review of Clinical Psychology*, *15*, 285–316.
- Xu, Z., Wu, S., Li, W., Dou, Y., & Wu, Q. (2018). The Chinese Catquest-9SF: Validation and application in community screenings. *BMC Ophthalmology*, *18*(1), 77.
- Zhanung, L., Chen, W.-T., Yang, J. P., Simoni, J. M., Shiu, C., Bao, M., ... Lu, H. (2017). Disclosing parental HIV status to children in China: Lessons learned through an intervention study. *Journal of the Association of Nurses in AIDS Care*, *28*(1), 130–141.

**Publisher's Note** Springer Nature remains neutral with regard to jurisdictional claims in published maps and institutional affiliations.