



Cite this: *RSC Adv.*, 2018, 8, 30374

Received 13th August 2018
Accepted 13th August 2018

DOI: 10.1039/c8ra06780e

rsc.li/rsc-advances

Silver-catalyzed direct benzylation of acetanilide: a highly efficient approach to unsymmetrical triarylmethanes†

Yuting Li,^a Yan Zhu,^a Guangliang Tu,^a Jingyu Zhang^{*b} and Yingsheng Zhao^{ID *a}

A highly efficient silver-catalyzed dibenylation of acetanilides by employing the benzhydryl derivatives as the coupling partners to yield triphenylmethane derivatives has been developed. Various functional groups were tolerated, leading to the corresponding products in moderate to good yields. Preliminary experimental results indicated that the silver ions activate the arene rings and the strong acid TfOH provides the carbocations.

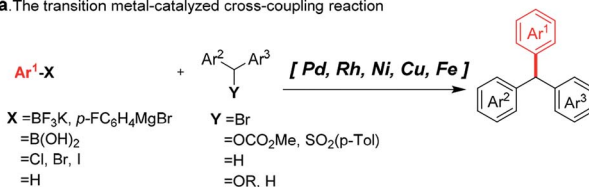
Introduction

Triarylmethane derivatives are a class of important substructures which can be usually found in organic dyes,¹ fluorescent compounds,² supramolecular structures, and pharmaceutically-related compounds.^{3–5} In the last decade, several routes have been explored in the synthesis of the triarylmethane scaffold.^{6–7} For example, the transition metal-catalyzed cross-coupling reaction has been developed to provide a direct approach to the synthesis of the triarylmethanes, which greatly enriched the synthetic methods to prepare these structures (Scheme 1a).^{8–14} However, the application of this method has been limited due to the requirement for the pre-functionalization during the synthesis of suitable coupling partners. Reduction of triarylmethanol derivatives offers another approach to obtain the triarylmethanes, which usually involved a multistep process (Scheme 1b).^{15,16} The Friedel–Crafts reaction is one of the most simple and widely employed routes for the preparation of triarylmethanes (Scheme 1c).^{17–20} The group of Mcubbin reported a pentafluorophenylboronic acid catalyzed method for the synthesis of triarylmethanes from benzhydryl with electronic rich arenes.²¹ Aoyama and co-workers developed a simple and efficient approach for alkylation of aromatics from alcohols with NaHSO₄/SiO₂ as the catalyst.²² Nevertheless, this approach is limited by the substrate scope because electronic donating group-substituted arenes were required to realize the transformation. To the best of our knowledge, there

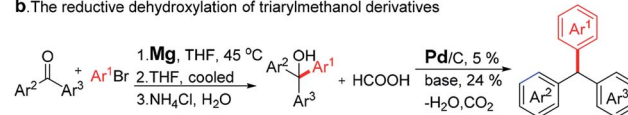
are still no examples of coupling of diphenylmethanol and acetanilide.²³ In this perspective, the development of a new catalyst system to address the aforementioned limitation for Friedel–Crafts reactions is highly imperative to construct the triarylmethanes. Herein, we report a silver-catalyzed direct benzylation of acetanilides with benzhydryl derivatives as the coupling partners under mild conditions (Scheme 1d). A wide variety of functional groups are well tolerated, yielding the corresponding benzylation products in moderate to good yields. Preliminary experimental results showed that the silver ions activate the arene rings and trifluoromethanesulfonic acid (TfOH) provides the carbocations.

The skeleton of the aniline derivative was usually found in the triphenylmethane-based bioactive compounds, such as

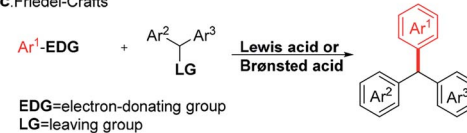
a. The transition metal-catalyzed cross-coupling reaction



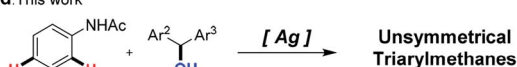
b. The reductive dehydroxylation of triarylmethanol derivatives



c. Friedel–Crafts



d. This work



Scheme 1 Approaches to the synthesis of triphenylmethanes.

^aKey Laboratory of Organic Synthesis of Jiangsu Province, College of Chemistry, Chemical Engineering and Materials Science, Soochow University, Suzhou 215123, China. E-mail: yszhao@suda.edu.cn

^bCollege of Physics, Optoelectronics and Energy & Collaborative Innovation Center of Suzhou Nano Science and Technology, Soochow University, Suzhou 215006, P. R. China. E-mail: jyzhang@suda.edu.cn

† Electronic supplementary information (ESI) available: CCDC 1842259–1842262. For ESI and crystallographic data in CIF or other electronic format see DOI: 10.1039/c8ra06780e

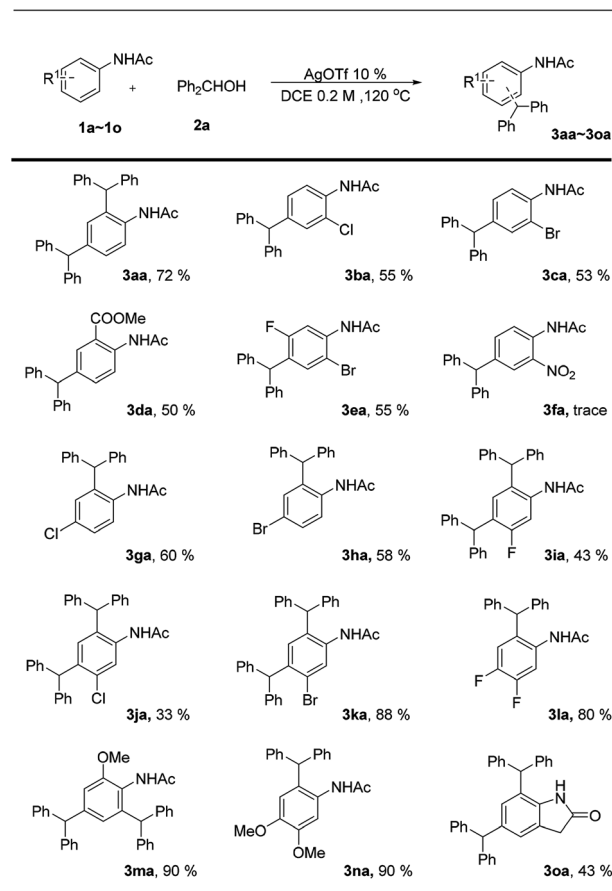


pararosaniline, leucomalachite green, malachite green, and leucocrystal violet.¹ Therefore, a highly efficient strategy for the construction the aniline-containing triphenylmethanes is highly desired.

Results and discussion

We envisioned that the aniline-containing triphenylmethane derivatives can be synthesized by treating the anilides with the benzhydrol derivatives *via* a transition metal catalyst. At the outset of our study, we treated acetanilide **1a** with benzhydrol **2a** in the presence of iron(III) chloride (20 mol%) in dichloroethane at 120 °C to investigate whether the diphenyl-methanation could be performed. We were pleased to find that the diphenylmethylated product **3aa** was generated in 5% yield, along with the rest of the starting material **1a** being recovered. Encouraged by this result, we next screened various Lewis acids such as InBr₃, Fe(OTf)₃, Zn(OTf)₂, Al(OTf)₃, Sc(OTf)₃, and AgOTf to improve the efficiency of the reaction (Table 1). To our great delight, a dramatically improved yield (76%) of **3aa** was obtained when AgOTf was used as the catalyst. Next, we tried to decrease the catalyst loading to 5 mol%; the product **3aa** was obtained in 60% yield. A satisfactory yield of **3aa** could also be achieved with 10 mol% AgOTf. In addition, several other solvents including toluene, CH₃CN, *t*-amyl-OH, and 1,4-dioxane were investigated, but none of them gave better yields than that of DCE. The control experiment showed that the catalyst is indispensable for this silver-promoted dibenylation-reaction (see ESI†).

With the optimized conditions in hand, we next explored the substrate scope to investigate the functional group tolerance of



Scheme 2 Scope of acetanilide^{a,b}. ^aReaction conditions: **1a–1o** (0.1 mmol), **2a** (0.2 mmol), AgOTf 10%, DCE (1 mL), 120 °C, 8 h. ^bYields of isolated products.

Table 1 Optimization of reaction conditions^a

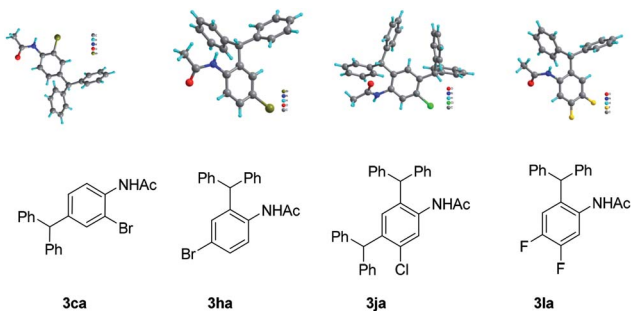
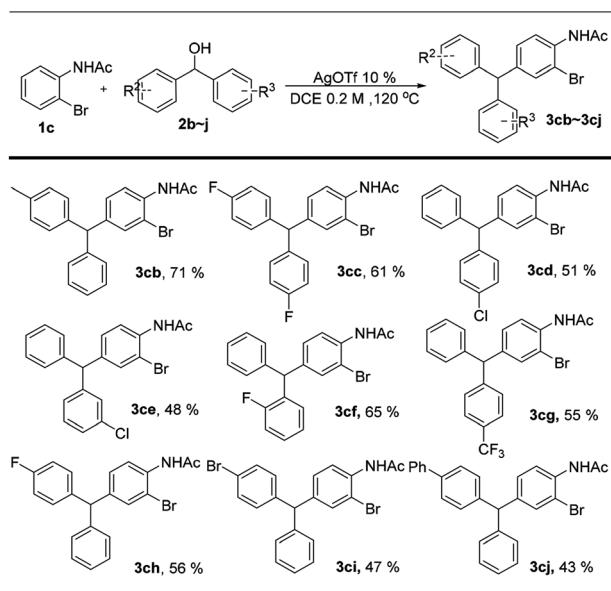
| Entry | Catalyst | Solvent | Yield (%) ^b |
|-------|--------------------------|--------------------|------------------------|
| 1 | FeCl ₃ 20% | DCE | 5 |
| 2 | InBr ₃ 20% | DCE | Trace |
| 3 | Fe(OTf) ₃ 20% | DCE | 64 |
| 4 | Zn(OTf) ₂ 20% | DCE | 5 |
| 5 | Al(OTf) ₃ 20% | DCE | 0 |
| 6 | Sc(OTf) ₃ 20% | DCE | 0 |
| 7 | AgOTf 20% | DCE | 76 |
| 8 | AgOTf 10% | DCE | 78 |
| 9 | AgOTf 5% | DCE | 60 |
| 10 | AgOTf 10% | Toluene | 6 |
| 11 | AgOTf 10% | CH ₃ CN | 0 |
| 12 | AgOTf 10% | <i>t</i> -Amyl-OH | 0 |
| 13 | AgOTf 10% | 1,4-Dioxane | 5 |

^a Reaction conditions: **1a** (0.1 mmol), **2a** (0.2 mmol), cat, solvent (1 mL), 120 °C, 8 h. ^b Yields were based on LC-MS analysis using acetyl benzene as an internal standard.

this silver trifluoromethanesulfonate-catalyzed dibenylation reaction (Scheme 2). Initially, a series of *ortho*-substituted acetanilides (**1b–1f**) performed well under the standard conditions, which afforded the corresponding *para*-diphenylmethylated products in moderate yields. It is worth noting that all the *ortho*-substituted acetanilides with electron withdrawing groups yielded *para*-dibenzylated products, whereas those with electronic donating groups (**1m**, **1o**) afforded both the *para*- and *ortho*- position both diphenylmethylated products. This might be due to the fact that the electronic donating functional groups greatly activate the arene ring, which could trap the diphenylmethane carbon ion very quickly.

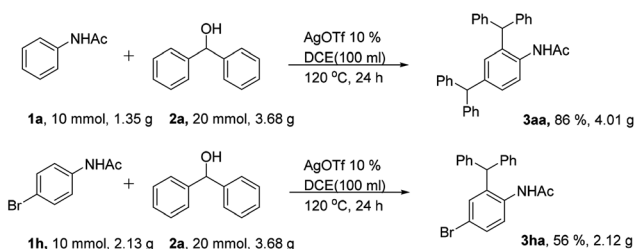
Next, we investigated the *para*-substituted acetanilides (**1g**, **1h**, and **1l**); the *ortho*-diphenylmethylated products were obtained in good yields, which indicated that the electronic effects greatly affect the reactivity of the acetanilides. Interestingly, all the *meta*-substituted substrates provide both the *ortho*- and *para*-diphenylmethylated products (**3ia–3ka**) in good to moderate yields. The X-ray crystal structures of **3ca**, **3ha**, **3jb**, and **3la** are shown in Fig. 1.

The bromide substituted arenes can be further transformed into various other functional groups by well-known cross-coupling reactions.²⁴ Therefore, 2-bromoacetanilide was

Fig. 1 X-ray crystal structures of **3ca**, **3ha**, **3jb** and **3la**.Scheme 3 Scope of benzhydrylation^{a,b}. ^aReaction conditions: **1c** (0.1 mmol), **2b–2j** (0.2 mmol), AgOTf 10%, DCE (1 mL), 120 °C, 8 h. ^bYields of isolated products.

employed to investigate the scope of benzhydrol and the results were listed in Scheme 3. The results clearly show that the functional groups, such as Me, F, Cl, Br, CF₃, and Ph were all fully tolerated in this reaction. All the dibenzylation took place selectively at the *para*-position. Even though the exact reason is unclear, we speculated that the steric effect is the major reason for the *para*-selectivity.

To further demonstrate the synthetic utility of the developed synthetic protocol, gram-scale reactions were performed. To our

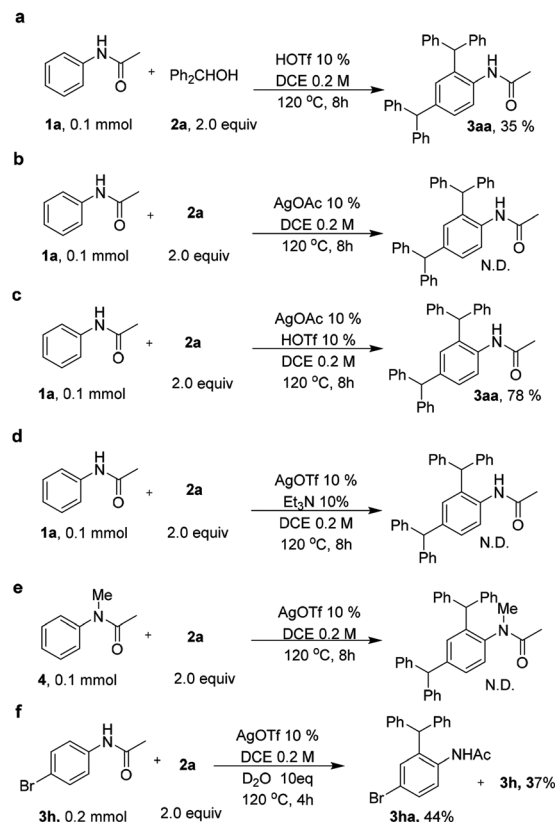


Scheme 4 Gram-scale reactions.

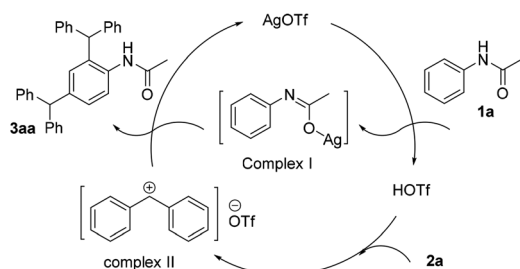
delight, all the scale up reactions provided the corresponding products (**3aa**, **3ha**) in good yields (Scheme 4).

In order to propose the reaction mechanism of this silver-catalyzed selective dibenzylation reaction, several experiments were further performed. TfOH was used instead of AgOTf, which afforded 35% **3aa** (Scheme 5a); this result indicated that silver has a significant role in the realization of the dibenzylation reaction. However, when silver acetate was used as the catalyst, no dibenzylated product was obtained and the starting material **1a** was completely recovered (Scheme 5b). Interestingly, when silver acetate (10 mol%) and TfOH (10 mol%) were used instead of AgOTf, a good yield of **3aa** was achieved (Scheme 5c). Moreover, when we added a proton scavenger Et₃N (10 mol%) to the reaction, the reaction was well inhibited (Scheme 5d). This result might indicate that the TfOH would generate the diphenyl-methane carbocation (complex II), and the silver ions might coordinate with oxygen to activate the acetanilides (complex I). To further support this point, *N*-methylacetanilide was subjected to the standard reaction conditions to investigate the occurrence of dibenzylation (Scheme 5e). Impressively, there was no dibenzylated product and only the starting material was recovered, which further validated our proposal. Next, the deuteration experiment was performed by directly adding D₂O into the reaction (Scheme 5f). The result from this experiment may indicate that the silver only acted as a Lewis acid in this reaction.

Based on these results and previous reports^{6,7} a plausible reaction mechanism was proposed in Scheme 6. The



Scheme 5 Preliminary mechanistic study.



Scheme 6 Proposed reaction mechanism.

carbocation I might be formed by combination with silver ions under acidic conditions. Meanwhile, the strong Lewis acid TfOH would enable the formation of the carbocation (complex II), which was further trapped by the complex I, affording the dibenzylated product.

Conclusions

In conclusion, we have developed a highly efficient approach for the synthesis of triphenylmethane derivatives through the direct combination of acetanilides and diphenylmethanol derivatives using AgOTf as the catalyst. A wide variety of functional groups are well tolerated, leading to the corresponding benzylated products in moderate to good yields. Preliminary experimental results indicated that the silver ions activate the arene rings and TfOH provides the carbocations. Further applications and mechanistic studies are now underway in our lab.

Conflicts of interest

There are no conflicts to declare.

Acknowledgements

We gratefully acknowledge financial support from the Natural Science Foundation of China (Nos. 21772139 and 21572149). Project of Scientific and Technologic Infrastructure of Suzhou (SZS201708) and the PAPD Project are also gratefully acknowledged.

Notes and references

- Reviews: (a) D. F. Duxbury, *Chem. Rev.*, 1993, **93**, 381–433; (b) M. S. Shepchinov and V. A. Korshun, *Chem. Soc. Rev.*, 2003, **32**, 170–180; (c) V. Nair, S. Thomas, S. C. Mathew and K. G. Abhilash, *Tetrahedron*, 2006, **62**, 6731–6747.
- (a) C. D. Mason and F. F. Nord, *J. Org. Chem.*, 1951, **16**, 722–727; (b) V. V. Ghaisas, B. J. Kane and F. F. Nord, *J. Org. Chem.*, 1958, **23**, 560–565; (c) M. Irie, *J. Am. Chem. Soc.*, 1983, **105**, 2078–2079; (d) R. Muthyala, A. R. Katritzky and X. F. Lan, *Dyes Pigm.*, 1994, **25**, 303–324.
- (a) R. A. Al-Qawasmeh, Y. Lee, M. Y. Cao, X. Gu, A. Vassilakos, J. A. Wright and A. Young, *Bioorg. Med. Chem.*, 2004, **14**, 347–350; (b) G. Panda, J. K. Mishra, V. Chaturvedi, A. K. Srivastava, R. Srivastava and B. S. Srivastava, *Bioorg. Med. Chem.*, 2004, **12**, 5269–5276.
- (a) R. S. Dothager, K. S. Putt, B. J. Allen, B. J. Leslie, V. Nesterenko and P. J. Hergenrother, *J. Am. Chem. Soc.*, 2005, **127**, 8686–8696; (b) Shagufta, A. K. Srivastava, R. Sharma, R. Mishra, A. K. Balapure, P. S. R. Murthy and G. Panda, *Bioorg. Med. Chem.*, 2006, **14**, 1497–1505.
- (a) M. K. Parai, G. Panda, V. Chaturvedi, Y. K. Manju and S. Sinha, *Bioorg. Med. Chem. Lett.*, 2008, **18**, 289–292; (b) P. R. alchauthuri, V. Nesterenko and P. J. Hergenrother, *J. Am. Chem. Soc.*, 2008, **130**, 10274–10281.
- Reviews: (a) M. Shiri, M. A. Zolfigol, H. G. Kruger and Z. Tanbakouchian, *Chem. Rev.*, 2010, **110**, 2250–2293; (b) M. Nambo and C. M. Crudden, *ACS Catal.*, 2015, **5**, 4734–4742.
- (a) M. Barbero, S. Cadamuro, S. Dughera, C. Magistris and P. Venturello, *Org. Biomol. Chem.*, 2011, **9**, 8393–8399; (b) F. L. Sun, X. J. Zheng, Q. Gu, Q. L. He and S. L. You, *Eur. J. Org. Chem.*, 2010, 47–50; (c) S. Dhiman and S. S. V. Ramasastry, *Org. Biomol. Chem.*, 2013, **11**, 8030–8035; (d) P. Arde and R. V. Anand, *RSC Adv.*, 2016, **6**, 77111–77115.
- (a) G. A. Molander and M. D. Elia, *J. Org. Chem.*, 2006, **71**, 9198–9202; (b) A. López-Pérez, J. Adrio and J. C. Carretero, *Org. Lett.*, 2009, **11**, 5514–5517.
- J. Y. Yu and R. Kuwano, *Org. Lett.*, 2008, **10**, 973–976.
- (a) L. L. Cao, X. N. Li, F. Y. Meng and G. F. Jiang, *Tetrahedron Lett.*, 2012, **53**, 3873–3875; (b) T. Niwa, H. Yorimitsu and K. Oshima, *Org. Lett.*, 2007, **9**, 2373–2375; (c) G. Song, Y. Su, X. Gong, K. Han and X. Li, *Org. Lett.*, 2011, **13**, 1968–1971; (d) S. Tabuchi, K. Hirano, T. Satoh and M. Miura, *J. Org. Chem.*, 2014, **79**, 5401–5411.
- X. Zhao, G. Wu, Y. Zhang and J. Wang, *J. Am. Chem. Soc.*, 2011, **133**, 3296–3299.
- J. Zhang, A. Bellomo, A. D. Creamer, S. D. Dreher and P. J. Walsh, *J. Am. Chem. Soc.*, 2012, **134**, 13765–13772.
- M. Tobisu, A. Yasutome, H. Kinuta, K. Nakamura and N. Chatani, *Org. Lett.*, 2014, **16**, 5572–5575.
- (a) B. F. Shi, N. Mangel, Y. H. Zhang and J. Q. Yu, *Angew. Chem., Int. Ed.*, 2008, **47**, 4882–4886; (b) X. Shen, N. N. Gu, Y. Liu and B. Dai, *Chin. J. Chem.*, 2016, **34**, 1033–1038.
- G. Cravotto, A. Procopio, M. Oliverio, L. Oriola and D. Carnaroglia, *Green Chem.*, 2011, **13**, 2806–2809.
- S. Sawadjoon, A. Lundstedt and J. S. M. Samec, *ACS Catal.*, 2013, **3**, 635–642.
- (a) J. Esquivias, R. G. Arrayas and J. C. Carretero, *Angew. Chem., Int. Ed.*, 2006, **45**, 629; (b) V. Nair, N. Vidya and K. G. Abhilash, *Synthesis*, 2006, 3647.
- (a) S. H. Lin and X. Y. Lu, *J. Org. Chem.*, 2007, **72**, 9757; (b) S. Podder, J. Choudhury, U. K. Roy and S. Roy, *J. Org. Chem.*, 2007, **72**, 3100.
- (a) I. Alonso, J. Esquivias, R. G. Arrayas and J. C. Carretero, *J. Org. Chem.*, 2008, **73**, 6401; (b) G. J. Li, E. J. Wang, Y. Chen, Y. H. Liu and P. G. Wang, *Tetrahedron*, 2008, **64**, 9033; (c) C. R. Liu, M. B. Li, C. F. Yang and S. K. Tian, *Chem. Commun.*, 2008, 1249.

- 20 S. Gao, X. Xu, H. Yao and A. J. Lin, *Eur. J. Org. Chem.*, 2016, 3006–3012.
- 21 J. A. McCubbin and O. V. Krokhin, *Tetrahedron Lett.*, 2010, 51, 2447–2449.
- 22 Y. Sato, T. Aoyama, T. Takido and M. Kodomari, *Tetrahedron*, 2012, 68, 7077–7081.
- 23 (a) R. Sanz, A. Martínez, D. Miguel, J. M. Álvarez-Gutiérrez and F. Rodríguez, *Adv. Synth. Catal.*, 2006, 348, 1841–1845; (b) J. L. Bras and J. Muzart, *Tetrahedron*, 2007, 63, 7942–7948; (c) H. B. Sun, B. Li, S. Chen, J. Li and R. Hua, *Tetrahedron*, 2007, 63, 10185–10188; (d) J. A. McCubbin and O. V. Krokhin, *Tetrahedron Lett.*, 2010, 51, 2447–2449; (e) J. A. McCubbin and O. V. Krokhin, *Tetrahedron Lett.*, 2010, 51, 2447–2449.
- 24 Reviews: (a) N. Miyaura and A. Suzuki, *Chem. Rev.*, 1995, 95, 2457–2483; (b) C. Liu, H. Zhang, W. Shi and A. Lei, *Chem. Rev.*, 2011, 111, 1780–1824; (c) J. Pouliot, F. Grenier, J. T. Blaskovits, S. Beaupré and M. Leclerc, *Chem. Rev.*, 2016, 116, 14225–14274; (d) P. R. Castillo and S. L. Buchwald, *Chem. Rev.*, 2016, 116, 12564–12649; (e) H. Yi, G. Zhang, H. Wang, Z. Huang, J. Wang, A. K. Singh and A. W. Lei, *Chem. Rev.*, 2017, 117, 9016–9085; (f) R. J. Procter, J. J. Dunsford, P. J. Rushworth, D. G. Hulcoop, R. A. Layfield and M. J. Ingleson, *Chem.–Eur. J.*, 2017, 23, 15889–15893; (g) Y. Xia, D. Qiu and J. B. Wang, *Chem. Rev.*, 2017, 117, 13810–13889; (h) T. Komiyama, Y. Minami, Y. Furuya and T. Hiyama, *Angew. Chem., Int. Ed.*, 2018, 57, 1987–1990.