

RESEARCH ARTICLE

# Influence of nitrogen and phosphorous on the growth and root morphology of *Acer mono*

Muhammad Razaq<sup>1</sup>, Peng Zhang<sup>1\*</sup>, Hai-long Shen<sup>1</sup>, Salahuddin<sup>1,2</sup>

**1** School of Forestry, Northeast Forest University, Harbin, China, **2** Agricultural Research Institute, Mingora, Pakistan

\* [zhangpeng@nefu.edu.cn](mailto:zhangpeng@nefu.edu.cn)

## Abstract

Nitrogen and phosphorous are critical determinants of plant growth and productivity, and both plant growth and root morphology are important parameters for evaluating the effects of supplied nutrients. Previous work has shown that the growth of *Acer mono* seedlings is retarded under nursery conditions; we applied different levels of N (0, 5, 10, and 15 g plant<sup>-1</sup>) and P (0, 4, 6 and 8 g plant<sup>-1</sup>) fertilizer to investigate the effects of fertilization on the growth and root morphology of four-year-old seedlings in the field. Our results indicated that both N and P application significantly affected plant height, root collar diameter, chlorophyll content, and root morphology. Among the nutrient levels, 10 g N and 8 g P were found to yield maximum growth, and the maximum values of plant height, root collar diameter, chlorophyll content, and root morphology were obtained when 10 g N and 8 g P were used together. Therefore, the present study demonstrates that optimum levels of N and P can be used to improve seedling health and growth during the nursery period.



## OPEN ACCESS

**Citation:** Razaq M, Zhang P, Shen H-I, Salahuddin (2017) Influence of nitrogen and phosphorous on the growth and root morphology of *Acer mono*. PLoS ONE 12(2): e0171321. doi:10.1371/journal.pone.0171321

**Editor:** Manuel Joaquín Reigosa, University of Vigo, SPAIN

**Received:** July 26, 2016

**Accepted:** January 19, 2017

**Published:** February 24, 2017

**Copyright:** © 2017 Razaq et al. This is an open access article distributed under the terms of the [Creative Commons Attribution License](https://creativecommons.org/licenses/by/4.0/), which permits unrestricted use, distribution, and reproduction in any medium, provided the original author and source are credited.

**Data Availability Statement:** All relevant data are within the paper and its Supporting Information file.

**Funding:** This study was supported by the Fundamental Research Funds for the Central Universities (2572016AA40).

**Competing interests:** The authors have declared that no competing interests exist.

## Introduction

The aesthetic and economic values of *Acer mono* Maxim L. (Aceraceae) make it an important species for afforestation, gardening, and road plantings. The species is widely distributed in the Yangtze River basin of north and northeast China [1]. Nursery practices, such as sowing, seedbed density, pruning, and fertilization, are usually standardized for individual plant species, in order to produce high-quality seedlings [2]. Fertilizer application is widely used in nurseries to improve plant vigor and productivity [3]; however, fertilization can improve plant growth by either increasing soil resources or by enhancing the ability of seedlings to garner resources [4] by modifying soil pH [5]. As a result, plants increase their rate of photosynthesis, stem diameter, height, basal area, and volume [6]. Deciduous and evergreen hardwood species have different nutrient requirements, and deciduous species have been reported to require 50% more N than conifers, such as pines [7]. Therefore, the production of deciduous and pine seedlings have different nutrition and management requirements [8].

Of the necessary nutritional elements, N is required in the largest quantities, and its availability and internal concentration affect the partitioning of biomass between roots and shoots [9]. The amount and timing of N application can also alter plant morphology, nutrient availability, and net photosynthesis [10]. For example, Harper [11] reported that N supplementation is

required to maximize seedling biomass during initial nursery stages of growth, even for some legume species, and Costa *et al.* [12] reported that root length and root surface area were increased under intermediate N levels and that root growth was reduced under both higher and lower fertilization levels. However, high N availability and its concomitant affect root and shoot biomass production [13]. Phosphorus is considered a primary nutrient for plant growth [14] and is needed to sustain optimum plant production and quality [15]. The element is essential for cell division, reproduction, and plant metabolism; moreover, its role is related to the acquisition, storage, and use of energy [16]. In addition, P plays an important role in lateral root morphology and root branching [17] and influences not only root development, but also the availability of nutrients [18]. Therefore, plants have developed various strategies for obtaining optimum P from soils, including increases in root surface area, specific root length (SRL), and root-shoot ratio [19,20].

Both N and P are important nutrients for ecosystem structure, processes, and function, since their availability limits the production of plant biomass and growth [21]. For example, the combined application of N and P increases root surface area, root length, and root-shoot mass [22], and in *Arabidopsis* plant species, different nutrient levels have been shown to influence both root length and branching plasticity [23].

In the last few decades, the application of fertilizer in forest nurseries has attracted increasing attention throughout the world, as a result of increased demand for fiber, wood [24], and CO<sub>2</sub> offsets [25]. These demands can be satisfied through the production of healthy seedlings, which would ultimately increase plant biomass production; however, this requires the proper diagnosis of specific limiting factors [26]. In fact, the amounts of fertilizers used in forest seedling production are relatively lower than the amounts used in agriculture plant nurseries [27]. Many factors influence the effectiveness of nutrient application on seedling growth. In particular, fertilizer type and amount affect the growth of plant seedlings [28].

Since growth of *A. mono* seedlings is reportedly retarded under nursery conditions [29], species-specific combinations of N and P may be needed to ensure healthy seedling growth. Therefore, the present study was designed to determine the effects of N and P on *A. mono* seedling growth, with a specific focus on root morphology (i.e., root length, root diameter, SRL), and to establish a standard for N and P application in the production of *A. mono* seedlings.

## Materials and methods

### Study site and soil collection

This experiment was conducted at Maershan Forest Research Station (127°E-127°E, 45°23'-45°26' N, 390 m above sea level) of Northeast Forestry University, in Heilongjiang, China. The site has a cold, continental monsoon climate, with an average annual air temperature of 2.8°C. Average temperatures in January and July are -19.6°C and 20.9°C, respectively, and the annual average humidity, annual precipitation, and annual evaporation are 70%, 723.8 mm, and 1094 mm, respectively. The frost-free period usually lasts from 120 to 140 d, and the soil is mostly Hap-Boric Luvisol [30], which was described previously by Wang *et al.* [31].

Before starting experiment ten soil samples were collected from the experimental field at 0–20 cm soil depth and were thoroughly mixed to make a representative composite soil sample that had a total N, P, and K content of 3.98 g kg<sup>-1</sup>, 820.8 mg kg<sup>-1</sup>, and 14 g kg<sup>-1</sup>, respectively, and an available N, P, and K content of 4, 7.23, and 176 mg kg<sup>-1</sup>. The total N was determined by an elemental analyzer (vario MACRO cube; Elementar, Hanau, Germany). The available nitrogen was measured by alkali solution diffusion method and total P and available P by flow injection analyzer method (Seal Autoanalyzer 3, Seal Analytical, Norderstedt, Germany). Total

K and available K were determined by the flame photometer (FP640, Shanghai, China). The soil test was performed in State Forestry Administration Key Laboratory of forest resources development in Northeast China.

### Plant materials and fertilization treatments

The seeds of *Acer mono* Maxim L. were collected from Changbai Mountain Jilin province, China. Seeds were exposed to cold stratification for six months from November to April. In early May, stratified seeds were sown once an open field nursery. After germination, seedlings were not treated with any kind of fertilizations until starting the experiment. After four-year uniform size, seedlings were selected in the same nursery, with plant-to-plant and row-to-row distances kept at 20 and 30 cm, respectively. Each seedling was treated with one of four levels of N (0, 5, 10, or 15 g) and one of four levels of P (0, 4, 6, or 8 g). Ten plants were included in each treatment, and each treatment was replicated three times (total n = 480). We applied N in two split doses during May and July, and P was applied once as a basal dose in May. Standard cultural practices were performed during the experiment (i.e., weeding, hoeing, irrigation, etc.), in order to produce healthy seedlings.

### Plant growth measurement

Plant height and root collar diameter were recorded for all selected seedlings before fertilizer application (May) and again at the end of the experiment in (November), in order to quantify plant growth during the experimental period. A digital venire caliper was used for the root collar diameter measurements (Shanghai measuring and cutting tools work. Co. Ltd).

### Estimation of chlorophyll contents and carotene

The chlorophylls a and b and carotene were measured, as described by Arnon [32]. Briefly, fresh leaves (0.2 g) were ground in a mortar with a small amount of quartz sand and calcium carbonate powder and 2–3 mL 95% ethanol. Absorbance of the supernatant was measured at 665, 649, and 470 nm using a spectrophotometer (Hitachi-U2001; Hitachi, Tokyo, Japan), and concentrations of chlorophylls a ( $C_a$ ) and b ( $C_b$ ) and carotene ( $C_{x-c}$ ) were calculated using the following formulae:

$$C_a = 13.95A_{665} - 6.88A_{649} \times \frac{VW}{1000}$$

$$C_b = 24.96A_{649} - 24.96A_{665} \times \frac{VW}{1000}$$

$$C_{x-c} = \frac{1000A_{470} - 2.05C_a - 114.8C_b}{245} \times \frac{VW}{1000}$$

where  $A_i$  indicates absorption at wavelength  $i$ ,  $V$  is the volume of the extract, and  $W$  is the weight of fresh leaf tissue (g).

### Root morphology measurement

Root samples were carefully taken from single plant in each treatment group during harvesting, using the procedure described by Guo *et al.* [30]. The root samples were kept in an icebox and transported to the laboratory within 4 h of collection. The individual samples were cleaned with de-ionized water to remove residual soil particles and stored in a refrigerator. The root samples of each treatment were then divided into different branch orders, as

described by Pregitzer *et al.* [33], i.e., the distal branch order as the first order. The separated samples were then scanned with an Expression 10000XL 1.0 scanner (dpi = 400; Epson Telford, Ltd., Telford, UK), and the images were analyzed using the WinRHIZO (Pro2004b) software (Instruments Regent Co., Ville de Québec, QC, Canada) to determine the average root diameter (ARD) and total root length (TRL). Finally, the roots were oven dried to constant mass at 65 °C, in order to determine dry mass, and SRL was calculated as the TRL from each root order divided by the corresponding dry mass [34].

### Statistical analysis

The experiment was conducted with a randomized complete block design, with split plot arrangements, in order to test the effects of N and P fertilizer and their interaction on seedling growth, chlorophyll and carotene content, and root morphology. The data were analyzed using Statistix 8.1 software (Analytical Software, Tallahassee, FL, USA), and the experimental treatments were randomized and repeated three times, in order to reduce any variation caused by soil heterogeneity [35]. Furthermore, N treatment was used as the main block, whereas P treatment was used as the sub-block.

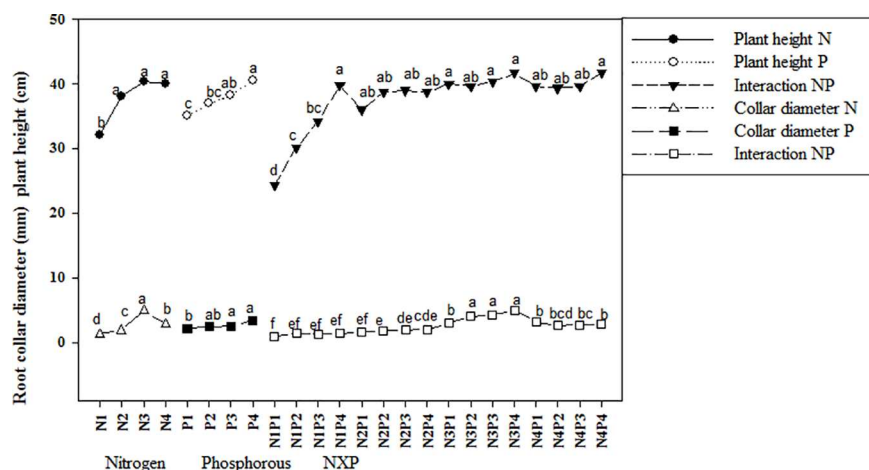
## Results

### Effect of N and P on plant growth

Seedlings treated with N fertilizer exhibited significantly greater plant height and root diameter than untreated (i.e., 0 g N) controls ( $P < 0.05$ ; S1 Table, Fig 1), and values for both parameters were highest in seedlings treated with 10 g N, followed by those for seedlings treated with 15 and 5 g N, respectively. Similarly, seedlings treated with P fertilizer exhibited significantly greater plant height and root collar diameter than untreated (i.e., 0 g P) controls, and values for both parameters were highest in seedlings treated with 8 g P, followed by those treated with 6 and 4 g, respectively. We also observed a significant interaction effect of N and P for both plant height and root collar diameter and found that values for both plant height and root diameter were highest in seedlings treated with 10 g N and 8 g P (Fig 1).

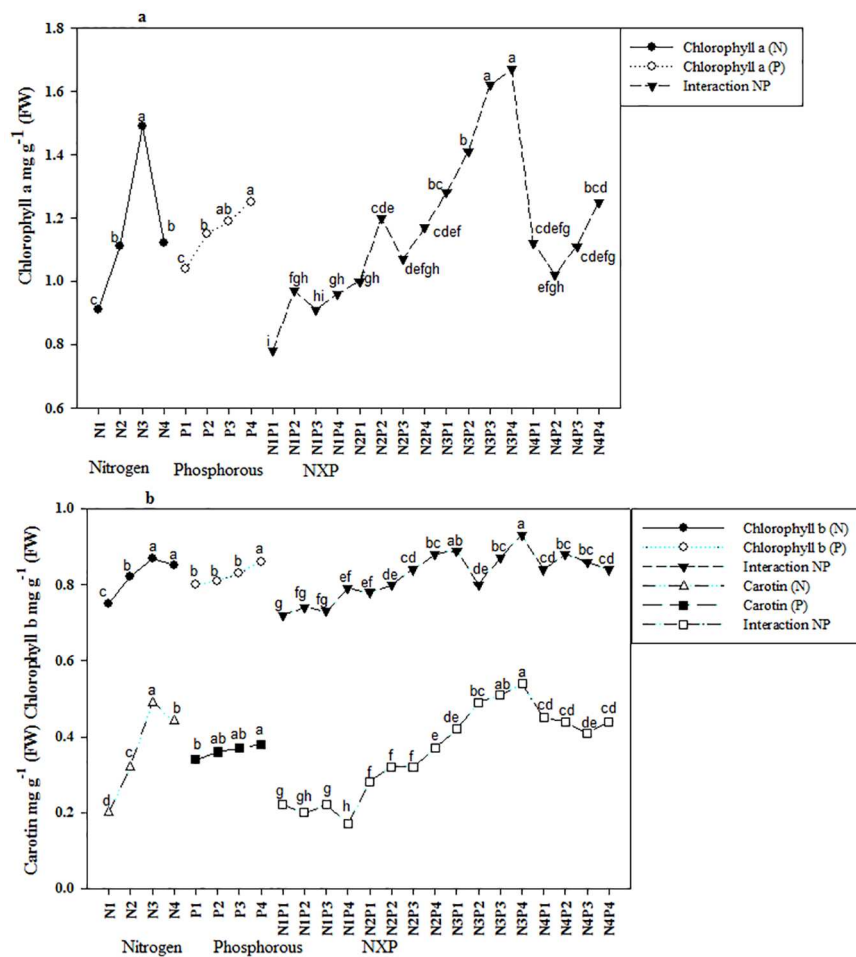
### Effect of N and P on chlorophyll and carotene contents

Seedlings treated with N fertilizer exhibited significantly greater levels of chlorophylls a and b and carotene ( $P < 0.05$ ; S1 Table, Fig 2A and 2B), and values for all three parameters were



**Fig 1. Combined and single effect of NP on plant height and collar diameter of *Acer mono* seedling.** Different letters show the level of significance. Abbreviation N, Nitrogen; P, Phosphorous; NxP; Interaction.

doi:10.1371/journal.pone.0171321.g001



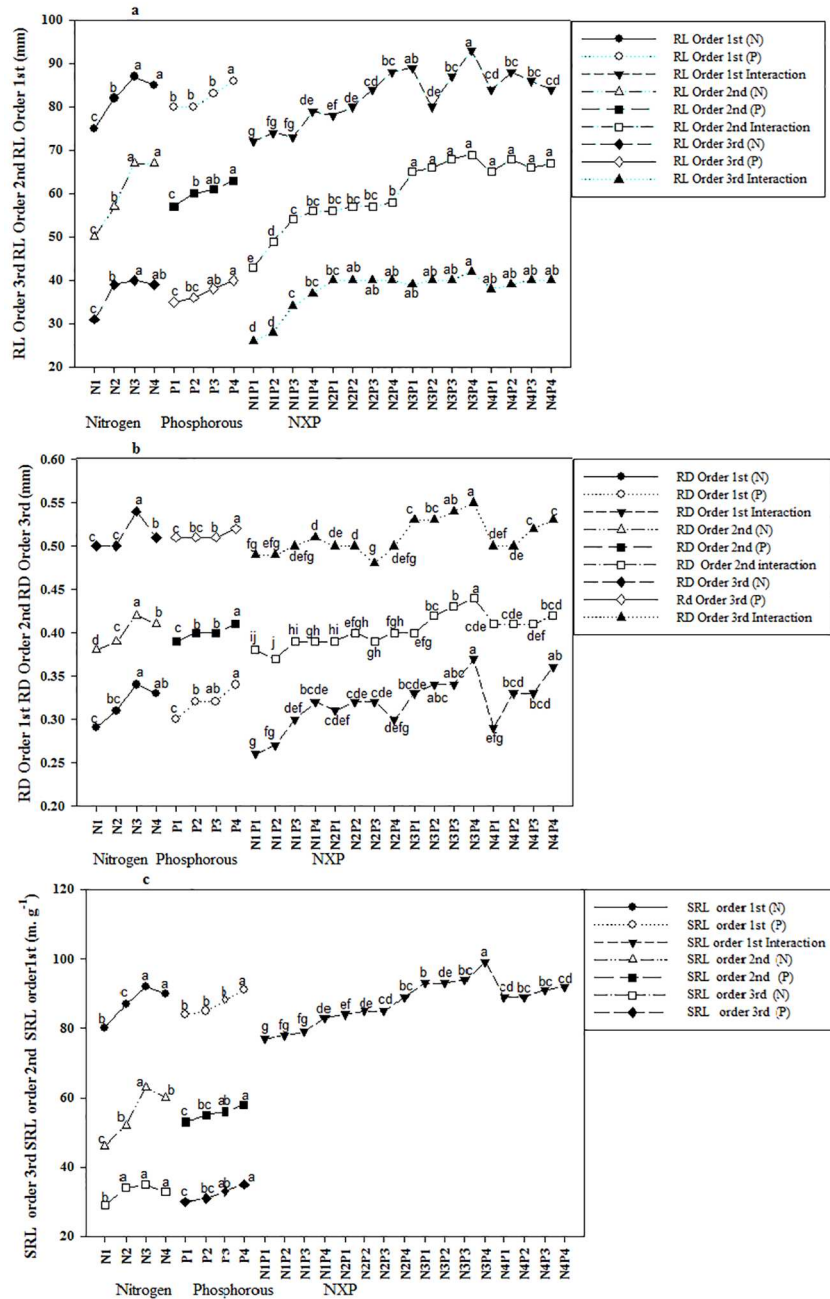
**Fig 2. a-b.** Combined and single effect of NP on chlorophylls a, b and carotene of *Acer mono* seedling. Different letters show the level of significance. Abbreviation N, Nitrogen; P, Phosphorous; NxP, Interaction.

doi:10.1371/journal.pone.0171321.g002

greatest in seedlings treated with 10 g N. Similarly, seedlings treated with 8 g P fertilizer exhibited significantly greater levels of chlorophyll and carotene contents, whereas the values of seedlings treated with 6 and 4 g P were not significantly different than the values of plants treated with 0 g P. We also observed a significant interaction effect of N and P for levels of chlorophylls a and b and carotene and found that levels of all three were highest in seedlings treated with 10 g N and 8 g P (Fig 2A and 2B).

### Effect of N and P on root morphology

The first, second, and third root orders of seedlings treated with N fertilizer exhibited significantly greater TRL, ARD, and SRL values than those of untreated (i.e., 0 g N) seedlings ( $P < 0.05$ ; S1 Table, Fig 3A–3C), and for all root orders, values for the three parameters were highest in seedlings treated with 10 g N. The TRL, ARD, and SRL values varied among each of the root orders, depending on N level. Furthermore, both TRL and SRL decreased with increasing in root order but increased with increasing N level; whereas ARD increased with increasing root order and increased further with increasing N level.



**Fig 3. a-c.** Combined and single effect of NP on root length, root diameter, and specific root length (SRL) of first, second and third order root of *Acer mono* seedling. Interaction values of specific root length (SRL) of second and third order root were non significant. Different letters show the level of significance. Abbreviation N, Nitrogen; P, Phosphorous; NxP, Interaction; RL, root length.

doi:10.1371/journal.pone.0171321.g003

Similarly, the first, second, and third root orders of seedlings treated with P fertilizer exhibited significantly greater TRL, ARD, and SRL values than those of untreated (i.e., 0 g P) seedlings ( $P < 0.05$ ; S1 Table, Fig 3A–3C). The root morphology values (i.e., TRL, ARD, and SRL) increases with increasing P level, and for all root orders, values for the three parameters were highest in seedlings treated with 8 g P. Furthermore, both TRL and SRL decreased with



increasing in root order but increased with increasing P level; whereas ARD increased with increasing root order and increased further with increasing P level.

We also observed a significant interaction effect of N and P for TRL and ARD but found that interaction effect was only non significant for the SRL values of second and third order roots ( $P < 0.005$ ; S1 Table). The TRL and ARD values of all three orders, as well as the SRL values of first order roots, were highest in seedlings treated with 10 g N and 8 g P (Fig 3A–3C).

## Discussion

### Fertilization and plant growth

Previous studies have shown that N supplementation can significantly affect the shoot morphology and nutritional status of nursery seedlings [36,37]. The growth-promoting effect of N (up to the optimum level) increases cytokinin production, which subsequently affects cell wall elasticity [38], number of meristematic cells, and cell growth [39]. In addition, N fertilization also increases seedling height and root collar diameter [40,41]. The present study demonstrated that N supplementation can increase growth parameters to a certain extent but has a negative effect at higher levels. Researchers have reported both positive and negative effects of fertilizer application on subsequent seedling growth and survival [42,43].

Meanwhile, P fertilizer application is necessary to ensure optimum plant production and quality [15], as well as for the acquisition, storage, and use of energy [16]. The present study demonstrated the positive relationship between P level and plant growth, which is supported by previous findings that P application increases plant height and root collar diameter [44], as well as basal stem diameter [45], and that P application has a positive effect on the growth of various species, including *Tectona grandis* [46], *Casuarina* spp. [47], *Dalbergia sissoo* [48], and *Tecoma grandis* [49]. The growth-promoting role of P application has been reported previously [50,51].

Furthermore, previous studies have also shown that root and shoot morphology are affected by the level and form of the fertilizer applied [52] and that the application of N and P fertilizer, either alone or in combination, significantly increases the stem growth of hybrid poplar seedlings [53], and combined P and N fertilization has been shown to promote the growth of young *Eucalyptus grandis* and birch (*Betula pubescens*) seedlings [54]. Therefore, the increased growth observed in *A. mono* seedlings treated with the optimal P level might have resulted from a favorable balance of nutrients (i.e., N and P).

### Fertilization and chlorophyll and carotene contents

The addition of N promotes the formation of active photosynthetic pigments by increasing the amounts of stromal and thylakoid proteins in leaves [55,56], as well as by increasing the formation of chloroplasts during leaf growth [57]. Although N is the most important elemental factor in chlorophyll biosynthesis, N application is also capable of producing negative effects [58]. For example, excess N has been shown to shorten the life span of leaves, increase their susceptibility to disease [59,60]. Chlorophyll and carotenoid synthesis are dependent upon mineral nutrition [61]. It might be due to the optimum availability of N, which plays a vital role in cell division and the formation of active photosynthetic pigments, including chlorophyll. Green pigments in leaves depend on P concentration, since it facilitates the plant for stability in unfavorable condition [62]. However, the facilitation of biochemical characteristics [51] and biosynthesis of pigment molecules depends on the uptake of optimal P levels [63]. In apricot seedlings, optimal P conditions have been shown to increase total chlorophyll content and plant growth [64]. Previous studies have also reported that P application increases the biomass and carotenoid production of a blue-green alga (*Spirulina platensis*) [65], whereas higher P

concentrations were reported to reduce the chlorophyll content of the blue-green alga (*Azolla pinnata*) [66]. However, P deficiency decreases protein and chlorophyll content [67].

## Fertilization and root morphology

In the present study, optimum N fertilization had a favorable impact on root growth, which is supported by previous findings that N availability has significant effects on root biomass, production, and mortality [68]; root elongation [17]; and higher root-order development and branching [69]. The application of N fertilizer can also affect water use efficiency by influencing root growth and distribution in the soil [70], and optimal N fertilization has been shown to enhance root length and diameter [12], whereas higher and lower N levels have been shown to reduce root growth and biomass [71,72,73]. In addition, N fertilization significantly increases the diameter of *Larix gmelinii* root tips [74] and the growth, root length, and root diameter of *Pongamia pinnata* seedlings [75].

Furthermore, thin-root species have been shown to exhibit greater plasticity in response to fertilization, both in root growth rate and reducing mycorrhizal colonization [76]. Greater plasticity was also observed in thin-root species than in thick-root species in a subtropical forest [77]. High N levels have been shown to increase fine-root length and surface area in loblolly (*Pinus taeda* L.) and ponderosa pine *Pinus ponderosa* L. seedlings [78], which may potentially enhance nutrient and water acquisition from the soil. Plants exposed to high nutrient deficiencies exhibited a progressive reduction in TRL [23]. Therefore, N deficiency can result in a remarkable decrease in length of both first- and second-order lateral roots [79], a relationship that has been widely confirmed in both annual [71] and perennial plants [72].

In contrast, N availability has no significant effect on fine root biomass, SRL, ARD, or TRL [33,80]. For example, N fertilization increased the ARD of larch (*Larix gmelinii*) but had no effect on TRL [81] and was shown to enhance all three parameters (i.e., SRL, ARD, and TRL) in other tree species [82]. Furthermore, N is likely to have complementary effects on root morphology development because it stimulates root elongation [83]. The results of the present study are confirmed by previous findings that N fertilization increases SRL, up to a certain level [74,81], and SRL has also been associated with rapid root proliferation [84].

Previous studies have also shown that P can have a profound effect on root system morphology and that P generally stimulates root growth [85]. For example, P application significantly increases ARD and TRL in the perennial leguminous shrub *Lespedeza davurica* L. and the perennial herbaceous grass *Bothriochloa ischaemum* L. [20]. The present study also confirmed the results of Jin *et al.* [18], who reported that P application increases TRL and ARD. In most species, P-deficiency results in decreased ARD [86]; however, some species, such as *Arabidopsis thaliana*, develop larger roots in P-deficient conditions [87]. The SRL of fine roots varies, depending on nutrient availability [88]. Longer fine roots are more efficient in nutrient acquisition than shorter fine roots and allow plants to form larger root systems at a lower carbon cost than those of plants with shorter roots; whereas thicker roots may provide benefits in infertile or competitive environments [89]. Therefore, higher SRL values (i.e., thinner roots) indicate higher exploitation efficiency under intensive competition conditions, since plants with thinner roots are generally more competitive [90].

## Conclusions

The present study demonstrates that the growth and root morphology of *A. mono* seedlings are significantly affected by N and P fertilization. Untreated seedlings exhibited lower measures of plant height, root collar diameter, chlorophyll and carotene content, and several parameters of root morphology; whereas maximum values were achieved when seedlings were



supplemented with optimal levels of N (10 g plant<sup>-1</sup>) and P (8 g plant<sup>-1</sup>). Therefore, the results of the present study suggest that optimal levels of N and P can be used to ensure the production of vigorous and healthy *A. mono* seedlings.

## Supporting information

**S1 Table. Summary of ANOVAs (F&P values) for the effect of fertilization on plant height, root collar diameter, chlorophyll and carotene content and root morphology of *A. mono* seedling.**

(DOCX)

## Author Contributions

**Conceptualization:** HS.

**Data curation:** MR.

**Formal analysis:** Salahuddin.

**Funding acquisition:** HS.

**Investigation:** PZ.

**Methodology:** MR.

**Project administration:** PZ.

**Resources:** PZ.

**Supervision:** HS PZ.

**Validation:** MR.

**Visualization:** Salahuddin.

**Writing – original draft:** MR.

**Writing – review & editing:** MR HS.

## References

1. Masaki T, Suzuki W, Niyama K, Iida S, Tanaka H, Nakashizuka T. Community structure of a species-rich temperate forest, Ogawa Forest Reserve, central Japan. *Vegetatio*. 1992; 98(2):97–111.
2. Mexal JG, Cuevas Rangel RA, Negreros-Castillo P, Paraguirre Lezama C. Nursery production practices affect survival and growth of tropical hardwoods in Quintana Roo, Mexico. *Forest Ecology and Management*. 2002; 168(1–3):125–133.
3. Shen JP, Zhang LM, Guo JF, Ray JL, He JZ. Impact of long-term fertilization practices on the abundance and composition of soil bacterial communities in Northeast China. *Applied Soil Ecology*. 2010; 46(1):119–124.
4. Lincoln MC, Will RE, Morris LA, Carter EA, Markewitz D, Britt JR, et al. Soil change and loblolly pine (*Pinustaeda*) seedling growth following site preparation tillage in the Upper Coastal Plain of the southeastern United States. *Forest Ecology and Management*. 2007; 242:558–568.
5. Jose S, Merritt S, Ramsey CL. Growth, nutrition, photosynthesis and transpiration responses of long leaf pine seedlings to light, water and nitrogen. *Forest Ecology and Management*. 2003; 180(1–3):335–344.
6. King N, Seiler J, Fox TR, Johnsen K. The short-term effects of fertilization on loblolly pine photosynthesis and biomass. In: Conner KF, editor. *Proceedings of the 13th Biennial Southern Silvicultural Research Conference*. Asheville, NC: U.S. Department of Agriculture, Forest Service, Southern Research Station; 2006.p 113–116.

7. Davey CB. Soil fertility and management for culturing hardwood seedlings. In: Landis TD, Dumroese RK, technical coordinators. Forest and Conservation Nursery Associations: 1994 National Proceedings. Fort Collins, CO: U.S. Department of Agriculture, Forest Service, Rocky Mountain Forest and Range Experiment Station. 1994. p. 38–49.
8. Tinus RW. Production of container-grown hardwoods. *Tree Planters Notes*. 1978; 29:3–9.
9. Bown HE, Watt MS, Clinton PW, Mason EG. Influence of ammonium and nitrate supply on growth, dry matter partitioning, N uptake and photosynthetic capacity of *Pinus radiata* seedlings. *Trees*. 2010; 24(6):1097–1107.
10. Zhao D, Kane M, Borders B, Harrison M. Pine growth response to different site- preparation methods with or without post-plant herbaceous weed control on North Florida's Lower Coastal Plain. *Forest Ecology and Management*. 2008; 255(7):2512–2523.
11. Harper JE. Soil and symbiotic nitrogen requirements for optimum soybean production. *Crop Science*. 1974; 14(2):255–260.
12. Costa C, Dwyer LM, Zhou X, Dutilleul P, Hamel C, Reid LM, et al. Root morphology of contrasting maize genotypes. *Agronomy Journal*. 2002; 94(1):96–101.
13. Barraclough PB, Kuhlmann H, Weir AH. The effects of prolonged drought and nitrogenfertilizer on root and shoot growth and water uptake by winter-wheat. *Journal of Agronomy and Crop Science*. 1989; 163(5):352–360.
14. Hinsinger P. Bioavailability of soil inorganic P in the rhizosphere as affected by root-induced chemical changes: a review. *Plant and Soil*. 2001; 237(2):173–195.
15. Zapata F, Zaharah AR. Phosphate availability from phosphate rock and sewage sludge as influenced by addition of water soluble phosphate fertilizers. 2002. *Nutrient Cycling in Agroecosystems*. 2002(1); 63:43–48.
16. Epstein E, Bloom AJ. *Mineral nutrition of plants: Principles and perspectives( Second Edition)*. Sunderland, MA: Sinauer Associates, Inc.; 2004. 402p.
17. López-Bucio J, Cruz-Ramírez A, Herrera-Estella L. The role of nutrient availability in regulating root architecture. *Current Opinion in Plant Biology*. 2003; 6(3):280–287. PMID: [12753979](#)
18. Jin J, Wang GH, Liu X, Pan X, Herbert SJ. Phosphorus application affects the soybean root response to water deficit at the initial flowering and full pod stages. *Soil Science and Plant Nutrition*. 2005; 51(7):953–960.
19. Tang C, Han XZ, Qiao YF, Zheng SJ. Phosphorus deficiency does not enhance proton release by roots of soybean [*Glycine max* (L.) Murr.]. *Environmental and Experimental Botany*. 2009; 67(1):228–234.
20. Xu BC, Niu FR, Duan DP, Xu WZ, Huang J. Root morphological characteristics of *Lespedeza davurica* (L.) intercropped with *Bothriochloa ischaemum* (L.) Keng under water stress and P application conditions. *Pakistan Journal of Botany*. 2012; 44(6):1857–1864.
21. Hu YC, Schmidhalter U. Drought and salinity: a comparison of their effects on mineral nutrition of plants. *Journal of Plant Nutrition and Soil Science*. 2005; 168(4):541–549.
22. Song CJ, Ma KM, Qu LY, Liu Y, Xu XL, Fu BJ, et al. Interactive effects of water, nitrogen and phosphorus on the growth, biomass partitioning and water-use efficiency of *Bauhinia faberi* seedlings. *Journal of Arid Environments*. 2010; 74(9):1003–1012.
23. Gruber BD, Giehl RFH, Friedel S, von Wirén N. Plasticity of the Arabidopsis root system under nutrient deficiencies. *Plant Physiology*. 2013; 163(1):161–179. doi: [10.1104/pp.113.218453](#) PMID: [23852440](#)
24. Kauter D, Lewandowski I, Claupein W. Quantity and quality of harvestable biomass from *Populus* short rotation coppice for solid fuel use: a review of the physiological basis and management influences. *Biomass and Bioenergy*. 2003; 24(6):411–427.
25. Graham RL, Wright LL, Turhollow AF. The potential for short-rotation woody crops to reduce U.S. CO<sub>2</sub> emissions. *Climatic Change*. 1992; 22(3):223–238.
26. Fox TR. Sustained productivity in intensively managed forest plantations. *Forest Ecology and Management*. 2000; 138(1):187–202.
27. Juntunen ML, Hammar T, Rikala R. Leaching of nitrogen and phosphorus during production of forest seedlings in containers. *Journal of Environmental Quality*. 2002; 31(6):1868–1874. PMID: [12469836](#)
28. Samuelson L, Stokes T, Cooksey T, McLemore P. Production efficiency of loblolly pine and sweet gum in response to four years of intensive management. *Tree Physiology*. 2001; 21(6):369–376. PMID: [11282576](#)
29. Guang-xiang LI, Liu YB. A primary report on softwood cutting test of *Acer mono*. *Academy of Forestry Science*. 2004; 33(3): 1005–7129.

30. Guo DL, Xia MX, Wei X, Chang WJ, Liu Y, Wang ZQ. Anatomical traits associated with absorption and mycorrhizal colonization are linked to root branch order in twenty-three Chinese temperate tree species. *New Phytologist*. 2008; 180(3):673–683. doi: [10.1111/j.1469-8137.2008.02573.x](https://doi.org/10.1111/j.1469-8137.2008.02573.x) PMID: [18657210](https://pubmed.ncbi.nlm.nih.gov/18657210/)
31. Wang ZQ, Guo DL, Wang XR, Gu JC, Mei L. Fine root architecture, morphology and biomass, of different branch orders of two Chinese temperate tree species. *Plant and Soil*. 2006; 288(1–2):155–171.
32. Arnon DI. Copper enzymes in isolated chloroplasts poly phenoloxidase in *Beta vulgaris*. *Plant Physiology*. 1949; 24(1):1–15. PMID: [16654194](https://pubmed.ncbi.nlm.nih.gov/16654194/)
33. Pregitzer KS, Deforest JL, Burton AJ, Allen MF, Ruess RW, Hendrick RL. Fine root architecture of nine North American trees. *Ecological Monographs*. 2002; 72(2):293–309.
34. Ryser P. The importance of tissue density for growth and life span of leaves and roots: a comparison of five ecologically contrasting grasses. *Functional Ecology*. 1996; 10(6):717–723.
35. Fahad S, Hussain S, Saud S, Tanveer M, Bajwa AA, Hassan S, et al. A biochar application protects rice pollen from high-temperature stress. *Plant Physiology and Biochemistry*. 2015; 96:281–287. doi: [10.1016/j.plaphy.2015.08.009](https://doi.org/10.1016/j.plaphy.2015.08.009) PMID: [26318145](https://pubmed.ncbi.nlm.nih.gov/26318145/)
36. Oliet JA, Tejada M, Salifu KF, Collazos A, Jacobs DF. Performance and nutrient dynamics of Holm oak (*Quercus ilex*L.) seedlings in relation to nursery nutrient loading and post transplant fertility. *European Journal of Forest Research*. 2009; 128(3):253–263.
37. SanzPérez V, CastroDíez P, Valladares F. Growth versus storage: response of Mediterranean oak seedlings to changes in nutrient and water availabilities. *Annals of Forest Science*. 2007; 64(2):201–210.
38. Bloom AJ, Frensch J, Taylor AR. Influence of inorganic nitrogen and pH on the elongation of maize seminal roots. *Annals of Botany*. 2006; 97(5):867–873. doi: [10.1093/aob/mcj605](https://doi.org/10.1093/aob/mcj605) PMID: [16373369](https://pubmed.ncbi.nlm.nih.gov/16373369/)
39. Lawlor DW. Carbon and nitrogen assimilation in relation to yield: mechanisms are the key to understanding production systems. *Journal of Experimental Botany*. 2002; 53(370):773–787.
40. Andivia E, Fernández M, Vázquez-Piqué J. Autumn fertilization of *Quercus ilex* ssp. *ballota* (Desf.) Samp. nursery seedlings: effects on morpho-physiology and field performance. *Annals of Forest Science*. 2011; 68(3):543–553.
41. Cuesta B, Villar-Salvador P, Puértolas J, Jacobs DF, Rey Benayas JM. Why do large, nitrogen rich seedlings better resist stressful transplanting conditions? A physiological analysis in two functionally contrasting Mediterranean forest species. *Forest Ecology and Management*. 2010; 260(1):71–78.
42. van den Driessche R. Effects of nitrogen and phosphorous fertilization on Douglas-fir nursery growth and survival after outplanting. *Canadian Journal of Forest Research*. 1980; 10(1):65–70.
43. Kadeba O. Nutrition aspects of afforestation with exotic tree species in the savanna regions of Nigeria. *Commonwealth Forestry Review*. 1978; 57(3):191–199.
44. Hudai SMS, Sujauddin M, Shafinat S, Uddin MS. Effects of phosphorus and potassium addition on growth and nodulation of *Dalbergiasissoo* in the nursery. *Journal of Forestry Research*. 2007; 18(4):279–282.
45. Cicek E, Yilmaz F, Yilmaz M. Effect of N and NPK fertilizers on early field performance of narrow-leaved ash, *Fraxinusangustifolia*. *Journal of Environmental Biology*. 2010; 31(1–2):109–114. PMID: [20648820](https://pubmed.ncbi.nlm.nih.gov/20648820/)
46. Totey NG. Fertilizer management in forest plantations in non-traditional sectors for fertilizer use (HLSTanded.). New Delhi: Fertilizer Development and Consultation Organization; 1992. p. 156.
47. Sanginga N, Danso SKA, Bowen GD. Nodulation and growth response of *Allocasuarina* and *Casuarina* species to P fertilization. *Plant and Soil*. 1989; 118(1–2):125–132.
48. Verma RK, Khatri PK, Bagde M, Pathak HD, Totet NG. Effect of biofertilizer and phosphorous on growth of *Dalbergiasissoo*. *Indian Journal of Forestry*. 1996; 19(3):244–246.
49. Sundralingam P. Responses of potted seedlings of *Dryobalanops aromatic* and *Dryobalanopsoblongifolia* to commercial fertilizers. *Malaysian Forester*. 1983; 46(1):86–92.
50. Pandey ST, Singh P, Pandey P. Site specific nutrient management for *Withaniasomnifera* at subtropical belt of Uttaranchal. *International Journal of Agricultural Sciences*. 2006; 2:626–628.
51. Waraich EA, Ahmad Z, Ahmad R, Saifullah, Ashraf MY. Foliar applied phosphorous enhanced growth, chlorophyll contents, gas exchange attributes and PUE in wheat (*Triticumaestivum* L.). *Journal of Plant Nutrition*. 2015; 38(12):1929–1943.
52. Albrechts FE, Howard CM, Chandler CK. Strawberry responses to K rate on a fine sand soil. *HortScience* 1991; 26(2):135–138.
53. Brown KR, van den Driessche R. Effects of nitrogen and phosphorus fertilization on the growth and nutrition of hybrid poplars on Vancouver Island. *New Forests*. 2005; 29(1):89–104.
54. Oskarsson H, Sigurgeirsson A, Raulund-Rasmussen K. Survival, growth, and nutrition of tree seedlings fertilized at planting on Andisol soils in Iceland: six year results. *Forest Ecology and Management*. 2006; 229(1):88–97.

55. Cooke JE, Martin TA, Davis JM. Short-term physiological and developmental responses to nitrogen availability in hybrid poplar. *New Phytologist*. 2005; 167(1):41–52. doi: [10.1111/j.1469-8137.2005.01435.x](https://doi.org/10.1111/j.1469-8137.2005.01435.x) PMID: [15948828](https://pubmed.ncbi.nlm.nih.gov/15948828/)
56. Filho MCMT, Buzetti S, Andeotti M, Arf O, de Sá ME. Application times, sources and doses of nitrogen on wheat cultivars under no till in the Cerrado region. *Ciência Rural*. 2011; 41(8):1375–1382.
57. Li H, Li M, Luo J, Cao X, Qu L, Gai Y, et al. N fertilization has different effect on the growth, carbon and nitrogen physiology, and wood properties of slow and fast growing populus species. *Journal of Experimental Botany*. 2012; 63(17):6173–6185. doi: [10.1093/jxb/ers271](https://doi.org/10.1093/jxb/ers271) PMID: [23028021](https://pubmed.ncbi.nlm.nih.gov/23028021/)
58. Jelić M, Kostić M. Iskorišćavanje azota, fosfora i kalijuma i njihov balans u dugotrajnom gledusa dubrenjem. *Savremenopoljoprivreda*. 1994; 42:27–31.
59. van Lelyveld LJ, Smith BL, Frazer C. Nitrogen fertilization of tea: effect on chlorophyll and quality parameters of processed black tea. *Acta Horticulturae*. 1990; 275:483–488.
60. Bojovic B, Stojanovic J. Chlorophyll and carotenoid content in wheat cultivars as a function of mineral nutrition. *Archives of Biological Sciences*. 2005; 57:283–290.
61. Daughtry CST, Walthall CL, Kim MS, Brown de Colstoun E, McMurtrey JE. Estimating corn leaf chlorophyll concentration from leaf and canopy reflectance. *Remote Sensing of Environment*. 2000; 74(2):229–239.
62. Bojovic B, Stojanovic J. Some wheat leaf characteristics in dependence of fertilization. *Kragujevac Journal of Science*. 2006; 28:139–146.
63. Shubhra, Dayal J, Goswami CL, Munjal R. Influence of phosphorus application on water relations, biochemical parameters and gum content in cluster bean under water deficit. *Biologia Plantarum*. 2004; 48(3):445–448.
64. Dutt S, Sharma SD, Kumar P. Inoculation of apricot seedlings with indigenous arbuscular mycorrhizal fungi in optimum phosphorus fertilization for quality growth attributes. *Journal of Plant Nutrition*. 2013; 36(1):15–31.
65. Celekli A, Yavuzatmaca M, Bozkurt H. Modeling of biomass production by *Spirulina platensis* as function of phosphate concentrations and pH regimes. *Bioresource Technology*. 2009; 100(14):3625–3629.
66. Subudhi BPR, Singh PK. Effect of phosphorus and nitrogen on growth, chlorophyll, amino nitrogen, soluble sugar contents and algal heterocysts of water fern *Azolla pinnata*. *Biologia Plantarum*. 1979; 21(6):401–406.
67. Liang XL, Lin YC, Nian H, Xie LX. The effect of low phosphorus stress on main physiological traits of different maize genotypes. *Acta Agronomica Sinica*. 2005; 31(5):667–669.
68. Kern CC, Friend AL, Johnson JMF, Coleman MD. Fine root dynamics in a developing *Populus deltoides* plantation. *Tree Physiology*. 2004; 24(6):651–660. PMID: [15059765](https://pubmed.ncbi.nlm.nih.gov/15059765/)
69. Woolfolk WTM, Friend AL. Growth response of cottonwood roots to varied NH<sub>4</sub>:NO<sub>3</sub> ratios in enriched patches. *Tree Physiology*. 2003; 23(6):427–432. PMID: [12642245](https://pubmed.ncbi.nlm.nih.gov/12642245/)
70. Tian Q, Chen F, Zhang F, Mi G. Possible involvement of cytokinin in nitrate-mediated root growth in maize. *Plant and Soil*. 2005; 277(1–2):185–196.
71. De Giorgio D, Fornaro F. Nitrogen fertilization and root growth dynamics in durum wheat. *Italian Journal of Agronomy*. 2012; 7(3):207–213.
72. Fageria NK, Moreira A. The role of mineral nutrition on root growth of crop plants. *Advances in Agronomy*. 2011; 110(1):251–331.
73. Salih N, Ågren GI, Hallbäck L. Modeling response of N addition on C and N allocation in Scandinavian Norway spruce stands. *Ecosystems*. 2005; 8(4):373–381.
74. Sun Y, Gu JC, Zhuang HF, Wang ZQ. Effects of ectomycorrhizal colonization and nitrogen fertilization on morphology of root tips in a *Larix gmelinii* plantation in northeastern China. *Ecological Research*. 2010; 25(2):295–302.
75. Chaukiyal SP, Mir RA, Pokhriya ITC. Effect of nitrogen fertilizer on biomass production and nodulation behavior of *Pongamia pinnata* Pierre seedlings under nursery conditions. *Journal of Forestry Research*. 2013; 24(3):531–538.
76. Eissenstat DM, Kucharski JM, Zadworny M, Adams TS, Koide RT. Linking root traits to nutrient foraging in arbuscular mycorrhizal trees in a temperate forest. *New Phytologist*. 2015; 208(1):114–124. doi: [10.1111/nph.13451](https://doi.org/10.1111/nph.13451) PMID: [25970701](https://pubmed.ncbi.nlm.nih.gov/25970701/)
77. Liu B, Li H, Zhu B, Koide RT, Eissenstat DM, Guo D. Complementarity of absorptive fine roots and arbuscular mycorrhizal fungi in nutrient foraging strategies across 14 coexisting subtropical tree species. *New Phytologist*. 2015; 208(1):125–136. doi: [10.1111/nph.13434](https://doi.org/10.1111/nph.13434) PMID: [25925733](https://pubmed.ncbi.nlm.nih.gov/25925733/)

78. King JS, Thomas RB, Strain BR. Morphology and tissue quality of seedling root systems of *Pinus taeda* and *Pinus ponderosa* as affected by varying CO<sub>2</sub>, temperature, and nitrogen. *Plant and Soil*. 1997; 195(1):107–119.
79. Drew MC. Comparison of the effects of a localized supply of phosphate, nitrate, ammonium and potassium on the growth of the seminal root system, and the shoot in barley. *New Phytologist*. 1975; 75(3):479–490.
80. Guo D, Mitchell R, Hendricks J. Fine root branch orders respond differentially to carbon source-sink manipulations in a longleaf pine forest. *Oecologia*. 2004; 140(3):450–457. doi: [10.1007/s00442-004-1596-1](https://doi.org/10.1007/s00442-004-1596-1) PMID: [15179577](https://pubmed.ncbi.nlm.nih.gov/15179577/)
81. Liu JL, Mei L, Gu JC, Quan XK, Wang ZQ. Effects of nitrogen fertilization on fine root biomass and morphology of *Fraxinus mandshurica* and *Larix melinii*: a study with in-growth core approach. *Chinese Journal of Ecology*. 2009; 28(1):1–6.
82. Domenicano S, Coll L, Messier C, Berninger F. Nitrogen forms affect root structure and water uptake in the hybrid poplar. *New Forests*. 2011; 42(3):347–362.
83. Lima JE, Kojima S, Takahashi H, von Wirén N. Ammonium triggers lateral root branching in *Arabidopsis* in an ammonium transporter1; 3-dependent manner. *The Plant Cell*. 2010; 22(11):3621–3633. doi: [10.1105/tpc.110.076216](https://doi.org/10.1105/tpc.110.076216) PMID: [21119058](https://pubmed.ncbi.nlm.nih.gov/21119058/)
84. Huang B, Eissenstat DM. Linking hydraulic conductivity to anatomy in plants that vary in specific root length. *Journal of the American Society for Horticultural Science*. 2000; 125(2):260–264.
85. Williamson L, Ribrioux S, Fitter A, Leyser O. Phosphate availability regulates root system architecture in *Arabidopsis*. *Plant Physiology*. 2001; 126(2):875–882. PMID: [11402214](https://pubmed.ncbi.nlm.nih.gov/11402214/)
86. Hill JO, Simpson RJ, Moore AD, Chapman DF. Morphology and response of roots of pasture species to phosphorus and nitrogen nutrition. *Plant and Soil*. 2006; 286(1–2):7–19.
87. Ma Z, Bielenberg DG, Brown KM, Lynch JP. Regulation of root hair density by phosphorus availability in *Arabidopsis thaliana*. *Plant, Cell & Environment*. 2001; 24(4):459–467.
88. Ostonen I, Puttsepp U, Biel C, Alberton O, Bakker MR, Lonmus K, et al. Specific root length as an indicator of environmental change. *Plant Biosystems*. 2007; 141(3):426–442.
89. Xie Y, An S, Wu B, Wang W. Density-dependent root morphology and root distribution in the submerged plant *Vallisneria spiralis*. *Environmental and Experimental Botany*. 2006; 57(1):195–200.
90. Eissenstat DM. Costs and benefits of constructing roots of small diameter. *Journal of Plant Nutrition*. 1992; 15(6–7):763–782.