



α -Acetoxyarone synthesis via iodine-catalyzed and *tert*-butyl hydroperoxide-mediated self-intermolecular oxidative coupling of aryl ketones

Liquan Tan*, Cui Chen and Weibing Liu

Letter

Open Access

Address:

College of Chemical Engineering, Guangdong University of Petrochemical Technology, 2 Guandu Road, Maoming 525000, P. R. China. Fax: +86-668-2923575; Tel: +86-668-2923444

Email:

Liquan Tan* - touching522@gdupt.edu.cn

* Corresponding author

Keywords:

aryl ketones; iodine; self-intermolecular oxidative coupling; self-sequential assembly; TBHP

Beilstein J. Org. Chem. **2017**, *13*, 1079–1084.

doi:10.3762/bjoc.13.107

Received: 12 April 2017

Accepted: 16 May 2017

Published: 06 June 2017

Associate Editor: D. Y.-K. Chen

© 2017 Tan et al.; licensee Beilstein-Institut.

License and terms: see end of document.

Abstract

We present a metal-free method for α -acetoxyarone synthesis by self-intermolecular oxidative coupling of aryl ketones using I_2 -*tert*-butyl hydroperoxide (TBHP). Under the optimum conditions, various aryl ketones gave the corresponding products in moderate to excellent yields. A series of control experiments were performed; the results suggest the involvement of radical pathways. Multiple radical intermediates were generated in situ and the overall process involved several different reactions, which proceeded self-sequentially in a single reactor. A labeling experiment using ^{18}O -labeled H_2O confirmed that the oxygen in the product was derived from TBHP, not from H_2O in the TBHP solvent.

Introduction

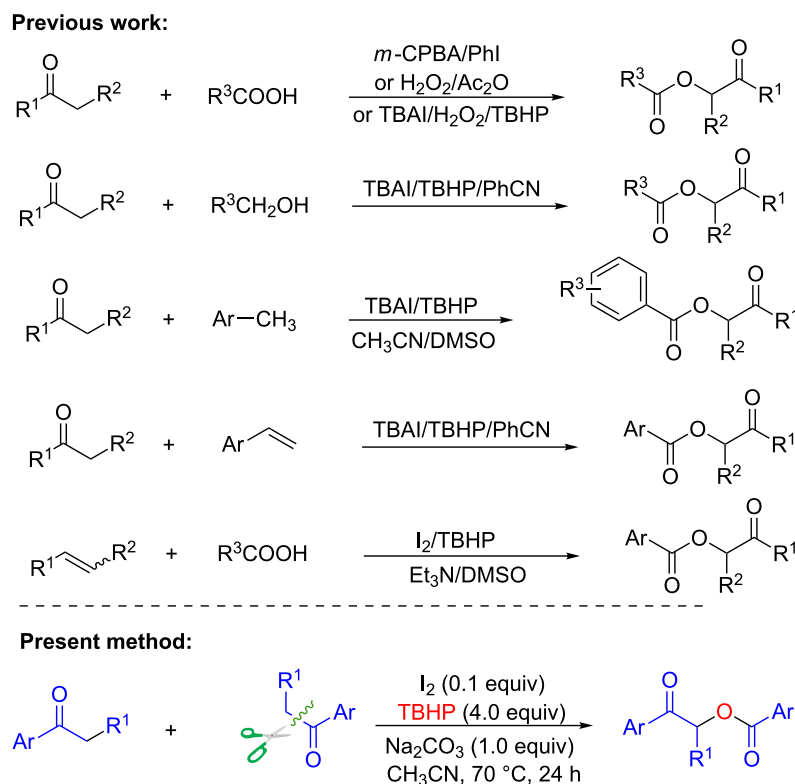
In recent years, α -acetoxyaryl ketones have attracted considerable interest because this structural motif is found in a variety of biologically active natural products and pharmaceuticals, and α -acetoxyaryl ketones are widely used as synthetic intermediates [1-5]. Traditional methods for the preparation of α -acyloxy ketones focus on the substitution reactions of α -halo carbonyl compounds with alkaline carboxylates or carboxylic acids [6,7],

and transition-metal-catalyzed direct oxidative coupling reactions of carbonyl compounds with carboxylic acids (or their surrogates) [8,9]. Recently, robust approaches using organohypervalent iodine reagents and peroxide-mediated oxidative coupling have been developed [10,11]. Although impressive progress has been made [12], examples of the synthesis of α -acetoxyaryl ketones through self-intermolecular oxidative

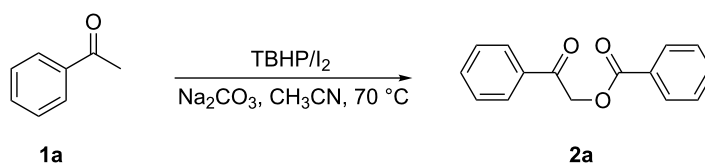
coupling of aryl ketones are still rare. Yan and coworkers reported the preparation of α -acyloxyaryl ketones from aryl ketones using a Pybox-copper(II) catalyst [13]. However, the substrate scope was limited to α -substituted aryl ketones, and acetophenones were unsuitable for this conversion. In addition, this method requires harsh catalytic conditions, using scarce iron and copper complexes. The development of novel metal-free methods for the preparation of α -acetoxyaryl ketones is therefore an attractive target for organic chemists. Simple, inexpensive, and metal-free methods [14,15], involving safe and clean oxidation procedures, need to be developed. Here, we report a metal-free, novel, and efficient self-intermolecular oxidative coupling procedure for the synthesis of α -acetoxyaryl ketones from aryl ketones using I_2 and *tert*-butyl hydroperoxide (TBHP) [16–18] (Scheme 1). Several oxidative cross-coupling methods have been developed for the synthesis of α -acetoxy ketones from ketone derivatives and carboxylic acids [10], benzylic alcohols [19], toluene derivatives [20,21] and alkenes [22,23] using TBHP as the oxidant (Scheme 1). However, to the best of our knowledge, this is the first example of the use of TBHP as the oxidant for the construction of α -acetoxyaryl ketones from aryl ketones via self-intermolecular oxidative coupling.

Results and Discussion

In our first attempt, the reaction of acetophenone (**1a**) in the presence of an I_2 -TBHP system gave the desired product **2a** in 46% yield. The yield increased to 71% when the reaction time was prolonged to 24 h (Table 1, entries 1–3). The reaction did not occur in the absence of I_2 or Na_2CO_3 , indicating that these species both play important roles in this reaction (Table 1, entries 4 and 5). The reaction was almost unaffected by the solvent (Table 1, entries 3, 6–8). Acetonitrile was slightly more effective than the other solvents tested. An increase in the amount of TBHP from 2.0 equiv to 4.0 equiv significantly affected the reaction efficiency, leading to a pronounced increase in the yield (Table 1, entry 9). Further increasing the TBHP loading did not have any beneficial effect (Table 1, entry 10). An increase in the amount of I_2 from 0.1 equiv to 0.5 equiv did not affect product formation (Table 1, entry 11). However, decreasing the amount of Na_2CO_3 from 1.0 equiv to 0.1 equiv significantly decreased the product yield. The effects of other peroxides, i.e., di-*tert*-butyl peroxide (DTBP), benzoyl peroxide, dicumyl peroxide (DCP), cumene hydroperoxide (CHP), potassium hydrogen persulfate, and 3-chloroperoxybenzoic acid (*m*-CPBA), on the reaction were investigated. All these peroxides gave sluggish reactions with poor yields, except



Scheme 1: Previous and present approaches.

Table 1: Optimization studies^a.

Entry	peroxide (2.0 equiv)	solvent	Time (h)	Yield% ^b
1	TBHP	CH ₃ CN	12	46
2	TBHP	CH ₃ CN	24	71
3	TBHP	CH ₃ CN	36	71
4 ^c	TBHP	CH ₃ CN	24	0
5 ^d	TBHP	CH ₃ CN	24	0
6	TBHP	dioxane	24	70
7	TBHP	DCE	24	68
8	TBHP	cyclohexane	24	63
9	TBHP (4.0)	CH ₃ CN	24	84
10	TBHP (6.0)	CH ₃ CN	24	84
11 ^e	TBHP (4.0)	CH ₃ CN	24	84
12 ^f	TBHP (4.0)	CH ₃ CN	24	33
13	DTBP (4.0)	CH ₃ CN	24	23
14	benzoyl peroxide (4.0)	CH ₃ CN	24	47
15	DCP (4.0)	CH ₃ CN	24	29
16	CHP (4.0)	CH ₃ CN	24	11
17	K ₂ S ₂ O ₈ (4.0)	CH ₃ CN	24	11
18	<i>m</i> -CPBA (4.0)	CH ₃ CN	24	81
19 ^g	TBHP (4.0)	CH ₃ CN	24	trace
20 ^h	TBHP (4.0)	CH ₃ CN	24	84

^aReaction conditions: **1a** (0.5 mmol), I₂ (0.1 equiv), TBHP (2.0 equiv), Na₂CO₃ (1.0 equiv), solvent (2.0 mL); ^bGC yield; ^cwithout I₂; ^dwithout Na₂CO₃; ^eI₂: 0.5 equiv; ^fNa₂CO₃: 0.1 equiv; ^greaction temperature: rt; ^hreflux.

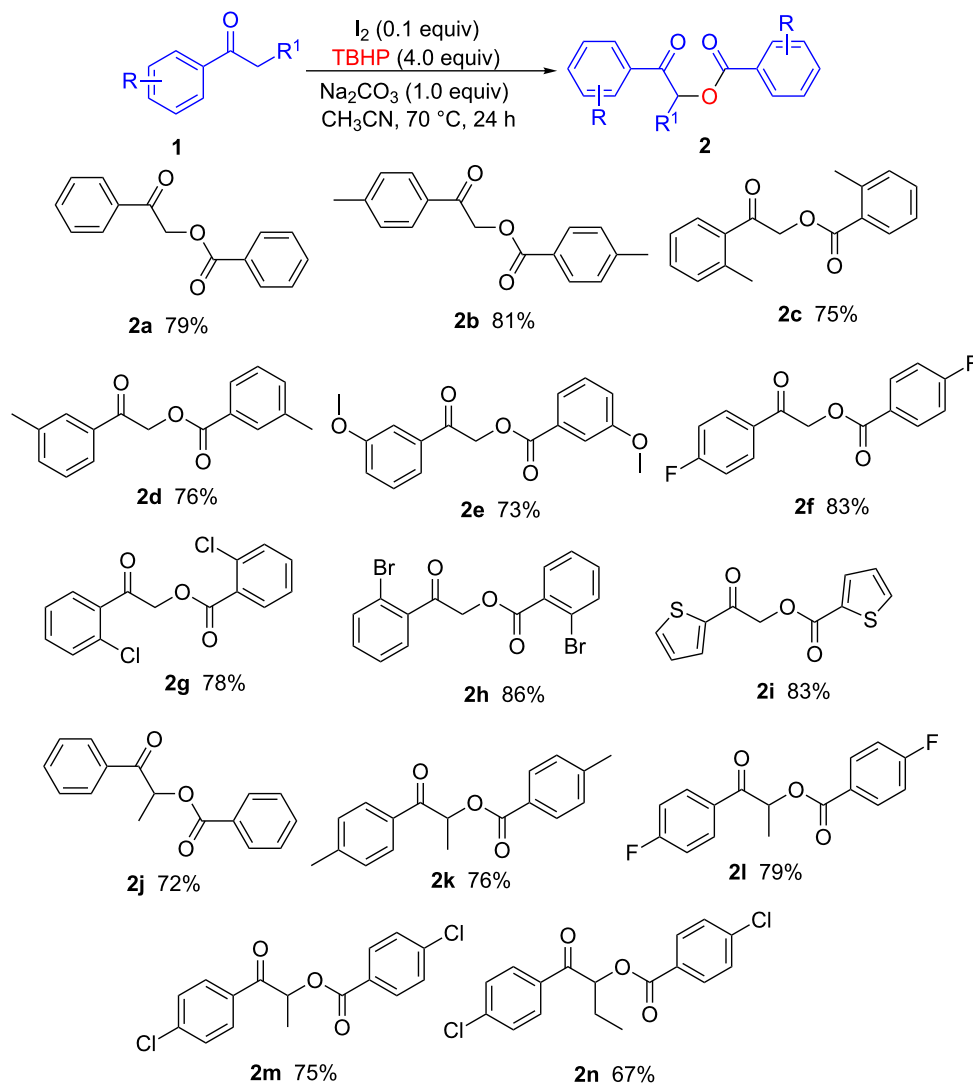
m-CPBA, which gave the desired product **2a** in 81% yield (Table 1, entries 13–18). Finally, we investigated the effect of reaction temperature to this transformation, which indicated that the optimum reaction temperature is: 70 °C (Table 1, entries 19 and 20).

After the optimization study, the generality of the optimum conditions with various substituted aryl ketones was investigated (Scheme 2). Initially, acetophenone derivatives **1a–h** were used; various electron-donating (i.e., methyl and methoxy) and electron-withdrawing (i.e., F[−], Br[−], and Cl[−]) substituents were well-tolerated under our reaction conditions. Acetophenones bearing electron-withdrawing substituents performed slightly better in this reaction than those bearing electron-donating substituents, and afforded the desired product in relatively high yields (**2f**, **2g**, and **2h**).

The position of a given substituent on the phenyl ring of acetophenone affected the reaction slightly, and *para*-substituted

acetophenones gave better results than *ortho*- and *meta*-substituted acetophenones (**2b**, **2c**, and **2d**). The scope of this reaction was extended by varying the aliphatic part of the arone (**1j–n**); for example, propiophenones and butyrophenones all reacted as anticipated to give the desired α -acetoxyaryl ketones **2j–n** in moderate yields. In addition, different substituents on the phenyl ring had no discernible impact on the outcome. 1-(Thiophen-2-yl)ethanone (**1i**), which has a heteroaryl functionality, gave **2i** in 83% isolated yield.

A series of control experiments were performed to clarify the reaction mechanism (Scheme 3). When the reactions were performed in the presence of an excess of the free-radical scavenger 2,2,6,6-tetramethylpiperidine-*N*-oxyl, product formation was completely suppressed (Scheme 3, reaction 1), indicating that a radical pathway may be involved in this reaction. The oxygen source was identified by performing the reaction with excess ¹⁸O-labeled H₂¹⁸O; **2a** was obtained in 79% yield, with no ¹⁸O in the product; this excludes the possibility of the



Scheme 2: Substrate scope. (All of these reactions were carried out on a 2.0 mmol scale using CH_3CN (2.0 mL) as a solvent.)

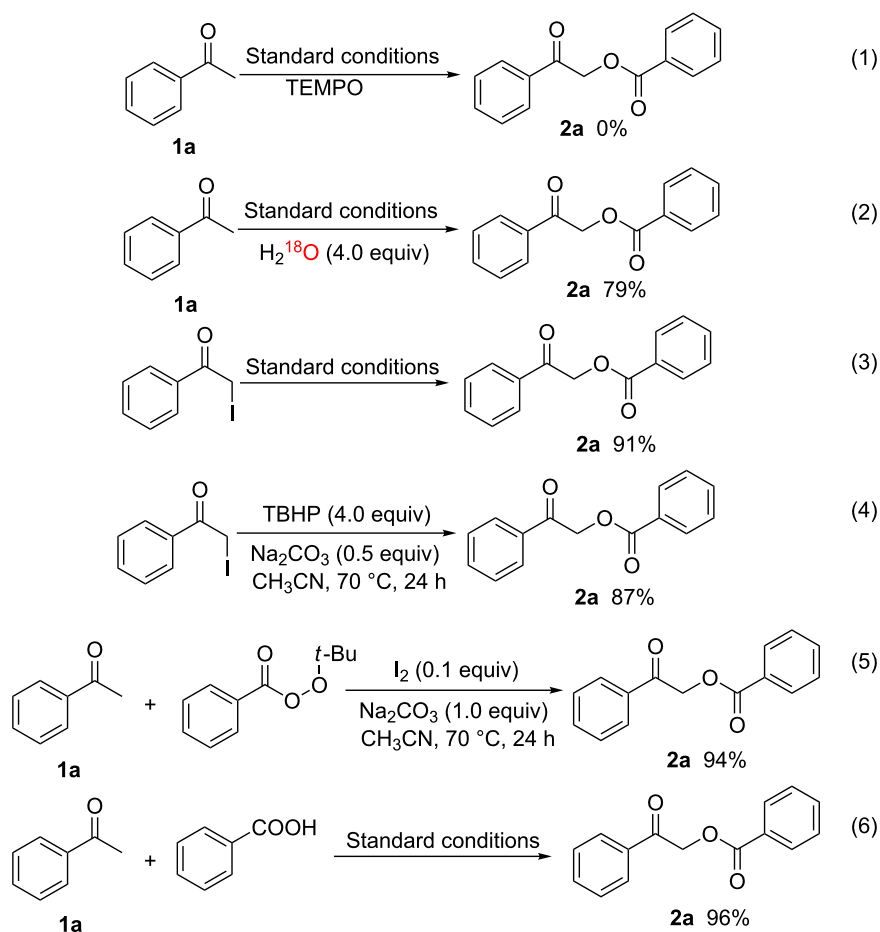
oxygen being derived from H_2O in the TBHP solvent (Scheme 3, reaction 2). When 2-iodo-1-phenylethanone was used as a surrogate of **1a** under the optimum conditions or in the absence of I_2 , **2a** was isolated in 91% and 87% yields, respectively (Scheme 3, reactions 3 and 4). We also observed that **2a** was obtained in almost quantitative yields when **1a** was reacted with *tert*-butylperoxybenzoate (TBPB) or benzoic acid under the standard conditions (Scheme 3, reactions 5 and 6). These results suggest that 2-iodo-1-phenyl ketone, TBPB, and benzoic acid are generated in situ from **1a** as intermediates.

The mechanism has not yet been clarified in detail. A probable catalytic cycle is proposed in Scheme 4 based on the above experimental results and previous literature reports. The process begins with the formation of α -iodoaryl ketones **5** and **6** via

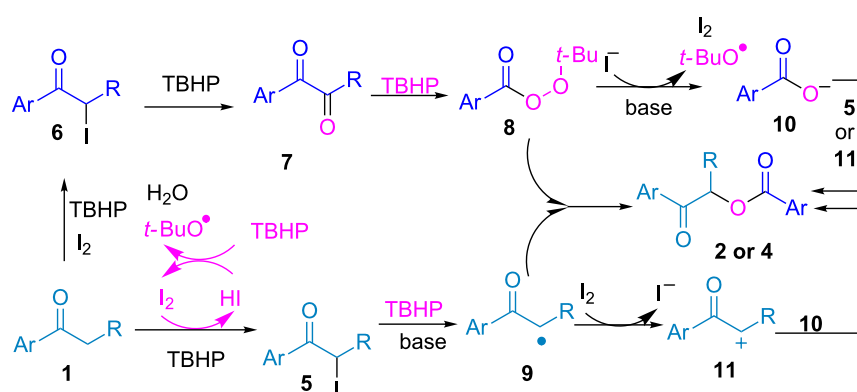
iodination of aryl ketones with I_2 and TBHP [24,25]. An I^-/I_2 redox cycle promotes *tert*-butoxyl and *tert*-butylperoxyl radical formation from TBHP [26–28]. In the presence of TBHP and I_2 , α -iodoaryl ketones **5** and **6** are oxidized to a 1,2-diketone intermediate **7** and an α -carbonyl radical **9**, which can be further transformed to *tert*-butyl perester **8** and cation **11** [22]. The I^- anion can be reoxidized by *tert*-butyl perester **8** to regenerate I_2 , a *tert*-butoxyl radical, and an aromatic acid anion under alkaline conditions. Finally, the reactions between intermediates **8** and **9**, **10** and **11** or **5** all afford the final product, according to previous reports [22,29].

Conclusion

In summary, we have developed an efficient, novel, and metal-free synthesis of α -acetoxyaryl ketones from aryl ketones using



Scheme 3: Control reactions for clarifying the mechanism.



Scheme 4: Plausible mechanism.

I₂-TBHP. A facile α -acylation reaction involving self-intermolecular oxidative coupling of aryl ketones was observed for the first time in the presence of I₂-TBHP. Multiple radical intermediates are generated in situ, and the overall process involves several different reactions, which proceed self-sequentially in a

single reactor. The reaction conditions are mild and the substrate scope is broad. This method has good potential applications in organic synthesis and medicinal chemistry. The inside of the reaction mixture has not been studied in depth, but we have begun mechanistic studies.

Supporting Information

Supporting Information File 1

Full experimental details and copies of NMR spectral data.

[<http://www.beilstein-journals.org/bjoc/content/supplementary/1860-5397-13-107-S1.pdf>]

References

- Shindo, M.; Yoshimura, Y.; Hayashi, M.; Soejima, H.; Yoshikawa, T.; Matsumoto, K.; Shishido, K. *Org. Lett.* **2007**, *9*, 1963. doi:10.1021/ol0705200
- Loner, C. M.; Luzzio, F. A.; Demuth, D. R. *Tetrahedron Lett.* **2012**, *53*, 5641. doi:10.1016/j.tetlet.2012.08.032
- Murahashi, S.; Susumu, S.; Saito, T.; Hanaoka, H.; Murakami, Y.; Naota, T.; Kumobayashi, H.; Akutagawa, S. *J. Org. Chem.* **1993**, *58*, 2929. doi:10.1021/jo00063a002
- Green, T. W.; Wuts, P. G. M. *Protective Groups in Organic Synthesis*. Wiley: New York, 1991; p 87.
- Akita, H.; Enoki, Y.; Yamada, H.; Oishi, T. *Chem. Pharm. Bull.* **1989**, *37*, 2876. doi:10.1248/cpb.37.2876
- Levine, P. A.; Walti, A. *Org. Synth. Coll. Vol. II* **1943**, *5*.
- Clark, J. H.; Miller, J. M. *Tetrahedron Lett.* **1977**, *18*, 599. doi:10.1016/S0040-4039(01)92703-0
- Malova Krizkova, P.; Hammerschmidt, F. *Eur. J. Org. Chem.* **2013**, 5143. doi:10.1002/ejoc.201300439
- Cadierno, V.; Francos, J.; Gimeno, J. *Organometallics* **2011**, *30*, 852. doi:10.1021/om1010325
- Uyanik, M.; Suzuki, D.; Yasui, T.; Ishihara, K. *Angew. Chem.* **2011**, *123*, 5443. doi:10.1002/ange.201101522
- Ochiai, M.; Takeuchi, Y.; Katayama, T.; Sueda, T.; Miyamoto, K. *J. Am. Chem. Soc.* **2005**, *127*, 12244. doi:10.1021/ja0542800
- Reddi, R. N.; Gontala, A.; Prasad, P. K.; Sudalai, A. *Asian J. Org. Chem.* **2016**, *5*, 48. doi:10.1002/ajoc.201500355
- Jia, W.-G.; Zhang, H.; Li, D.-D.; Yan, L.-Q. *RSC Adv.* **2016**, *6*, 27590. doi:10.1039/C6RA02186G
- Nagano, T.; Jia, Z.; Li, X.; Yan, M.; Lu, G.; Chan, A. S. C.; Hayashi, T. *Chem. Lett.* **2010**, *39*, 929. doi:10.1246/cl.2010.929
- Uyanik, M.; Suzuki, D.; Watanabe, M.; Tanaka, H.; Furukawa, K.; Ishihara, K. *Chem. Lett.* **2015**, *44*, 387. doi:10.1246/cl.141110
- Roch, S. *Science* **2010**, *327*, 1376. doi:10.1126/science.1182300
- Uyanik, M.; Suzuki, D.; Yasui, T.; Ishihara, K. *Angew. Chem., Int. Ed.* **2011**, *50*, 5331. doi:10.1002/anie.201101522
- Uyanik, M.; Hayashi, H.; Ishihara, K. *Science* **2014**, *345*, 291. doi:10.1126/science.1254976
- Guo, S.; Yu, J.-T.; Dai, Q.; Yang, H.; Cheng, J. *Chem. Commun.* **2014**, *50*, 6240. doi:10.1039/c4cc01652a
- Reddi, R. N.; Prasad, P. K.; Sudalai, A. *Org. Lett.* **2014**, *16*, 5674. doi:10.1021/ol5027393
- Chen, C.; Liu, W.; Zhou, P.; Liu, H. L. *RSC Adv.* **2017**, *7*, 20394. doi:10.1039/C7RA02298K
- Mondal, B.; Sahoo, S. C.; Pan, S. C. *Eur. J. Org. Chem.* **2015**, 3135. doi:10.1002/ejoc.201500233
- Zhu, F.; Wang, Z.-X. *Tetrahedron* **2014**, *70*, 9819. doi:10.1016/j.tet.2014.11.002
- Li, H.-Z.; Xue, W.-J.; Wu, A.-X. *Tetrahedron* **2014**, *70*, 4645. doi:10.1016/j.tet.2014.05.045
- Mupparapu, N.; Vishwakarma, R. A.; Ahmed, Q. N. *Tetrahedron* **2015**, *71*, 3417. doi:10.1016/j.tet.2015.03.088
- Lai, J.; Chang, L.; Yuan, G. *Org. Lett.* **2016**, *18*, 3194. doi:10.1021/acs.orglett.6b01412
- Uyanik, M.; Ishihara, K. *ChemCatChem* **2012**, *4*, 177. doi:10.1002/cctc.201100352
- Finkbeiner, P.; Nachtsheim, B. J. *Synthesis* **2013**, *45*, 979. doi:10.1055/s-0032-1318330
- Zhu, M.; Wei, W.; Yang, D.; Cui, H.; Cui, H.; Sun, X.; Wang, H. *Org. Biomol. Chem.* **2016**, *14*, 10998. doi:10.1039/C6OB02173E

License and Terms

This is an Open Access article under the terms of the Creative Commons Attribution License (<http://creativecommons.org/licenses/by/4.0>), which permits unrestricted use, distribution, and reproduction in any medium, provided the original work is properly cited.

The license is subject to the *Beilstein Journal of Organic Chemistry* terms and conditions:

(<http://www.beilstein-journals.org/bjoc>)

The definitive version of this article is the electronic one which can be found at:

[doi:10.3762/bjoc.13.107](https://doi.org/10.3762/bjoc.13.107)