

# Effects of background food on alternative grain uptake and zinc phosphide efficacy in wild house mice

Steve Henry,  Peter R Brown, \*, Nikki Van de Weyer,  Freya Robinson   
and Lyn A Hinds 

## Abstract

**BACKGROUND:** House mice (*Mus musculus*) cause significant, ongoing losses to grain crops in Australia, particularly during mouse plagues. Zinc phosphide (ZnP) coated grain is used for control, but with variable success. In a laboratory setting, we tested if mice would (i) switch from consumption of one grain type to another when presented with an alternative and (ii) consume ZnP-treated grains when presented as a choice with a different grain.

**RESULTS:** Mice readily switched from their background grain to an alternative grain, preferring cereals (wheat or barley) over lentils. Mice readily consumed ZnP-coated barley grains. Their mortality rate was significantly higher (86%,  $n = 30$ ) in the presence of a less-favoured grain (lentils) compared to their mortality rate (47%,  $n = 29$ ; 53%,  $n = 30$ ) in the presence of a more-favoured grain (wheat and barley, respectively). Mice died between 4 and 112 h (median = 18 h) after consuming one or more toxic grains. Independent analysis of ZnP-coated grains showed variable toxin loading indicating that consumption of a single grain would not guarantee intake of a lethal dose. There was also a strong and rapid behavioural aversion if mice did not consume a lethal dose on the first night.

**CONCLUSIONS:** The registered dose rate of 25 g of ZnP/kg wheat (~1 mg of ZnP/grain) in Australia needs to be re-evaluated to determine what factors may be contributing to variation in efficacy. Further field research is also required to understand the complex association between ZnP dose, and quantity and quality of background food on efficacy of ZnP baits.

© 2021 Commonwealth Scientific & Industrial Research Organisation. *Pest Management Science* published by John Wiley & Sons Ltd on behalf of Society of Chemical Industry.

**Keywords:** rodenticide; control; *Mus musculus domesticus*; bait substrate; food preference; zinc phosphide

## INTRODUCTION

Wild house mice (*Mus musculus domesticus*) cause ongoing and significant problems in grain-growing areas of Australia.<sup>1</sup> The primary impact of mice is through damage to crops leading to major economic losses, with damage being particularly acute during mouse plague events that can occur every 3–5 years with resultant losses exceeding \$100 million.<sup>1–4</sup> Mice also cause serious damage to intensive livestock and horticulture industries, significant social and environmental damage throughout rural communities through damage to houses, infrastructure and equipment,<sup>2</sup> and are a source of zoonotic diseases.<sup>5</sup> Effective management is required to minimise the economic impact caused by mice.

In Australia, acute rodenticides, such as strychnine and zinc phosphide ( $Zn_3P_2$ ; herein ZnP), have been used extensively to manage mouse problems in grain-growing regions.<sup>6</sup> In 1996, ZnP was proposed for use in Australia to replace strychnine as a broad-acre rodenticide for control of mouse populations<sup>7</sup> and to reduce nontarget impacts. In May 2000, ZnP-coated wheat grain became the only registered in-crop rodenticide bait (APVMA, <https://apvma.gov.au/node/14101>) for the management of overabundant mice in broad scale

crops in Australia.<sup>6,8,9</sup> For the registered rate of 25 g ZnP kg<sup>-1</sup> wheat bait there is approximately 1 mg ZnP per grain of wheat, meaning theoretically that a single grain is equal to one lethal dose for a 20-g mouse.<sup>10</sup> ZnP bait is applied at 1 kg per hectare resulting in approximately two to three grains of bait per square metre. ZnP is commonly used to control rodent pests in many countries in a range of crops, not just broadacre grain crops, including sugarcane,<sup>11</sup> alfalfa,<sup>12</sup> coconut,<sup>13,14</sup> rice,<sup>14–16</sup> and fields and forests.<sup>17,18</sup> The applicability and use of ZnP baits across a range of crop types is well illustrated.

The effectiveness of ZnP baits has been highly variable, however, with field studies reporting between 50% and 95% efficacy.<sup>8,9,19,20</sup> When mouse abundance is high and mouse damage is likely, particularly at sowing of crops, growers will often contravene label rates (applying baits at rates >1 kg ha<sup>-1</sup>) or repeatedly apply baits at short intervals (S Henry and PR Brown,

\* Correspondence to: PR Brown, CSIRO Health and Biosecurity, GPO Box 1700, Canberra, ACT 2601, Australia. E-mail: peter.brown@csiro.au

CSIRO Health and Biosecurity, Canberra, ACT, Australia

unpublished). This bait application misuse might also contribute to poor efficacy because of behavioural avoidance from sublethal doses. Other reasons for variability in efficacy could be related to the bait substrate used and the quantity and/or quality of alternative food available.

Significant changes in farming systems over the past 20 years may also be contributing to the reported changes in the efficacy of ZnP. Before 2002, conventional cropping systems followed a 3- to 4-year crop rotation, which involved numerous passes with ploughing equipment to control weeds, seed bed preparation and leaving fields fallow in the year prior to planting the next crop. The adoption of conservation agriculture (CA) systems (also known as zero or no-till cropping systems) involves retaining stubble, using herbicides to control weeds and practicing single-pass sowing with disc or narrow tyne to minimise soil disturbance.<sup>21</sup> This has created an environment that is more favourable for mice than conventional cropping systems.<sup>22</sup> In contrast to conventional cropping systems, the habitat in CA systems is more complex, with crops growing in amongst crop residue and standing stubble, and in some years high levels of residual grain from the previous crop remaining on the ground. This complexity also means that the ability of mice to detect ZnP bait spread at 1 kg ha<sup>-1</sup> (approximately 3 grains m<sup>-2</sup>) may be reduced when compared to conventional systems where all crop residues are buried by tillage and bait is spread onto bare soil.

ZnP is currently coated onto wheat grains. Frequent anecdotal reports of poor effectiveness of ZnP make it worth exploring whether an alternative to wheat as a bait substrate should be considered to improve palatability and/or efficacy, especially given complex CA cropping systems with a wide range of crop types (S Henry and PR Brown, unpublished). There have been many studies directed at feeding preferences of house mice because it is critical to have a bait that rodents will eat. Robards and Saunders<sup>23</sup> reported that house mice preferred soft wheat varieties, canary seed (*Phalaris canariensis*) and rice (*Oryza sativa*), noting, however, that canary seeds are relatively small and would be impractical for use in field conditions. Rowe et al.<sup>24</sup> conducted food preference trials for the development of poison baits for mice and found that canary seed, pinhead oatmeal and wheat were well accepted by mice. Pennycuik and Cowan<sup>25</sup> used a small maze to determine odour preferences and showed that mice preferred canary seed or maize rather than a control diet of mouse breeder pellets. A further study examining flavour preferences among wheat varieties indicated mice had preferences for hard white spring wheat varieties over hard red spring wheat varieties.<sup>26</sup> Other recent work has successfully investigated volatile food attractants to improve baits for trapping rodents (e.g. Takács et al.<sup>27</sup>). Overall, the choice of food by mice appears to be dependent on its palatability and particle size.

The objective of this study was to identify an alternative grain type to wheat that may be more attractive, readily detected and palatable to mice in the presence of background food, as might be found in complex habitats associated with CA cropping systems. Commercial ZnP is currently mixed on wheat grains, but could the use of alternative grains, such as high protein, hard wheat (durum), malt barley or lentils, be more attractive to mice? Attractiveness might be important especially when bait is applied in the presence of different background food types (i.e. previous crop type). For this laboratory study 'background' food is defined as the maintenance food provided to mice (reflecting naturally available food sources present in fields), 'alternative' food or grain is a food substance which is provided to mice as an alternative challenge food type to the background food, and 'substrate'

refers to the grain type that carries the toxin. We addressed two questions in our study: (i) Do mice switch from consumption of a background grain type when presented with a choice of an alternative grain type? (ii) Do mice consume the alternative grain type when it is coated with ZnP and presented as a choice with different background grains? The identification of alternative, palatable grain bait substrates could provide growers and the grains industry with a selection of substitutes to wheat and could improve management of house mice in crops.

## METHODS

### Animals

Wild house mice were trapped in cropping paddocks near Walpeup in the Central Mallee of Victoria (35°06' S, 142°01' E). Single capture Longworth traps (Longworth, Abingdon, UK) were set adjacent to a wheat stubble paddock and trapped mice were weighed, sexed and checked for alertness and general body condition. Only healthy adult mice ( $n = 90$ ) were transported to an animal holding facility at CSIRO in Canberra, ACT, Australia. Mice were individually housed in mouse cages (L × W × H, 26 × 40 × 20 cm) containing wood shavings for bedding, tissue for nesting material, a cardboard tube for shelter, and *ad libitum* food and water. Mouse cages were placed on racks in a temperature-controlled room (22 ± 3 °C) and lights were set at 12 h light:12 h dark (on at 0600 h and off at 1800 h each day). Mice were acclimatised to facility conditions for 2 weeks while on a maintenance diet of standard laboratory mouse pellets (Gordon's Specialty Stock Feeds, Yanderra, NSW, Australia) before and between Experiments 1 and 2. The trapping and use of animals in experiments was approved by the CSIRO Wildlife and Large Animal – Animal Ethics Committee, Approval No. 2018–2022.

### Experimental design

The same mice were used for the two experiments. The aim of Experiment 1 was to identify the food preferences of house mice given an alternative grain choice in the presence of different background grain types. The results would establish potential alternative bait substrate candidates for use in Experiment 2, which aimed to determine the willingness of mice to consume different toxic ZnP-coated grains in the presence of a single alternative grain type.

### Experiment 1: Do mice switch their consumption of a background grain type when presented with the choice of an alternative grain type?

Following the initial acclimation period, mice were randomly allocated by weight and sex into three treatment groups ( $n = 30$  mice per group, Table 1) and their diet of laboratory pellets was replaced with a background grain, common wheat, barley or lentils *ad libitum*, for 2 weeks (Table 2). These three grain types putatively may be more attractive due to a higher protein or sugar content (Table 2) and are able to be distributed using a standard bait spreader. The grains are also representative of those that mice commonly encounter in the Victorian and South Australian cropping regions. After 2 weeks on background grain, each group of 30 mice was further subdivided into three groups ( $n = 10$  mice per group, five males, five females), balanced by body weight (12.8–18.0 g females, 11.5–20.0 g males), to establish nine groups of mice.

For the next 5 days the nine groups of mice were provided with a choice of their background grain and an alternative grain type, durum wheat, malt barley with husk or lentils (Table 1). The amount of each grain offered equated to approximately 10% by

**Table 1.** Treatment groups ( $n = 9$ ) received one of three background grain types for 2 weeks and then a choice of one alternative grain type for 5 days for Experiment 1

Treatment	Mice	Background food type	Alternative food type
1	10 (5 ♂, 5 ♀)	Common wheat	Durum wheat (high protein)
2	10 (5 ♂, 5 ♀)	Common wheat	Malt barley with husk
3	10 (5 ♂, 5 ♀)	Common wheat	Lentils
4	10 (5 ♂, 5 ♀)	Barley with husk	Durum wheat (high protein)
5	10 (5 ♂, 5 ♀)	Barley with husk	Malt barley with husk
6	10 (5 ♂, 5 ♀)	Barley with husk	Lentils
7	10 (5 ♂, 5 ♀)	Lentils	Durum wheat (high protein)
8	10 (5 ♂, 5 ♀)	Lentils	Malt barley with husk
9	10 (5 ♂, 5 ♀)	Lentils	Lentils

Each treatment group comprised 10 mice (five males, five females).

**Table 2.** Protein, sugar, energy (kJ), dietary fibre and total carbohydrate content (g/100 g) for each grain type

Grain type	Protein	Sugar	Energy (kJ)	Dietary fibre	Total carbohydrate
Common wheat, <i>Triticum aestivum</i>	11.5–15.1	0.4–1.3	1367	10.6–11.4	58.3–71.2
Durum wheat, <i>Triticum durum</i>	13.7	0.5	1420	-	71.1
Barley, <i>Hordeum vulgare</i>	10.1–12.5	0.8–1.0	1428–1480	13.1–17.3	60.6–73.5
Malt barley	10.3	0.8	1510	7.1	78.3
Lentil, <i>Lens culinaris</i>	23.0–23.9	1.8–2.7	1364–1500	10.8–13.7	45.7–63.1

(Source: USDA, <https://fdc.nal.usda.gov/fdc-app.html#/food-search>, FSANZ, <https://www.foodstandards.gov.au/science/monitoringnutrients/afcd/Pages/fooddetails.aspx>).

body weight. The different grains were dyed either red or green using a tasteless, odourless food dye (Queen Fine Foods, food colouring) to facilitate sorting of the remaining grains each day to determine the amount consumed.

During the 5-day experimental period each mouse cage contained only a cardboard shelter tube and two food dishes, one on each side of the cage and secured to the cage floor using 'Blu Tack' (Bostik Australia Pty Ltd, Thomastown, Victoria, Australia) to minimise spillage. Each morning between 0800 h and 1030 h mice were removed from their cage and weighed. Cages were cleaned and remaining grain was sorted based on colour and dried in a drying oven at 40 °C for 24 h. At 1600 h food dishes containing a known amount of each grain (at least 10% body weight) were added. The position of each grain type was reversed daily to prevent mice habituating to a particular food dish.

Control food dishes ( $n = 6$ ) holding each grain type were set up in an empty cage with attached water bottle and placed on racks adjacent to trial animals. The following morning control samples were dried at 40 °C for 24 h. Changes in control grain weight (gain or loss) were used as a correction factor when calculating the amount of grain consumed by trial mice. The amount of each grain type eaten each day was calculated by subtracting the amount remaining (weight corrected after drying for 24 h) from the original amount of food provided.

### Experiment 2: Do mice consume the alternative grain type when it is coated with ZnP and presented as a choice with different background grains?

At the conclusion of Experiment 1, all mice were returned to a diet of standard laboratory mouse pellets for 2 weeks. The original three groups of 30 mice were then allocated to a different

background grain type for a further 2 weeks prior to the commencement of Experiment 2. Each mouse cage was set up with a shelter tube and two secured food dishes as described previously for Experiment 1.

Experiment 2 was conducted over 6 days. For 3 days, at 1600 h, animals were provided with their background grain type (at least 10% body weight) in one food dish and ZnP-coated grains ( $n = 10$ ) in the other food dish (Table 3). As in Experiment 1, the location of the food types in the cage was reversed each day. ZnP-coated grains were prepared independently according to the registered commercial application rate (25 g ZnP kg<sup>-1</sup>).

The results for Experiment 1 indicated mice had a slight but not significant preference for malt barley over lentils and durum wheat. However, during Experiment 1 mice offered a grain in a husk (barley or malt barley) were observed removing the husk prior to consumption of the grain. This raised concerns about using husked grain as an alternative bait substrate, as the ZnP mixture is coated on the outside of the grain and by de-husking the grain the mice may not consume a lethal dose of ZnP. Therefore, barley with the husk, malt barley with the husk and malt barley without the husk were coated with ZnP for testing in Experiment 2 to determine if the husk made a difference to the effectiveness of the bait (Table 3).

Following addition of the toxic and nontoxic grains, mice were monitored every 30 min for 6 h (1600–2200 h). The number of ZnP-coated grains consumed, and the activity and condition of each mouse were recorded. Mice showing clinical signs of ZnP poisoning (moribund, loss of hindquarter function, lateral or sternal recumbency) were humanely killed using an overdose of isoflurane (Laser Animal Health, Pharmachem, Eagle Farm, Queensland, Australia). The time to death (humane killing) from

**Table 3.** Treatment groups ( $n = 9$ ) received one of three background grain types for 2 weeks and then a choice of one alternative grain type for 5 days for Experiment 2

Treatment	Mice	Nontoxic treatment, background food type	Toxic treatment, zinc phosphide treatment
1	10 (5 ♂, 5 ♀)	Wheat	Barley with husk
2	10 (5 ♂, 5 ♀)	Wheat	Malt barley with husk
3	10 (5 ♂, 5 ♀)	Wheat	Malt barley without husk
4	10 (5 ♂, 5 ♀)	Barley with husk	Barley with husk
5	10 (5 ♂, 5 ♀)	Barley with husk	Malt barley with husk
6	10 (5 ♂, 5 ♀)	Barley with husk	Malt barley without husk
7	10 (5 ♂, 5 ♀)	Lentils	Barley with husk
8	10 (5 ♂, 5 ♀)	Lentils	Malt barley with husk
9	10 (5 ♂, 5 ♀)	Lentils	Malt barley without husk

Each treatment group comprised 10 mice (five males, five females). Mice were provided with a different background food type from Experiment 1.

addition of toxic grains was recorded. For mice that did not display signs of ZnP poisoning by 2200 h, hourly monitoring recommenced the following morning from 0700 h. At 1600 h each day any remaining ZnP grains (whole or partially consumed) were counted and replaced with 10 new toxic ZnP grains. Remaining background food was removed and dried at 40 °C for 24 h before being weighed. Control grains ( $n = 6$  replicates) were set up as in Experiment 1 and used as a correction factor for moisture loss of grains. Any animal still alive 3 days after initial presentation with toxic ZnP grains was checked twice daily for a further 3 days, then humanely killed.

#### Analysis of ZnP on grains

A sample of ZnP-coated grains ( $n = 10$ ) and uncoated grains ( $n = 10$ ) of each grain type were analysed by Agrifood Technology, Werribee, Victoria, Australia. Individual grains were weighed into a digestion tube and 5 mL of nitric acid added. Each tube was sealed and placed in the MARS microwave digestion unit and digested at 170 °C under pressure. Once cooled the sample was diluted to 20 mL, filtered and analysed using the inductively coupled plasma excitation (AS 3641.2–1999) method. A standard calibration curve was prepared using six standards. Blank samples were included as well as a spiked reference wheat sample to determine recoveries of phosphorous (P) (99%) and zinc (Zn) (101%). Continuous calibration verification and quality controls were included after every 10 samples and at the end of the sequence, and were found to be within specifications ( $\pm 10\%$ ). Any samples greater than the calibration range were diluted to within the range and re-run.

#### Statistical analysis

For Experiment 1, for each grain type the amount consumed was calculated as the difference between the amount provided and that remaining after correcting for changes in moisture. The proportion of each alternative grain and background grain consumed by individual mice each day (days 1 to 5) was calculated. A value of '0' indicates strong preference to background grain, '0.5' indicates no preference and '1' indicates strong preference for alternative grain. Some values were negative due to potential moisture correction error. To deal with this any negative values were adjusted to equal zero. All data were then transformed  $[(Y \times (\text{length}(Y) - 1) + 0.5) / \text{length}(Y)]$ , where  $Y$  is the proportion of alternative grain taken] to account for real zero values prior to a logit transformation.

A linear mixed effect model in R (R version 1.1.456,<sup>28</sup>) using the *lmer* function in the *lme4* package<sup>29</sup> was used to examine differences in the logit transformed proportion of alternative grain take as the dependent variable between treatment groups. The data were modelled with each combination of background grain type and day as fixed effect factors, and individual animals nested in treatments as random effect factors. Confidence intervals (CI) were extracted from the model using the *confint* function and back transformed. The overlap in confidence intervals at a 95% confidence level were used to evaluate the effect size of alternative grain consumption for each treatment group. Confidence intervals (CI) are reported as 95% CI [LL, UL], where LL is the lower limit of the CI and UL is the upper limit. Values reported in figures are extracted from the model using the *fixef* function and back-transformed to real values.

For Experiment 2, linear regression models in R (R Core Team 2020) were used to compare the number of toxic grains consumed for each combination of toxic grain type, background grain type, night and percent mortality with individual animals as random effect factors. Reported  $F$  and  $P$  values were obtained by an analysis of variance (ANOVA) of the fitted linear regression models. Means are reported as  $\pm 1$  standard deviation (SD) throughout.

## RESULTS

### Experiment 1: Do mice switch their consumption of a background grain type when presented with the choice of an alternative grain type?

When mice were provided with the different background grain types (lentils, barley with husk or wheat) they maintained their body weight (females  $14.8 \pm 1.2$  g, males  $16.2 \pm 2.2$  g) and general body condition.

When provided with the choice of an alternative grain type (durum, malt barley with husk or lentils), the background grain type strongly influenced the proportion of alternative grain consumed by mice (Fig. 1). There was no difference in the proportion of the alternative grain consumed between days 1 and 5 for any treatment group ( $F_{4,404} = 1.44, P = 0.22$ ).

Mice established on a lentil background and then offered an alternative grain of malt barley with husk (Fig. 1(a)) or durum wheat (Fig. 1(b)) switched to the alternative grain on night 1 (malt barley mean proportion = 0.91, 95% CI [0.80,

0.97]; durum wheat mean = 0.97, 95% CI [0.93, 0.99]) and maintained that switch for the next four nights. Mice offered lentils as their alternative grain showed no preference (mean = 0.71, 95% CI [0.47, 0.87]) over the five treatment nights (Fig. 1(c)), indicating that the position of the food dishes in the cage did not influence the choice of grain consumed.

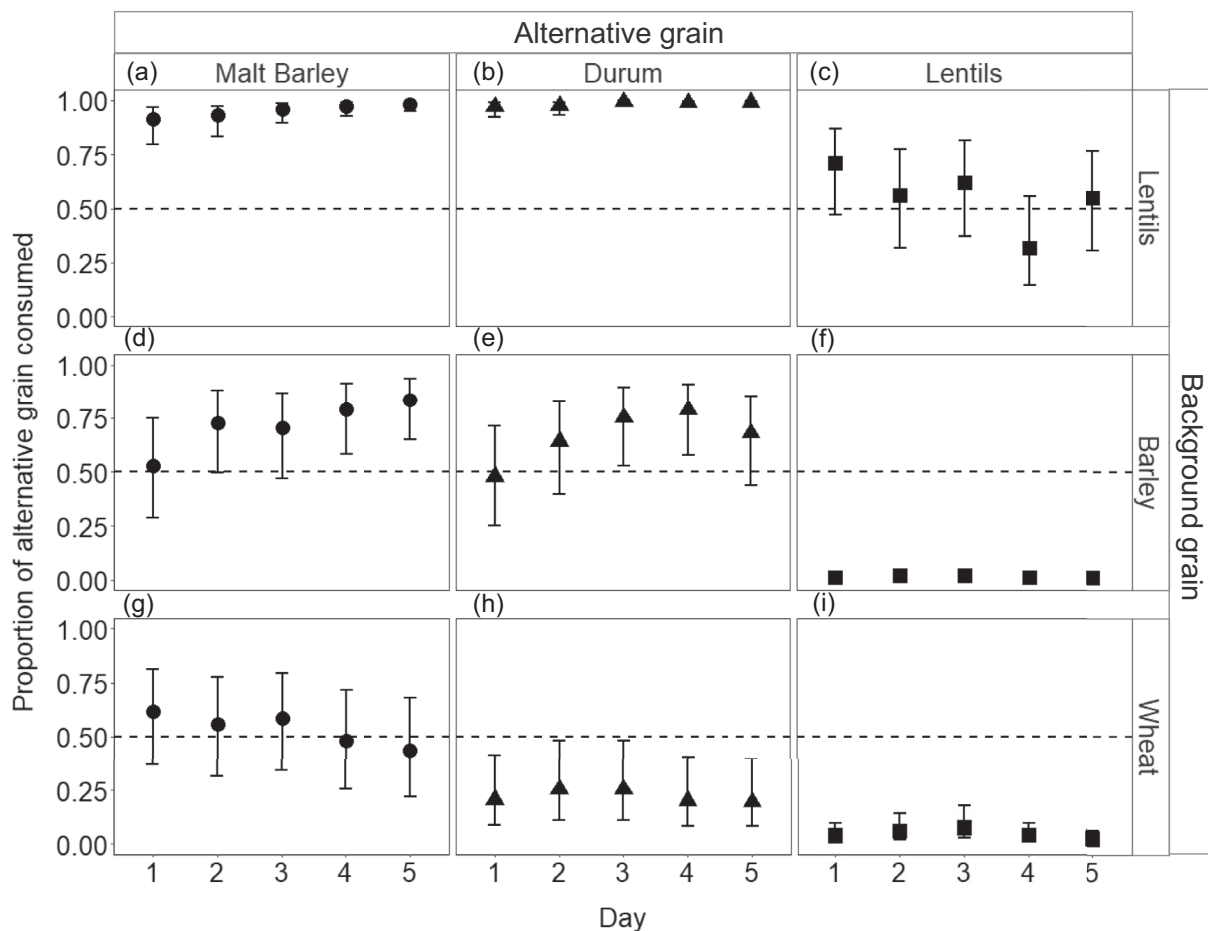
Mice established on a barley with husk background tended to display an increasing preference towards the alternative grain of malt barley with husk (Fig. 1(d)) and durum wheat (Fig. 1(e)), although they did not completely switch to the alternative malt barley (mean = 0.53, 95% CI [0.29, 0.75]) or durum wheat (mean = 0.48, 95% CI [0.25, 0.71]). When offered lentils as the alternative grain (Fig. 1(f)), a strong preference towards the background barley with husk was observed (mean = 0.009, 95% CI [0.003, 0.02]).

No preference was observed for mice established on a wheat background. When offered alternative malt barley with husk, mice consumed similar proportions of both grain types (mean = 0.62, 95% CI [0.37, 0.81]; Fig. 1(g)). Mice offered durum wheat (Fig. 1(h)) or lentils (Fig. 1(i)) as their alternative grain did not switch and maintained greater consumption of their background wheat (durum wheat mean = 0.21, 95% CI [0.09, 0.41]; lentils mean = 0.04, 95% CI [0.01, 0.10]).

### Experiment 2: Do mice consume the alternative grain type when it is coated with ZnP and presented as a choice with different background grains?

During the first night of the trial, all mice consumed background grain. For mice on background lentils, barley with husk and wheat, consumption was  $4.9 \pm 3.3$ ,  $9.7 \pm 4.7$  and  $10.5 \pm 4.5\%$  of their body weight, respectively.

Mice consumed toxic ZnP grains regardless of grain type used. Most mice ( $n = 87/90$ ) consumed at least one toxic ZnP grain within 30–120 min of addition to the cage on the first night. Only one mouse, on a wheat background, did not consume any toxic ZnP grains on any of the three nights they were offered. The number of toxic ZnP grains consumed on the first night by individual mice ( $n = 87$ ) across all treatment groups was  $4.6 \pm 3.2$  grains (min = 0, max = 10, median = 4 grains). The average number of toxic grains consumed by individual mice ( $n = 89$ ) over the 3-night trial was  $4.9 \pm 3.2$  grains (min = 0, max = 14, median = 4 grains). Consumption of toxic grains by mice was strongly influenced by their background grain type ( $F_{2,167} = 31.6$ ,  $P < 0.001$ ; Fig. 2). On the first night of exposure to toxic ZnP grains, mice on a lentil background consumed  $7.3 \pm 2.5$  toxic grains (min = 3, max = 10, median = 6.5 grains), while mice on a barley background consumed fewer toxic grains ( $4.5 \pm 2.9$ ) (min = 1, max = 10, median = 3.5 grains) and those on a wheat background

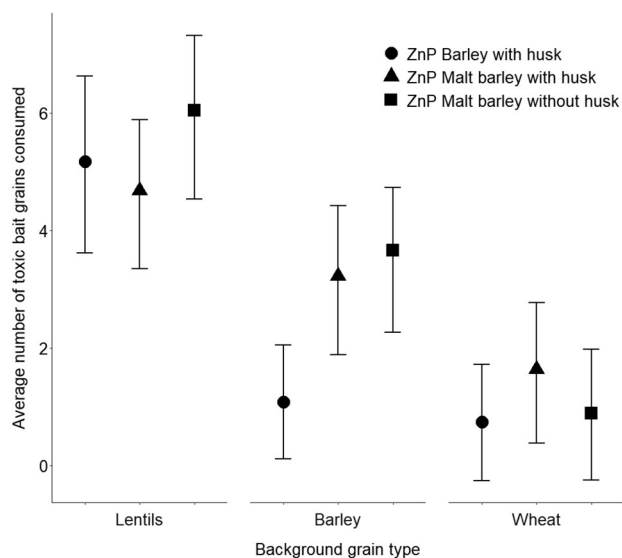


**Figure 1.** The proportion of alternative grain [a, d, g, malt barley with husk (●); b, e, h, durum wheat (▲); c, f, i, lentils (■)] consumed by mice ( $n = 10$  per group) established on different background grains (a, b, c, lentils; d, e, f, barley with husk; g, h, i, common wheat) over 5 days. A value of '0' indicates strong preference to background grain, '0.5' indicates no preference (represented by dashed line) and '1' indicates strong preference for alternative grain. Shapes (●, ▲ and ■) represent estimates of fixed effects (individual mice as random effects), error bars represent 95% CI.

consumed  $2.1 \pm 1.6$  grains (min = 0, max = 7, median = 2 grains). However, there was no difference between the number or type of toxic ZnP grains consumed by mice for each of the background grain type groups ( $F_{4,167} = 1.8, P = 0.12$ ).

Mortality (%) was strongly related to the number of ZnP-coated grains consumed ( $F_{1,54} = 17.6, P = 0.0001$ ). Of 10 mice that consumed one ZnP-coated grain, four died (40%). For the 45 mice that consumed between one and four ZnP-coated grains, 18 (40%) died, whereas of the 44 mice that consumed more than four ZnP-coated grains, 38 died (86.4%). The highest mortality (86%) occurred for mice established on a lentil background (Table 4). Three mice, all on a lentil background, consumed nine, 10 and 14 ZnP-coated grains but did not die. Across all background grain types, the time to death after consumption of toxic grains for 54 animals ranged between 4 and 66 h ( $21.2 \pm 12.48$  h, median = 18 h). Two other animals died at 87 and 112 h, respectively. Overall, 48 animals (85.7%) died within 30 h of exposure to ZnP-coated grains, while eight animals (14.3%) died between 39 and 112 h.

For all background grain types, some mice did not die after consuming toxic ZnP grains on the first night of exposure. Each of these mice showed a significant decrease in consumption of toxic ZnP grains on subsequent nights ( $F_{2,99} = 37.8, P < 0.001$ ; Fig. 3(a)).

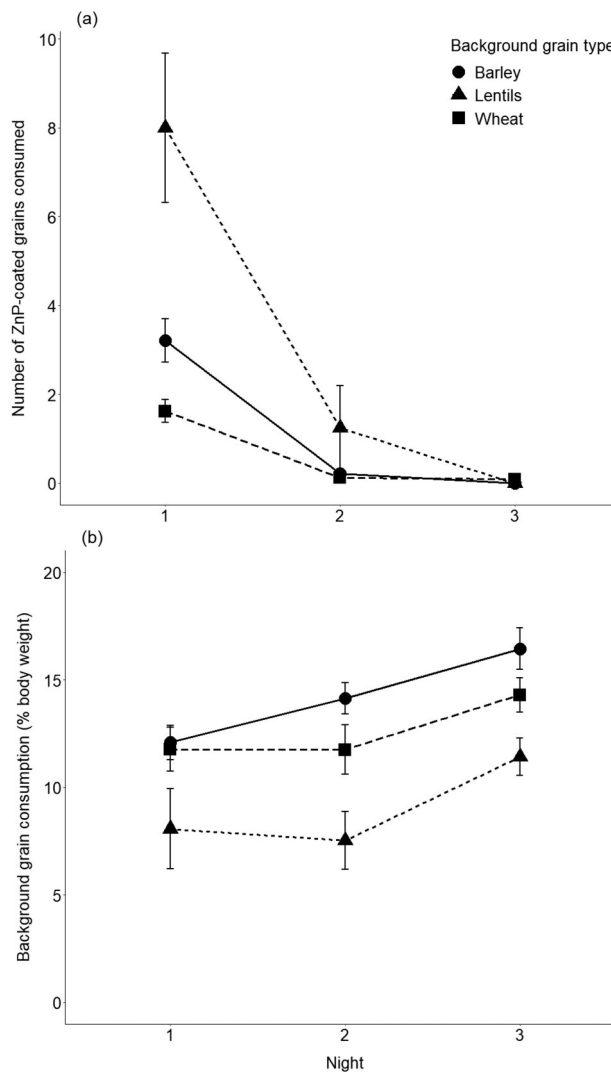


**Figure 2.** Number (mean  $\pm$  95% CI) of ZnP-coated grains [barley with husk (●), malt barley with husk (▲) or malt barley without husk (■)], consumed by mice ( $n = 10$ ) over 3 nights while held on lentil, barley with husk or wheat background. Shapes (●, ▲ and ■) represent estimates of fixed effects (individual mice as random effects).

Consumption of background grain increased by night 3 for all surviving mice in all treatment groups ( $F_{2,99} = 7.3, P = 0.001$ ; Fig. 3(b)).

**Toxic ZnP grain analysis**

The amount of ZnP on individual grains ( $n = 30$ ) varied between 0.47 and 1.95 mg ZnP/grain, with an overall average of 0.93

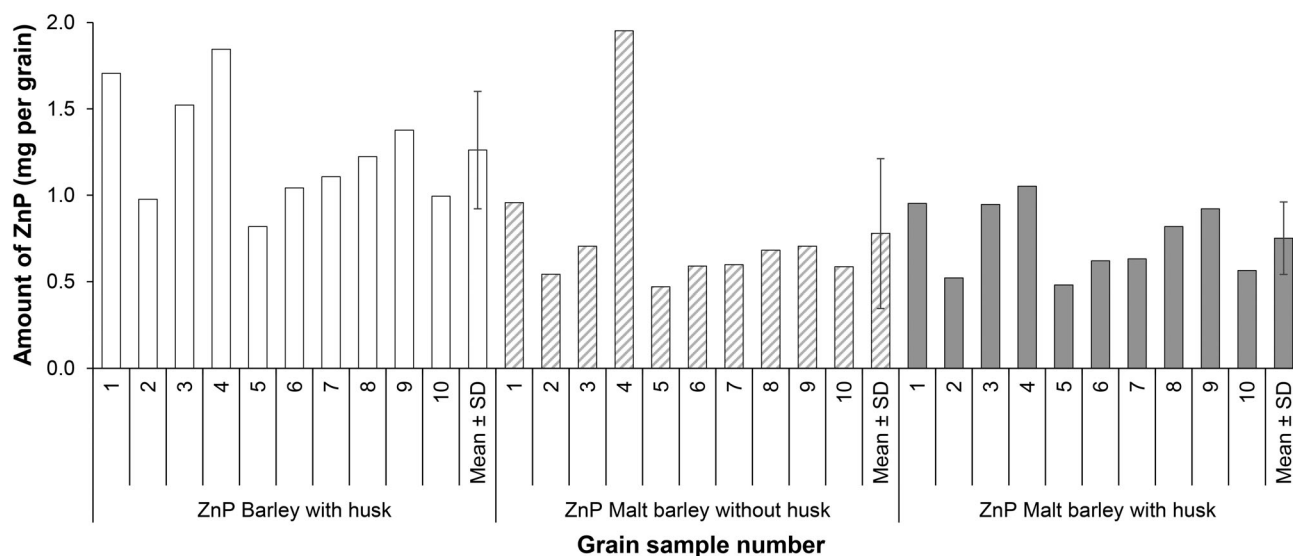


**Figure 3.** (a) Number (mean  $\pm$  SE) of ZnP-coated grains consumed by mice that did not die while held on barley ( $n = 14$  mice), lentils ( $n = 4$  mice) and wheat ( $n = 15$  mice) background food groups over 3 nights. (b) Amount (% body weight, mean  $\pm$  SD) of background food eaten by these surviving mice over 3 nights.

**Table 4.** Mortality (%) and time to death (h) of mice for each background grain type

Background grain type	Percentage mortality (%)	Time to death (h)					n
		Min	Max	Median	Mean	$\pm$ SD	
Lentils	86.7	7	47	18	20.5	8.8	26/30
Barley	53.3	5	66	15	23.0	19.1	16/30
Wheat	48.3	4	112	21	31.7	30.1	14/29

Min, minimum; Max, maximum; median and mean  $\pm$  SD time to intervention;  $n$ , number of mice humanely killed/total number of mice in treatment group.



**Figure 4.** Amount of ZnP on individual grains (mg per grain) ( $n = 10$  grains analysed per grain type) and overall average (mean  $\pm$  SD) for each type.

$\pm 0.4$  mg ZnP/grain (Fig. 4). For each bait substrate there was an average of  $1.26 \pm 0.4$ ,  $0.78 \pm 0.4$  and  $0.75 \pm 0.2$  mg ZnP/grain for barley with husk, malt barley without husk and malt barley with husk, respectively (Fig. 4). No ZnP was detected on uncoated grains ( $n = 30$ ).

## DISCUSSION

Our laboratory-based study has shown that wild house mice readily switched from a background food to an alternative food and preferred cereals (wheat or barley) over lentils. The preference by house mice for wheat grains is known,<sup>23,24,26</sup> but our results indicated that barley was equally favoured. Robards and Saunders<sup>23</sup> included barley in two of 22 pen experiments where different combinations of four choices of grains were offered and found that it performed poorly. Our results showed that it did not matter what single type of background food mice were exposed to, they readily switched to an alternative food on the first night of presentation. Given the neophilic behaviour of mice,<sup>30</sup> this is not unexpected. We are not aware of instances where this rapid switching has been reported in the literature for house mice. The background grain type strongly influenced the proportion of alternative grain consumed by mice. If mice had an alternative food type, they avoided lentils. Robards and Saunders<sup>23</sup> found that mice preferred soft wheat varieties over hard varieties. We also observed this in that mice preferred common wheat, a softer grain, to the harder durum wheat variety. Given that there was no difference between wheat and barley grain consumption, barley (malted, with or without husk on) may be a suitable alternative to sterilised wheat as a grain for addition of ZnP in commercial products, but there was no clear advantage over wheat.

This study clearly showed mice consumed toxic ZnP barley grains regardless of the type (barley with husk, malted barley without husk or malted barley with husk). When a less-favoured background grain was available (lentils), the mortality rate of mice was much higher (86%) compared to when a more-favoured background cereal grain, either barley or wheat, was available (mortalities of 53% and 47%, respectively). This finding suggests that the type of background food was important in determining the choice made by mice when an alternative (toxic bait) grain

was made available. Determining an alternative grain for use as a bait in those crops that are more favourable to mice warrants further study. Although there was no apparent difference in mortality rates for the different ZnP-coated barley grains, the type of background food was important in determining the choice made by the mice when a new alternative, albeit toxic, grain was made available.

Our results clearly show that consumption of a single ZnP-coated grain was not always lethal, and even consumption of up to four ZnP-coated grains did not lead to death for 40% of mice. This is despite the coating of ZnP on grains being approximately 1 mg, which equates to an LD<sub>90</sub> dose for mice.<sup>31</sup> However, some coated grains had as little as  $\sim 0.5$  mg ZnP/grain while others had up to almost 2 mg ZnP/grain. The results suggest that at the mixing rate of 25 g ZnP kg<sup>-1</sup> grain, on average, most mice would need to consume more than one toxic grain and perhaps more than four toxic grains before receiving a lethal dose. This could explain the low efficacy of ZnP baiting being reported in the field, especially if baiting occurred in the presence of abundant, more-favoured, background food. Further research is required to assess the lethal dose rate of ZnP for Australian house mice as it appears from our findings that the lethal dose rate is likely much higher than 25 g ZnP kg<sup>-1</sup> grain. If lethal dose application rates are indeed higher, the consequences of secondary poisoning for nontarget species will need to be assessed. While it is possible for nontarget deaths,<sup>32,33</sup> in the Australian context very few have been recorded provided label conditions are adhered to when undertaking baiting.<sup>3,8</sup> Tkadlec and Rychnovský<sup>33</sup> found that for ZnP-poisoned common voles (*Microtus arvalis*), 99% of ZnP residues remained in their gastrointestinal tracts. When these poisoned carcasses were offered to predators their risk of secondary poisoning was very low, especially if the predators removed and did not consume the stomach and intestines.

In addition, there was a strong and rapid behavioural aversion in mice which did not consume a lethal dose on the first night of exposure to ZnP-coated grains. These mice rapidly switched back to eating their background food, a response which confirms the concern that mice become bait shy if they eat a sublethal dose of ZnP,<sup>35</sup> but not how rapidly aversion occurs. This parallels the rapid decline in consumption of toxic ZnP bait also observed in

common voles after their first night of exposure.<sup>17</sup> The likelihood of any bait shyness compounds the importance of finding the correct bait dosage and indicates the need for strategies to reduce the amount of spilled grain after harvest as noted above.

Most mice died within about 24 h of consumption of ZnP-coated grains, although several animals (14%) died between 39 and 112 h later. This bimodal pattern of mortality reflects the previously reported acute action of ZnP in some mice and the more prolonged effects that reflect organ damage in others.<sup>34</sup> Our observations of the clinical signs of toxicity due to ZnP poisoning reflect strongly those described previously by Mason and Littin.<sup>35</sup>

Our laboratory experiments included more background food than that required for metabolic maintenance and raise questions about how wild mice forage. For example, in the complex conditions found in farmers' fields (e.g. growing crops, crop stubble, weeds, other food sources<sup>36</sup>), it is unknown how mice might locate and select the food they consume, including poisoned grains when applied at 1 kg/ha (2–3 grains m<sup>-2</sup>). In zero- and no-till grain cropping systems, spilt grain remaining on the ground immediately post-harvest has been estimated at 20–130 kg ha<sup>-1</sup> (up to ~390 grains m<sup>-2</sup>), with degradation occurring progressively in the subsequent 3–4 months to less than 4 kg ha<sup>-1</sup> (up to ~12 grains m<sup>-2</sup>; Ruscoe et al., unpublished data). Therefore, even if ZnP application rates were higher, it is likely that mice may not encounter ZnP-treated grain amongst existing spilt grain or other abundant food sources in the field. This means that farmers need strategies to improve the effectiveness of ZnP bait against varying background food quantities to prevent high application rates or repeated applications. Understanding these factors and the roles they play in bait uptake requires further research, especially in complex CA systems and in situations where abundant alternative food exists.

## CONCLUSION

This laboratory-based study has shown that wild house mice will rapidly switch their consumption of one grain type to an alternative on the first night of presentation, and that they prefer cereal grains over lentils. We have also demonstrated that wild house mice will consume different types of barley grains (common barley, malted barley with or without husk) coated with approximately 1 mg ZnP, but the efficacy of this dose is only about 50% when presented as an alternative to a cereal grain compared to in the presence of lentils (87% mortality). Consumption of a sublethal dose of ZnP-coated grain also resulted in rapid development of behavioural aversion. We conclude that the currently registered dose rate of ZnP (25 g ZnP kg<sup>-1</sup> wheat; ~ 1 mg ZnP per grain) in Australia should be re-evaluated to determine what factors may be contributing to variation in efficacy. Further field research is also required to understand the complex association between ZnP dose, and quantity and quality of background food on efficacy of ZnP baits.

## ACKNOWLEDGEMENTS

This work was supported by the Grains Research and Development Corporation (GRDC) through project CSP1804-012RTX, with support from CSIRO Agriculture & Food. We sincerely thank farmers for allowing us to trap mice on their properties for this experiment. We thank Ken Young and Leigh Nelson (GRDC) for ongoing support. All experiments and procedures were approved by the CSIRO Wildlife, Livestock and Laboratory Animal – Animal Ethics Committee and conform to the Australian Code of Practice

for the Care and Use of Animals for Scientific Purposes (Approval Nos 2017-2028 and 2018-2022).

## CONFLICT OF INTEREST

The authors have no conflicts of interest to declare.

## DATA AVAILABILITY STATEMENT

The data that support the findings of this study are available from the corresponding author upon reasonable request.

## REFERENCES

- Singleton GR, Brown PR, Pech RP, Jacob J, Mutze GJ and Krebs CJ, One hundred years of eruptions of house mice in Australia – a natural biological curio. *Biol J Linn Soc* **84**:617–627 (2005).
- Caughley J, Monamy V and Heiden K, *Impact of the 1993 mouse plague*. GRDC, Canberra, p. 73 (1994).
- Caughley J, Donkin C and Strong K eds, *Managing mouse plagues in rural Australia. Proceedings of the 18th Vertebrate Pest Conference*, Vol. **18**. University of California, Costa Mesa, CA (1998).
- McLeod R, *Counting the Cost: Impact of Invasive Animals in Australia 2004*. Cooperative Research Centre for Pest Animal Control, Canberra, p. 70 (2004).
- Meerburg BG, Singleton GR and Kijlstra A, Rodent-borne diseases and their risks for public health. *Crit Rev Microbiol* **35**:221–270 (2009). <https://doi.org/10.1080/10408410902989837>.
- Singleton GR, Brown PR, Jacob J and Aplin KP, Unwanted and unintended effects of culling: A case for ecologically-based rodent management. *Integrative. Fortschr Zool* **2**:247–259 (2007). <https://doi.org/10.1111/j.1749-4877.2007.00067.x>.
- Parker R and Hannan-Jones MA, *The potential of zinc phosphide for mouse plague control in Australia*. Queensland Department of Natural Resources, Brisbane (1996).
- Brown PR, Chambers LK and Singleton GR, Pre-sowing control of house mice (*Mus domesticus*) using zinc phosphide: efficacy and potential non-target effects. *Wildl Res* **29**:27–37 (2002).
- Mutze GJ and Sinclair R, Efficacy of zinc phosphide, strychnine and chlorpyrifos as rodenticides for the control of house mice in South Australian cereal crops. *Wildl Res* **31**:249–257 (2004).
- Staples L, Smith M, Pontin K, Hunt W, Use of zinc phosphide to overcome rodent infestations. Stored grain in Australia 2003 Proceedings of the Australian Postharvest Technical Conference; 2003 25–27 June 2003; Canberra: CSIRO Stored Grain Research Laboratory; 2003.
- Sugihara RT, Tobin ME and Koehler AE, Zinc phosphide baits and pre-baiting for controlling rats in Hawaii sugarcane. *J Wildl Manag* **59**: 882–889 (1995).
- Sterner RT, Ramey CA, Edge WD, Manning T, Wolff JO and Fagerstone KA, Efficacy of zinc phosphide baits to control voles in alfalfa – an enclosure study. *Crop Prot* **15**:727–734 (1996).
- Mathur RP, Effectiveness of various rodent control measures in cereal crops and plantations in India. *Belg J Zool* **127**:137–144 (1997).
- Stuart AM, Prescott CV, Singleton GR and Joshi RC, Knowledge, attitudes and practices of farmers on rodent pests and their management in the lowlands of the Sierra Madre Biodiversity Corridor, Philippines. *Crop Protect* **30**:147–154 (2011). <https://doi.org/10.1016/j.cropro.2010.10.002>.
- Khan AA, Munir S and Shakoori AR, Development of under-ground baiting technique for control of rats in rice fields in Pakistan. *Int Biodegr Biodegr* **42**:129–134 (1998).
- Leung LKP, Seth S, Starr CR, El S, Russell IW, King CA et al., Selecting bait base to increase uptake of zinc phosphide and warfarin rodenticide baits. *Crop Prot* **26**:1281–1286 (2007). <https://doi.org/10.1016/j.cropro.2006.11.002>.
- Jacob J, Budde M and Leukers A, Efficacy and attractiveness of zinc phosphide bait in common voles (*Microtus arvalis*). *Pest Manag Sci* **66**:132–136 (2010). <https://doi.org/10.1002/ps.1841>.
- Rivera DF, Smith M, Staples L and Leung LKP, Effect of zinc phosphide baiting on canefield rat populations in teak. *Crop Prot* **27**:877–881 (2008). <https://doi.org/10.1016/j.cropro.2007.10.010>.



- 19 Twigg LE, Martin GR and Stevens TS, Effect of lengthy storage on the palatability and efficacy of zinc phosphide wheat bait used for controlling house mice. *Wildl Res* **29**:141–149 (2002). <https://doi.org/10.1071/WR00078>.
- 20 Brown PR, Short- and long-term demographic changes in house mouse populations after control in dryland farming systems in Australia. *Wildl Res* **33**:457–466 (2006).
- 21 Llewellyn RS, D'Emden FH and Kuehne G, Extensive use of no-tillage in grain growing regions of Australia. *Field Crop Res* **132**:204–212 (2012). <https://doi.org/10.1016/j.fcr.2012.03.013>.
- 22 Ruscoe WA, Brown PR, Henry S, van de Weyer N, Robinson F, Hinds LA et al., Conservation agriculture practices have changed habitat use by rodent pests: implications for management of feral house mice. *J Pest Sci* (2021). <https://doi.org/10.1007/s10340-021-01370-7>.
- 23 Robards GE and Saunders G, Food preferences of house mice (*Mus domesticus*) and their implications for control strategies. *Wildl Res* **25**:595–601 (1998). <https://doi.org/10.1071/WR97109>.
- 24 Rowe FP, Bradfield A and Redfern R, Food preference of wild house mice (*Mus musculus* L.). *J Hyg* **73**:473–478 (1974).
- 25 Pennycuik PR and Cowan R, Odor and food preference of house mice, *Mus musculus*. *Aust J Zool* **38**:241–247 (1990). <https://doi.org/10.1071/ZO9900241>.
- 26 Fuerst EP, Morris CF, Dasgupta N and McLean DJ, Optimizing experimental design using the house mouse (*Mus musculus* L.) as a model for determining grain feeding preferences. *J Food Sci* **78**:S1614–S1620 (2013). <https://doi.org/10.1111/1750-3841.12245>.
- 27 Takács S, Musso AE, Gries R, Rozenberg E, Borden JH, Brodie B et al., New food baits for trapping house mice, black rats and brown rats. *Appl Anim Behav Sci* **200**:130–135 (2018). <https://doi.org/10.1016/j.applanim.2017.11.011>.
- 28 R Core Team, *R: A Language and Environment for Statistical Computing*. R Foundation for Statistical Computing, Vienna (2020).
- 29 Bates D, Mächler M, Bolker B and Walker S, Fitting linear mixed-effects models using lme4. *J Stat Softw* **67**:1–48 (2015). <https://doi.org/10.18637/jss.v067.i01>.
- 30 Singleton GR and Krebs CJ, The secret world of wild mice, in *The Mouse in Biomedical Research*, 2nd edn, ed. by Fox JG, Davisson MT, Quimby FW, Barthold SW, Newcomer CE and Smith AL. Academic Press, Burlington, VA, pp. 25–51 (2007).
- 31 Li J and Marsh RE, LD<sub>50</sub> determination of zinc phosphide toxicity for house mice and albino laboratory mice, in *Proceedings of the 13th Vertebrate Pest Conference*, ed. by Crabb AC and Marsh RE. California: University of California, pp. 91–94 (1988).
- 32 Jacob J and Leukers A, Preference of birds for zinc phosphide bait formulations. *Pest Manag Sci* **64**:74–80 (2008). <https://doi.org/10.1002/ps.1476>.
- 33 Tkadlec E and Rychnovsky B, Residues of Zn<sub>3</sub>P<sub>2</sub> in the common vole (*Microtus arvalis*) and secondary poisoning hazards to predators. *Folia Zool* **39**:147–156 (1990).
- 34 Khan AA, and Schell MM, Zinc Phosphide. MSD Veterinary Manual. <https://www.msdsmanual.com/toxicology/rodenticide-poisoning/zinc-phosphide> (2014).
- 35 Mason G and Littin KE, The humaneness of rodent pest control. *Anim Welf* **12**:1–37 (2003).
- 36 Tann CR, Singleton GR and Coman BC, Diet of the house mouse (*Mus domesticus*) in the mallee wheatlands of north-western Victoria. *Wildl Res* **18**:1–12 (1991).