


 Cite this: *RSC Adv.*, 2022, 12, 18889

Copper-catalyzed stereo- and regioselective hydrophosphorylation of terminal alkynes: scope and mechanistic study†

 Junchen Li, Zhenhua Gao, Yongbiao Guo,  Haibo Liu, Peichao Zhao, Xiaojing Bi,*  Enxue Shi * and Junhua Xiao *

Herein, a protocol for copper-catalyzed highly stereo- and regioselective hydrophosphorylation of terminal alkynes to *E*-alkenylphosphorus compounds was well developed. It represents a general and practical hydrophosphorylation method, of which diarylphosphine oxide, dialkylphosphine oxide and dialkyl phosphite all had effective P(O)H parts to react with different types of terminal alkynes. Contrary to previous air-sensitive reports, all the reactions proceeded well under air. This methodology is quite attractive owing to the high stereo- and regioselectivity, good functional group tolerance, scalability and facile late-stage derivatization of some natural product derivatives and commercially available herbicides. What's more, investigations on the reaction mechanism with deuterium-labeling experiments and DFT studies firstly disclosed the deprotonation–protonation equilibrium of terminal alkynes and P(O)H part during the catalytic hydrophosphorylation process.

Received 8th May 2022

Accepted 21st June 2022

DOI: 10.1039/d2ra02908a

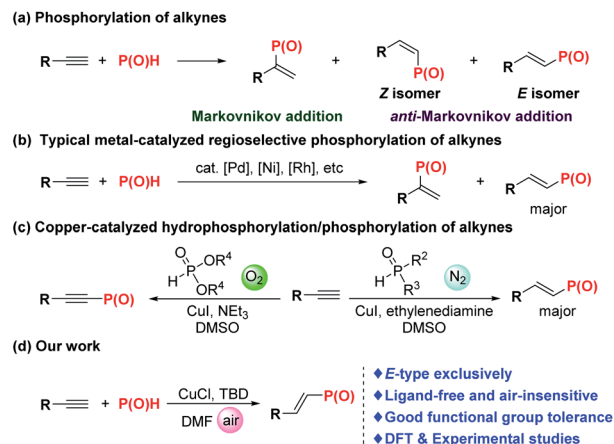
rsc.li/rsc-advances

Introduction

The importance of the ubiquitous organophosphorus motifs is underscored by their abundance in the applied sciences, especially with respect to catalysis, pharmaceuticals, agrochemicals, and flame retardants.¹ The phosphorus-based reagents enable both the effective diversification of simple materials and late-stage modification of complex molecular architectures.² In particular, alkenylphosphorus compounds have served as a robust type of synthon for the preparation of versatile functional compounds.³ Despite the importance of alkenylphosphorus compounds, general and efficient methods for their preparation are rather limited.

Transition metal-catalyzed protocols based on the catalysts of palladium,⁴ nickel,⁵ rhodium⁶ and copper⁷ were proved to be effective for synthesis of alkenylphosphorus compounds. Since Tanaka and Han's pioneering work,^{4g} catalytic hydrophosphorylation of carbon–carbon triple bonds with different types of P(O)H compounds has become one of the most straightforward and efficient methods. In addition to the selectivity of Markovnikov and *anti*-Markovnikov addition for hydrophosphorylation, the precise regulation of *E/Z*-selectivity of the multisubstituted alkenylphosphorus products is still a hot research topic (Scheme 1a). Recently, Han *et al.*, successfully realized Pd^{4f,g}-, Ni^{5a}-, and Rh^{6a}-catalyzed

hydrophosphorylation of alkynes with different types of P(O)H compounds (Scheme 1b). Remarkably, the subsystem that Pd-catalyzed phosphorylation of alkynes adjusted to a very wide spectrum of P(O)H compounds, such as H-phosphonates, H-phosphinates, secondary phosphine oxides, and hypophosphinic acid while using expensive and toxic palladium catalyst.^{4f} Zhao *et al.*, disclosed that the catalyst system of CuI/ethylenediamine was quite effective for catalyzing *anti*-Markovnikov hydrophosphorylation of terminal alkynes for synthesis of *E*-alkenylphosphine oxides^{7b,d} (Scheme 1c). Their systematic mechanistic investigation and DFT studies indicated



Scheme 1 Typical hydrophosphorylation of terminal alkynes and our work.

State Key Laboratory of NBC Protection for Civilian, Beijing, P. R. China. E-mail: xiao.junhua@pku.edu.cn; exshi@sina.com; xiaojingbimail@yeah.net

† Electronic supplementary information (ESI) available. See <https://doi.org/10.1039/d2ra02908a>



that oxygen-free phosphorylation is favorable either kinetically or thermodynamically under their conditions.^{7,d,e} Beletskaya *et al.*, reported a catalytic system of Cu(acac)₂ without any base for the hydrophosphorylation of alkynes under argon atmosphere.^{7c} Though having achieved these gratifying research results, these protocols also suffer from relatively narrow substrate scope and lack of stereoselectivity for some designated kinds of substrates, thus limiting their further applications.

Herein, we report one general, efficient and highly stereo- and regioselective methodology for hydrophosphorylation of terminal alkynes to *E*-alkenylphosphorus products catalyzed by a copper salt under ligand-free conditions. Unlike the previous catalytic system, oxygen shows no obvious side effect on this reaction and N₂ protection is unnecessary, which makes this protocol more convenient to be handled. Moreover, diarylphosphine oxide, dialkylphosphine oxide and dialkyl phosphonate were all verified to be effective for this hydrophosphorylation reaction. Note that practicality of this reaction got well demonstrated *via* its scalability and facile late-stage derivatization of some natural product derivatives and one commercially available herbicide. Most importantly, the catalytic mechanism was well investigated through DFT studies along with several mechanistic experiments.

Results and discussion

As our continuous research interests for developing efficient and convenient methodology on constructing organophosphorus compounds, the catalytic hydrophosphorylation of terminal alkynes to *E*-alkenylphosphorus compounds was explored. Firstly, methyl propiolate and diethyl phosphite were selected as the model substrates to carry out the solvent evaluation under the catalysis of CuI with *N,N,N',N'*-tetramethylethylenediamine (TMEDA) as the additive (for details of solvent evaluation, please see ESI†). The results indicated that DMF was the best solvent of choice, and this system was regio- and stereospecific, affording only the *E*-alkenylphosphorus product **3aa** in 13% yield without detection of any other isomers or byproducts (Table 1, entry 1, for details, please see ESI†). Then different kinds of organic bases were screened as the reaction additive, among which DBN, MTBD, DBU, DABCO and Et₃N all led to the failure of detecting the desired product (Table 1, entries 2–4 and 6–7). It's very different from previous work^{7,d,e} that neither alkenylphosphonate nor alkynylphosphonate was produced under previous catalytic system of CuI/Et₃N in DMF (entry 7). When TMG was utilized as the additive, product **3aa** could be detected in 11% yield (entry 5). Gratifyingly, 29% yield was obtained when stronger organic base TBD was employed in the hydrophosphorylation reaction (entry 8). After that, a slightly better yield was obtained with increase of the reaction temperature to 80 °C (entry 9). Surprisingly, further augment of the temperature to 100 °C, the yield was sharply reached to 84% (entry 10). While only 67% yield was observed when the reaction was conducted at 120 °C (entry 11). Therefore, we set down 100 °C as the optimized reaction temperature. Frustratingly, further lowering the catalyst loading from 30 mol% to 15 mol%

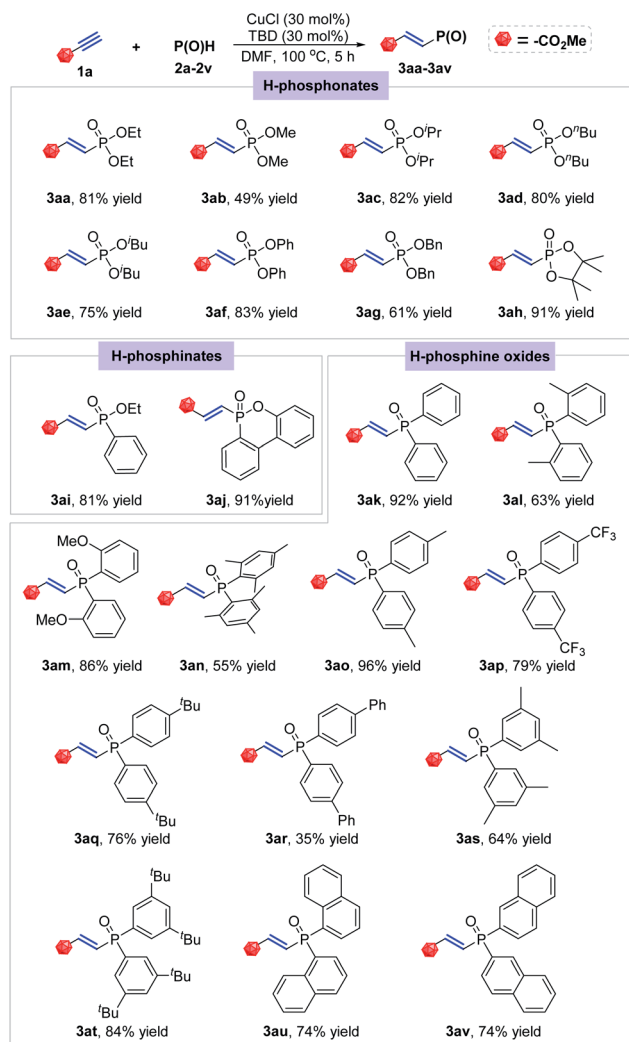
Table 1 Conditions optimization^a

Entry	Catalyst	Additive	Temp. (°C)	Yield (%) ^b
1	CuI	TMEDA	r.t	13
2	CuI	DBN	r.t	0
3	CuI	MTBD	r.t	0
4	CuI	DBU	r.t	0
5	CuI	TMG	r.t	11
6	CuI	DABCO	r.t	0
7	CuI	Et ₃ N	r.t	0
8	CuI	TBD	r.t	29
9	CuI	TBD	80	32
10	CuI	TBD	100	84
11	CuI	TBD	120	67
12 ^c	CuI	TBD	100	32
13	CuBr	TBD	100	83
14 ^d	CuCl	TBD	100	88
15	CuCl ₂	TBD	100	0
16	CuCN	TBD	100	12
17	CuOTf	TBD	100	6
18	Cu(MeCN) ₄ PF ₆	TBD	100	48
19 ^e	CuCl	TBD	100	87
20	CuCl	—	100	0

^a Conditions: **1a** (0.3 mmol), diethyl phosphite **2a** (0.36 mmol), copper salt (30 mol%), additive (30 mol%), DMF (2 mL), air, 14 h. ^b Yields determined by GC-MS. ^c 15 mol% of CuI instead. ^d 5 h. ^e 5 h with in N₂ atmosphere. DBN: 1,5-Diazabicyclo[4.3.0]non-5-ene; MTBD: 1,3,4,6,7,8-Hexahydro-1-methyl-2H-pyrimidol[1,2-*a*]pyrimidine; TBD: 1,3,4,6,7,8-Hexahydro-2H-pyrimidol[1,2-*a*]pyrimidine; DBU: 1,8-Diazabicyclo[5.4.0]undec-7-ene; DABCO: 1,4-Diazabicyclo[2.2.2]octane.

resulted in a dramatic loss of yield (entry 12). Finally, a series of copper salts were tested to catalyze the title reaction (entries 13–18). Among them, CuCl gave the best catalytic performance with a shorter reaction time, providing the title product in 88% yield (entry 14). However, Cu(II)Cl₂ showed no catalytic activity at all as compared with its Cu(I) counterpart (entries 14 & 15). Interestingly, almost the same yield was gained when carrying out the reaction under N₂ atmosphere (entries 14 & 19). Note that the reaction did not work at all in the absence of TBD (entry 20). Therefore, based on the above investigation of reaction conditions, it was disclosed that a system consisting of CuCl (30 mol%), TBD (30 mol%) in DMF at 100 °C was optimal and the reaction time is about 5 h.

Using the optimal conditions, we carried out reactions of methyl propiolate with different types of P(O)H compounds to explore the generality of this transformation (Scheme 2). At first, some H-phosphonates were subjected to the optimal condition, which all readily reacted with methyl propiolate (**1a**) to afford a series of the corresponding *E*-hydrophosphorylation products. Among them, diethyl, diisopropyl, dibutyl, diisobutyl, diphenyl and dibenzyl phosphonates and 4,4,5,5-tetramethyl-1,3,2-dioxaphospholane 2-oxide were smoothly converted to the desired products with good to excellent yields (**3aa**, **3ac–3ah**).

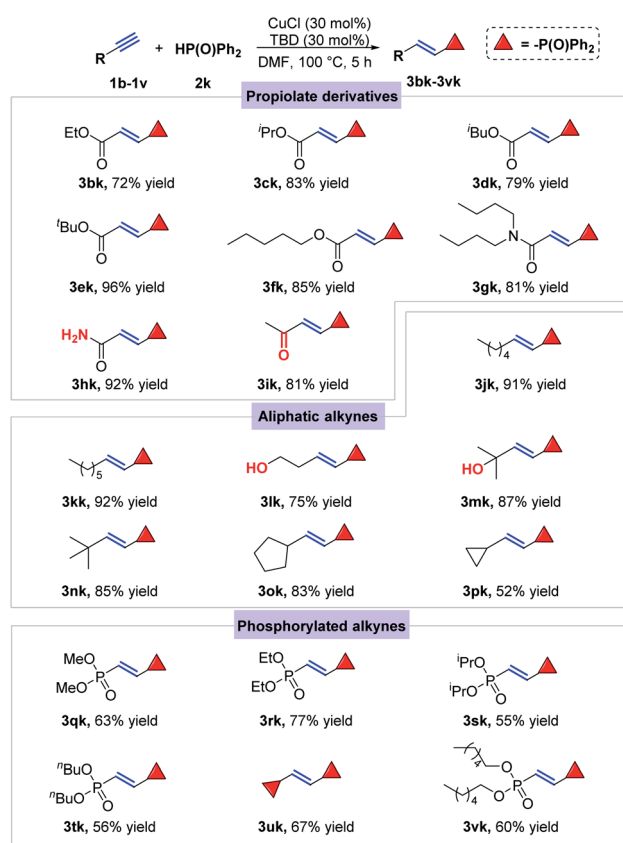


Scheme 2 Substrate scope for P(O)H. Conditions: **1a** (0.3 mmol), P(O)H (0.36 mmol), CuCl (30 mol%), TBD (30 mol%), DMF (2 mL), 100 °C, 5 h.

Dimethyl phosphonate showed relatively lower reactivity and afforded the product with only 49% isolated yield (**3ab**). After that, two of H-phosphinates were also tested under the optimal conditions, giving the corresponding products in 81% and 91% yields, respectively (**3ai** and **3aj**). Then, a series of different substituted diarylphosphine oxides were found to be suitable for the title hydrophosphorylation with **1a**. Diphenylphosphine oxide was proved to be quite active, thus offering the product **3ak** in excellent yield (92% yield). The *ortho*-substituents on the phenyl ring showed a little negative effect on this reaction with formation of products **3al** and **3am** in 63% and 86% yields respectively. The more sterically hindered mesityl group led to a further decrease of the reaction yield (**3an**, 55% yield). After that, substituents at *para* position of the aryl group in diarylphosphine oxides were also investigated. No matter electron-donating methyl and *tert*-butyl group or electron-withdrawing CF₃ group all had nearly no effect on the reaction efficiency, smoothly providing the desired *E*-alkenylphosphine oxides in good to excellent yields (**3ao**–**3aq**). Whereas, di(*p*-PhC₆H₄)

phosphine oxide only gave 35% yield of compound **3ar** under the optimal condition. 3,5-Disubstituted diphenylphosphine oxides were proved to be proper substrates for this hydrophosphorylation reaction yielding the corresponding products in 64% and 84% yields (**3as** and **3at**). Note that α - and β -naphthyl substituted phosphine oxides showed the similar reactivity with the desired products both in 74% yield (**3au** and **3av**).

In order to further explore the generality of this catalytic system, different kinds of terminal alkynes were tested to react with diphenylphosphine oxide (**2k**) in the presence of CuCl and organic base TBD (Scheme 3). Firstly, a series of propargyl esters were selected to react with **2k** under the standard conditions, among which ethyl, isopropyl, isobutyl, *tert*-butyl and pentyl propiolates (**1b**–**1f**) were all smoothly converted to the desired *E*-alkenylphosphine oxides in good to excellent yields (**3bk**–**3fk**). Note that amide group in the propargyl ester substrate kept untouched under such conditions, providing the desired product **3gk** and **3hk** in 81% and 92% yields, respectively. After that, aliphatic terminal alkynes were also introduced to the catalytic conditions, offering the *E*-alkenylphosphine oxides smoothly with medium to excellent yields (**3jk**–**3pk**). Notably, the hydroxyl group had nearly no effect on the title reaction (**3lk** and **3mk**). Finally, another kind of terminal alkynes bearing P(O) groups were also verified to be effective substrates for the title hydrophosphorylation (**3qk**–**3vk**), from which the products



Scheme 3 Substrate scope for terminal alkynes. Conditions: alkyne (0.3 mmol), **2k** (0.36 mmol), CuCl (30 mol%), TBD (30 mol%), DMF (2 mL), 100 °C, 5 h.

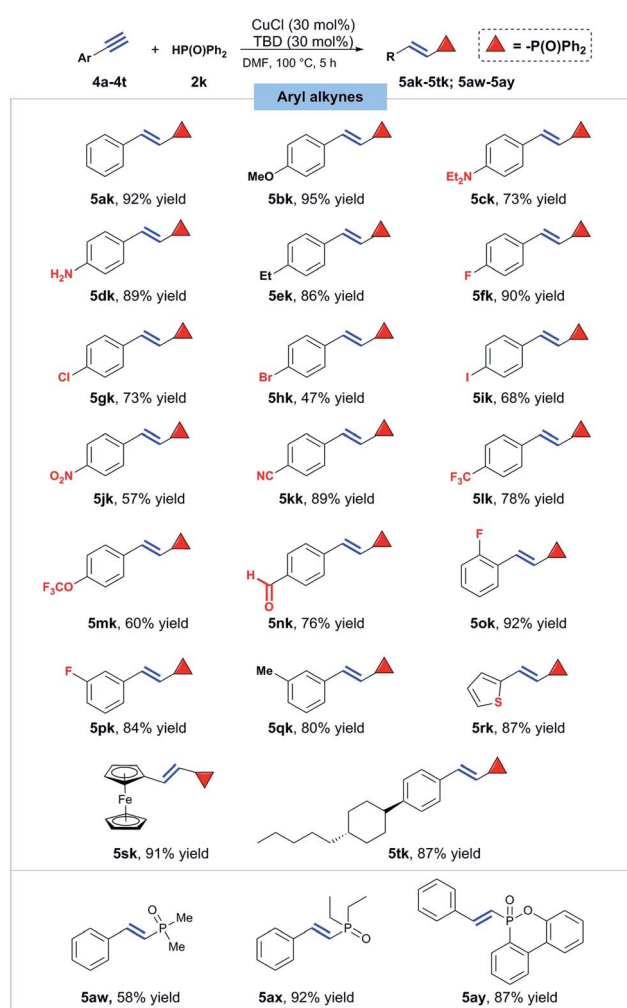
possibly acted as significant intermediates for bidentate phosphine ligand synthesis.

Next, a series of different substituted arylalkynes were tested to react with diphenylphosphine oxide under the standard conditions (Scheme 4). Hydrophosphorylation of phenylacetylene readily took place to afford the desired product **5ak** in 92% isolated yield. Then, *para* substituents with different electronic property on the phenyl ring were explored. Firstly, substrates bearing electron-donating groups like OMe, NEt₂ and Et were all successfully converted to the title compounds in good to excellent yields (**5bk**, **5ck** and **5ek**).

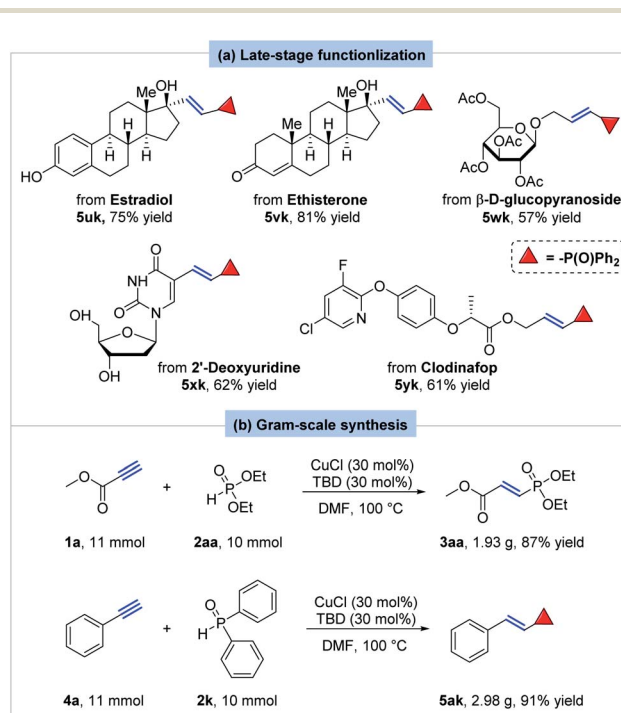
What's noteworthy, free amine group was kept intact under such copper catalysis conditions with the formation of *E*-alkenylphosphine oxide **5dk** in 89% yield. After that, the effect of halogen groups at the *para* position on this reaction was also studied and the results disclosed that fluoro, chloro, bromo and iodo groups all had nearly no effect on the hydrophosphorylation (**5fk**–**5ik**). Then electron-withdrawing groups like nitro, nitrile, trifluoromethyl, trifluoromethoxy and formyl groups, were all well tolerated, affording the corresponding *E*-

alkenylphosphine oxides in medium to good yields (**5jk**–**5nk**). Groups at *ortho* and *meta* position did not impede the title reaction to happen, yielding product **5ok**, **5pk** and **5qk** in 92%, 82% and 80% yields, respectively. Thiophene and ferrocene-based terminal alkynes both presented good reactivity towards the titled hydrophosphorylation with 87% and 91% yield of the products respectively (**5rk** and **5sk**). A key intermediate for synthesis of liquid crystal material also proved suitable to furnish the titled transformation effectively (**5tk**, 87% yield). Finally, dimethylphosphine oxide and diethylphosphine oxide were tried to react with phenylacetylene and the corresponding hydrophosphorylation smoothly took place with formation of the product **5aw** and **5ax** in 58% and 92% yield, respectively. What's more, a flame retardant dibenzo[*c,e*][1,2]oxaphosphinine 6-oxide (DOPO) was confirmed to be also reactive and product **5ay** was isolated in 87% yield.

Encouraged by our success in hydrophosphorylation of simple terminal alkynes, more complex substrates were then investigated. To our delight, the hydrophosphorylation of one estradiol derivative smoothly proceeded under the standard conditions to yield the corresponding product **5uk** in 75% yield (Scheme 5a). The phenolic and alcoholic hydroxyl group both kept untouched. Ethisteronean, an orally active steroidal contraceptive agent, afforded the corresponding hydrophosphorylated product **5vk** in 81% yield. Furthermore, other molecules derived from complex natural products were successfully hydrophosphorylated with our method. For instance, the transformation of a derivative of β-D-glucopyranoside gave the desired product **5wk** in 57% yield. A derivative of 2'-deoxyuridine provided the corresponding *E*-



Scheme 4 Substrate scope for aryl alkynes. Conditions: alkyne (0.3 mmol), **2k** (0.36 mmol), CuCl (30 mol%), TBD (30 mol%), DMF (2 mL), 100 °C, 5 h.



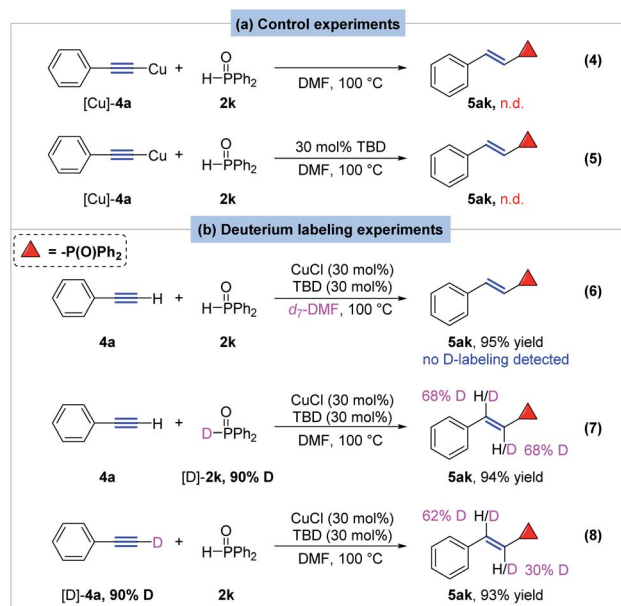
Scheme 5 Late-stage functionalization of natural product derivatives and gram-scale synthesis.

alkenylphosphine oxide product **5xk** in 62% yield. The hydrophosphorylation selectively happened at the terminal alkyne moiety with the primary and secondary alcohol being untouched. What's more, hydrophosphorylation of a commonly used herbicide clodinafop-propargyl yielded the corresponding product in 61% yield (**5yk**).

To demonstrate the practicality and scalability of our methodology, the gram-scale hydrophosphorylation of methyl propiolate with diethyl phosphite was carried out on 10 mmol to provide **3aa** in 87% yield (1.93 g) (Scheme 5b). Moreover, the reaction of phenylacetylene with diphenylphosphine oxide was also performed at 10 mmol with formation of product **5ak** in 91% yield (2.98 g).

After that, several competitive reactions were designed and conducted to figure out the relative reaction trends of different P(O)H compounds and terminal alkynes, which might provide clues for the reaction mechanism (Scheme 6). When equal amount of diethyl phosphite (**2a**) and diphenylphosphine oxide (**2k**) competitively reacted with methyl propiolate in one pot under the standard conditions, product **3bk** was much preferably formed in 98% yield, albeit with 2% yield of **3aa** (eq. 1). Also, phenylacetylene was tested to react with diethyl phosphite and diphenylphosphine oxide and only product **5ak** was observed (85% yield) (eq. 2). These results indicated that diphenylphosphine oxide showed much higher reactivity than that of diethyl phosphite under such hydrophosphorylation condition. After that, the reaction of equal amount of 1-ethynyl-4-methoxybenzene and 1-ethynyl-4-(trifluoromethyl)benzene with diphenylphosphine oxide was performed with preferential formation of product **5lk** and the result disclosed that electron-deficient alkynes possess a higher reactivity than electron-rich alkynes (eq. 3).

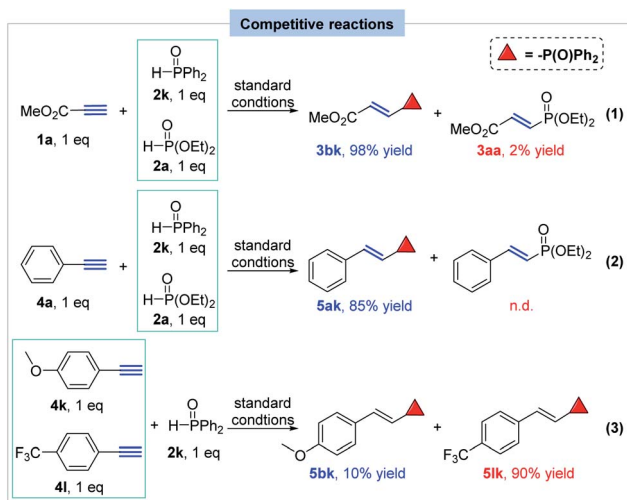
To gain insight in the reaction mechanism, several control and deuterium-labeling experiments were designed and carried out (Scheme 7). Firstly, treatment of (phenylethynyl)copper with 1 equivalent of diphenylphosphine oxide in DMF did not yield the desired *E*-alkenylphosphine oxide at all whether in



Scheme 7 Control and deuterium-labeling experiments.

the presence of TBD or not, which indicated that (phenylethynyl)copper was not the active species in the hydrophosphorylation reaction (Scheme 7a, eq. 4 and eq. 5). Then deuterium labeling experiments were also performed to make sure the possible hydrogen source of the hydrophosphorylation process. When the reaction proceeded in d_7 -DMF, no deuterium-labeled product was observed, indicating no transfer of hydrogen from solvent to the product (Scheme 7b, eq. 6). Note that when deuterium-labeled diphenylphosphine oxide [D]-**2k** (90% deuterium content) and phenylacetylene **4a** was subjected to the standard condition, α - and β -deuterated product **5ak** was obtained in 94% yield with 68% deuterium content (Scheme 7b, eq. 7). Interestingly, when [D]-**4a** (90% deuterium content) reacted with **2k**, [D]-**5ak** was also observed with 30% deuterium content at α position and 62% deuterium content at β position (Scheme 7b, eq. 8). These results revealed that hydrogen of the alkenyl moiety in **5ak** partially came from both substrate **2k** and **4a**.

DFT studies were also conducted to better understand the catalytic pathway and the origin of regio- and stereoselectivity for this hydrophosphorylation reaction and the possible intermolecular hydrogen exchange process (Fig. 1). Hydrophosphorylation of phenylacetylene with diphenylphosphine oxide catalyzed by Copper(I) chloride was considered in the DFT calculations, among which the van der Waals complex **A** of Y-shape Cu(I) complex with the base TBD was calculated as the more stable species and set as the starting point. TBD deprotonates the coordinated hydroxydiphenylphosphane and gives an ion pair **B** in a barrierless way. From the intermediate **B**, the diphenylphosphoryl group can insert into the carbon-carbon triple bond of ethynylbenzene. It is interesting to find that the diphenylphosphoryl nucleophilically attack the hydrogen atom-bonded carbon gives the favorable transition state (**TS_{B-C}**) to form the *anti*-Markovnikov product **5ak** (after protonation of the



Scheme 6 Competitive reactions.

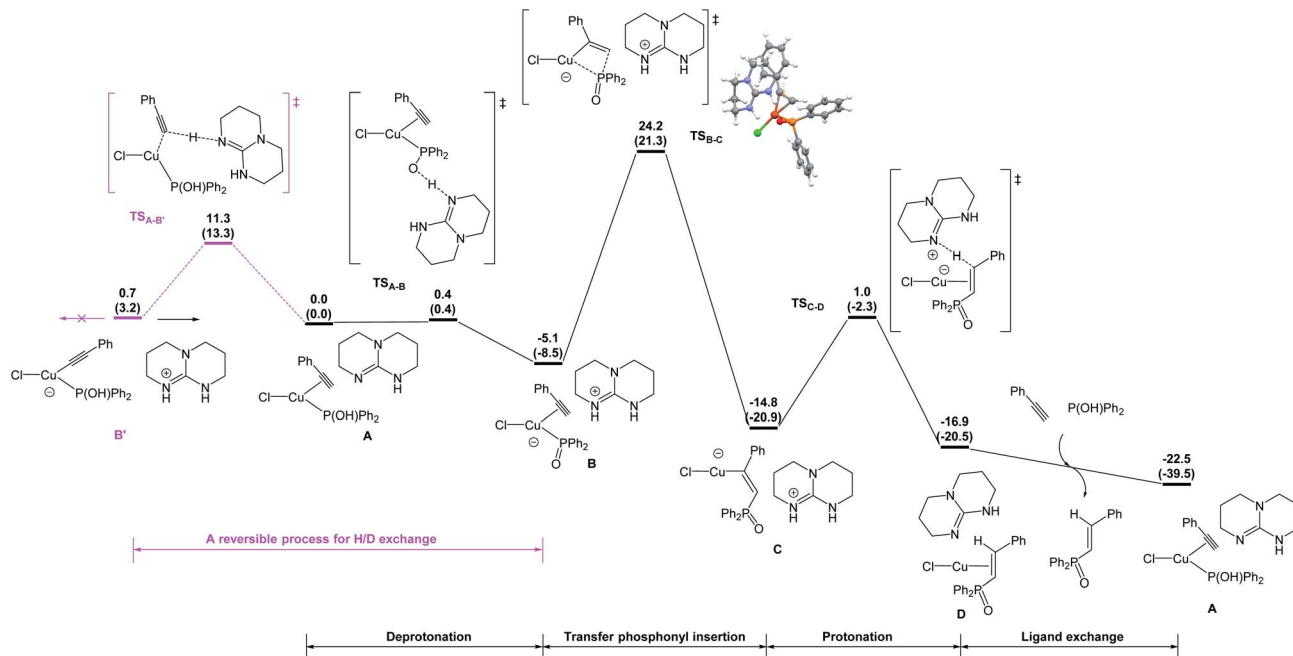


Fig. 1 Energy profile calculated for the copper-catalyzed hydrophosphorylation of phenylacetylene with diphenylphosphine oxide. Relative free energies and electronic energies (in parentheses) are given in kcal mol⁻¹.

alkenyl ligand) with an energy barrier of 29.3 kcal mol⁻¹ respect to complex **B**. The final step is the ligand exchange to replace the product **5ak** with the reactants phenylacetylene and diphenylphosphine oxide to complete the cycle.

On the other hand, the barrier of the unfavorable transition state (**TS**'_{B-C'}) is 3.0 kcal mol⁻¹ higher to the Markovnikov product than that of **TS**_{B-C} (Fig. 2). Electronically, the phenyl as a π -withdrawing group makes the hydrogen atom-bonded carbon more electrophilic to be attacked. Furthermore, in the **TS**'_{B-C'} the phenyl group of ethynylbenzene induce a steric repulsion with the diphenylphosphoryl group. Here, the electronic and steric effects consistently favor the formation of the anti-Markovnikov product. The *syn* hydrophosphorylation process in our proposed pathway can account for the formation of the *E*-diphenyl(styryl)phosphine oxide.

We also postulated a possible pathway for above H/D exchange. At the starting point (van der Waals complex **A**), the base TBD could not only deprotonate the hydroxydiphenylphosphane, but also deprotonate the coordinated ethynylbenzene to produce the phenylethynyl Cu(i) complex **B'** (Fig. 1). However, further reaction from **B'** encounters much higher barriers (for details, please see SI). The inactivity of the phenylethynyl Cu(i) complex was also proved experimentally (Scheme 7a). The possible reversible pathway between **A**, **B** and

B' could explain the H/D exchange in above transformations. When deuterium-labeled diphenylphosphine oxide [**D**]-**2k** was employed as the substrate, the β -deuterated product **5ak** was obtained without H/D exchange from [**D**]-**A1**. At the same time, **D**⁺ transfer from the coordinated [**D**]-**2k** to the phenylethynyl ligand led to the formation of [**D**]-**B**, which was subsequently converted to the α -deuterated product (Fig. 3a). Similarly, using deuterium-labeled phenylacetylene [**D**]-**4a** as the substrate, the

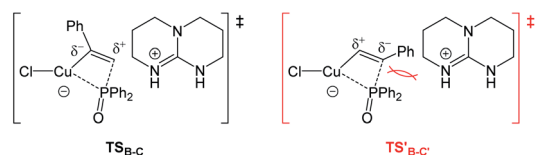


Fig. 2 Structures of transition states for explaining the regioselectivity.

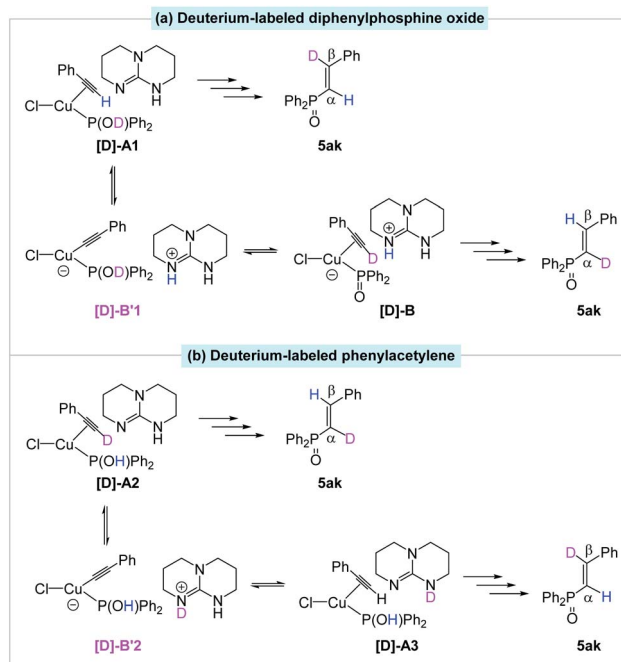
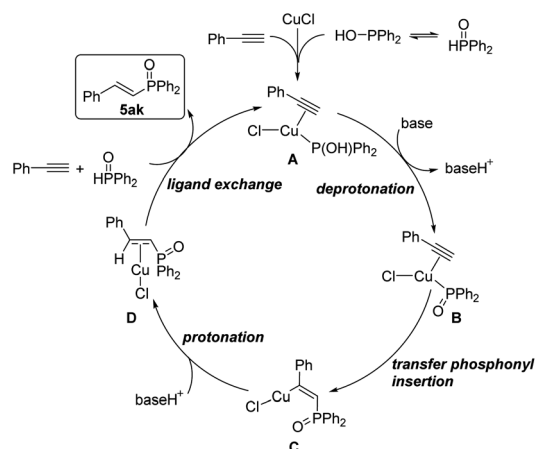


Fig. 3 Proposed pathways for H/D exchange.



Scheme 8 Proposed catalytic pathway.

α -deuterated product **5ak** was obtained without H/D exchange from [D]-**A2**. However, the TBD could deprotonate the D⁺ and re-protonate the phenylethynyl ligand with the unlabeled H⁺ and gave the β -deuterated product **5ak** (Fig. 3b).

Based on the above results of experimental and DFT studies, a plausible reaction pathway was depicted in Scheme 8. Firstly, the catalyst copper(i) chloride coordinates with one molecule of diphenylphosphine oxide and phenylacetylene to form the complex **A**. Then, in the presence of a base, deprotonation occurred at the hydroxyl group of phosphine part to provide intermediate **B**, followed by transfer insertion of diphenylphosphine oxide part to the triple bond to give copper complex **C**. Protonation of **C** produces **D**, which further coordinates with another diphenylphosphine oxide and phenylacetylene to release the desired product and regenerate the complex **A**.

Conclusions

In conclusion, we developed a highly general and efficient method for hydrophosphorylation of different types of terminal alkynes catalyzed by copper(i) chloride under ligand free and open-air conditions, which was more convenient to be handled. Moreover, diarylphosphine oxide, dialkylphosphine oxide and dialkyl phosphite were all effective for this hydrophosphorylation reaction. Practicality of this reaction got well demonstrated *via* gram-scale synthesis and late-stage functionalization of several natural product derivatives and one commercially available herbicide. Mechanistic experiments and DFT studies preliminarily demonstrated the deprotonation-protonation equilibrium of terminal alkynes and P(O)H compounds during the catalytic hydrophosphorylation process.

Conflicts of interest

The authors declare no conflict of interest.

Notes and references

- (a) *Handbook of Organophosphorus Chemistry*, ed R. Engel, Marcel Dekker, Inc., New York, 1992; (b) *The Chemistry of*

Organophosphorus Compounds Vol. 4, ed F. R. Hartley, John Wiley & Sons, Chichester, 1996; (c) L. D. Quin, *A Guide to Organophosphorus Chemistry*, Wiley Interscience, New York, 2000; (d) D. E. C. Corbridge, *Phosphorus: Chemistry, Biochemistry and Technology*, CRC Press, London, Sixth Edition, 2013; (e) G. P. Horsman and D. L. Zechel, Phosphonate Biochemistry, *Chem. Rev.*, 2017, **117**, 5704–5783; (f) *Aminophosphonic and Aminophosphinic Acids: Chemistry and Biological Activity*, ed. V. P. Kukhar and H. R. Hudson, John Wiley & Sons, Chichester, 2000; (g) M. Ordóñez, F. J. Sayago and C. Cativiela, Synthesis of Quaternary α -Aminophosphonic Acids, *Tetrahedron*, 2012, **68**, 6369–6412; (h) Z. H. Kudzin, M. H. Kudzin, J. Drabowicz and C. Stevens, Aminophosphonic Acids: Phosphorus Analogues of Natural Amino Acids, Part 1 : Syntheses of α -Aminophosphonic Acids, *Curr. Org. Chem.*, 2011, **15**, 2015–2071; (i) A. Mucha, P. Kafarski and L. Berlicki, Remarkable Potential of the α -Aminophosphonate/Phosphinate Structural Motif in Medicinal Chemistry, *J. Med. Chem.*, 2011, **54**, 5955–5980.

- (a) P. J. Murphy, *Organophosphorus Reagents: a Practical Approach in Chemistry*, Oxford University Press, Oxford, UK, 2004; (b) M. Mikolajczyk and P. Balczewski, Phosphonate Chemistry and Reagents in the Synthesis of Biologically Active and Natural Products, *Top. Curr. Chem.*, 2003, **223**, 161–214.
- For selected examples, please see: (a) K. V. Sajna, V. Srinivas and K. C. Kumara Swamy, Efficient Palladium-Catalyzed Double Arylation of Phosphonoalkynes and Diarylalkynes in Water: Use of a Dinuclear Palladium(I) Catalyst, *Adv. Synth. Catal.*, 2010, **352**, 3069–3081; (b) X. Li, G. Hu, P. Luo, G. Tang, Y. Gao, P. Xu and Y. Zhao, Palladium(II)-Catalyzed Hydration of Alkynylphosphonates to β -Ketophosphonates, *Adv. Synth. Catal.*, 2012, **354**, 2427–2432; (c) N. Cockburn, E. Karimi and W. Tam, Ruthenium-Catalyzed [2+2] Cycloadditions of Bicyclic Alkenes with Alkynyl Phosphonates, *J. Org. Chem.*, 2009, **74**, 5762–5765; (d) T. J. Kettles, N. Cockburn and W. Tam, Ruthenium-Catalyzed Homo Diels–Alder [2+2+2] Cycloadditions of Alkynyl Phosphonates with Bicyclo[2.2.1]hepta-2,5-diene, *J. Org. Chem.*, 2011, **76**, 6951–6957; (e) D. Lecerle, M. Sawicki and F. Taran, Phosphine-Catalyzed α -P-Addition on Activated Alkynes: A New Route to P–C–P Backbones, *Org. Lett.*, 2006, **8**, 4283–4285; (f) S. Ben-Valid, A. A. A. Quntar and M. Srebnik, Novel Vinyl Phosphonates and Vinyl Boronates by Halogenation, Allylation, and Propargylation of α -boryl- and α -phosphonozirconacyclopentenes, *J. Org. Chem.*, 2005, **70**, 3554–3563; (g) J. Mo, D. Kang, D. Eom, S. H. Kim and P. H. Lee, Gold-Catalyzed Sequential Alkyne Activation for the Synthesis of 4,6-Disubstituted Phosphorus 2-Pyrones, *Org. Lett.*, 2013, **15**, 26–29; (h) A. A. A. Quntar, O. Baum, A. Shibli, V. M. Dembitsky and M. Srebnik, Substituted 1,4-Bisallylphosphonates: Preparation from 1-Alkynylphosphonates and Ti(OiPr)₄/2 ⁴PrMgCl, *Angew. Chem., Int. Ed.*, 2003, **42**, 4777–4786; (i) L. Liu, Y. Wang, Z. Zeng, P. Xu, Y. Gao, Y. Yin and Y. Zhao, Nickel(II)-Magnesium-Catalyzed Cross-Coupling of 1,1-Dibromo-1-

- alkenes with Diphenylphosphine Oxide: One-Pot Synthesis of (*E*)-1-Alkenylphosphine Oxides or Bisphosphine Oxides, *Adv. Synth. Catal.*, 2013, **355**, 659–666; (j) A. Kondoh, H. Yorimitsu and K. Oshima, Synthesis of 2-Indolylphosphines by Palladium-Catalyzed Annulation of 1-Alkynylphosphine Sulfides with 2-Iodoanilines, *Org. Lett.*, 2010, **12**, 1476–1479; (k) K. Hara, S.-Y. Park, N. Yamagiwa, S. Matsunaga and M. Shibasaki, Catalytic Asymmetric Epoxidation of α,β -Unsaturated Phosphane Oxides with a Y(O^{*i*}Pr)₃/Biphenyldiol Complex, *Chem.-Asian J.*, 2008, **3**, 1500–1504.
- 4 (a) Y. Xu, J. Xia and H. Guo, Palladium-Catalysed Synthesis of Alkenyldiphenyl- and Alkenylbenzylphenylphosphine Oxides, *Synthesis*, 1986, **1986**, 691–692; (b) L.-B. Han, R. Hua and M. Tanaka, Phosphinic Acid Induced Reversal of Regioselectivity in Pd-Catalyzed Hydrophosphinylation of Alkynes with Ph₂P(O)H, *Angew. Chem., Int. Ed.*, 1998, **37**, 94–96; (c) A. Allen Jr, L. Ma and W. Lin, Facile Synthesis of Chelating Bisphosphine Oxides and Bisphosphines via Palladium-catalyzed Bishydrophosphinylation Reactions, *Tetrahedron Lett.*, 2002, **43**, 3707–3710; (d) O. M. Demchuk, K. M. Pietrusiewicz, A. Michrowska and K. Grela, Synthesis of Substituted P-Stereogenic Vinylphosphine Oxides by Olefin Cross-Metathesis, *Org. Lett.*, 2003, **5**, 3217–3220; (e) F. Bisaro and V. Gouverneur, Cross-metathesis, a Versatile Synthetic Methodology for the Construction of Alkenyl Phosphine Oxides and Bis-phosphine oxides, *Tetrahedron Lett.*, 2003, **44**, 7133–7135; (f) T. Chen, C.-Q. Zhao and L.-B. Han, Hydrophosphorylation of Alkynes Catalyzed by Palladium: Generality and Mechanism, *J. Am. Chem. Soc.*, 2018, **140**, 3139–3155; (g) L.-B. Han and M. Tanaka, Palladium-Catalyzed Hydrophosphorylation of Alkynes via Oxidative Addition of HP(O)(OR)₂, *J. Am. Chem. Soc.*, 1996, **118**, 1571–1572; (h) Q. Dai, L. Liu, Y. Qian, W. Li and J. Zhang, Construction of P-Chiral Alkenylphosphine Oxides through Highly Chemo-, Regio-, and Enantioselective Hydrophosphinylation of Alkynes, *Angew. Chem., Int. Ed.*, 2020, **59**, 20645–20650; (i) L.-B. Han, N. Choi and M. Tanaka, Oxidative Addition of HP(O)Ph₂ to Platinum(0) and Palladium(0) Complexes and Palladium-Catalyzed Regio- and Stereoselective Hydrophosphinylation of Alkynes, *Organometallics*, 1996, **15**, 3259–3261; (j) Y. Belabassi, K. Bravo-Altamirano and J.-L. Montchamp, Regiocontrol in the palladium-catalyzed hydrophosphinylation of terminal alkynes, *J. Organomet. Chem.*, 2011, **696**, 106–111.
- 5 (a) L.-B. Han, C. Zhang, H. Yazawa and S. Shimada, Efficient and Selective Nickel-Catalyzed Addition of H–P(O) and H–S Bonds to Alkynes, *J. Am. Chem. Soc.*, 2004, **126**, 5080–5081; (b) Y. Wu, L. Liu, K. Yang, Y. Gao and Y. Zhao, Nickel-Catalyzed Decarboxylative C–P Cross-Coupling of Alkenyl Acids with P(O)H Compounds, *J. Org. Chem.*, 2014, **79**, 8118–8127.
- 6 (a) L.-B. Han, C.-Q. Zhao and M. Tanaka, Rhodium-Catalyzed Regio- and Stereoselective Addition of Diphenylphosphine Oxide to Alkynes, *J. Org. Chem.*, 2001, **66**, 5929–5932; (b) A. Kondoh, H. Yorimitsu and K. Oshima, Rhodium-Catalyzed Reaction of 1-Alkynylphosphines with Water Yielding (*E*)-1-Alkenylphosphine Oxides, *Bull. Chem. Soc. Jpn.*, 2008, **81**, 502–505; (c) Y. Huang, W. Hao, G. Ding and M.-Z. Cai, Highly regio- and Stereoselective Hydrophosphinylation of Acetylenes with Diphenylphosphine Oxide Catalyzed by Immobilization of rhodium in MCM-41, *J. Organomet. Chem.*, 2012, **715**, 141–146; (d) A. Duraud, M. Toffano and J.-C. Fiaud, Regioselective Metal-Catalyzed Hydrophosphinylation of Alkynes: Synthesis of Enantiopure α - or β -Substituted Vinylphosphane Oxides, *Eur. J. Org. Chem.*, 2009, **2009**, 4400–4403.
- 7 (a) M. Niu, H. Fu, Y. Jiang and Y. Zhao, Copper-catalyzed Addition of H-phosphine Oxides to Alkynes Forming Alkenylphosphine Oxides, *Chem. Commun.*, 2007, **3**, 272–274; (b) P. Zhang, L. Zhang, Y. Gao, J. Xu, H. Fang, G. Tang and Y. Zhao, Copper-Catalyzed Tandem Phosphination–decarboxylation–oxidation of Alkynyl Acids with H-phosphine Oxides: a Facile Synthesis of β -Ketophosphine Oxides, *Chem. Commun.*, 2015, **51**, 7839–7842; (c) I. G. Trostyanskaya and I. P. Beletskaya, Copper (II)-Catalyzed Regio- and Stereoselective Addition of H/P(O)R₂ to Alkynes, *Tetrahedron*, 2014, **70**, 2556–2562; (d) L. L. Liu, Y. Wu, Z. Wang, J. Zhu and Y. Zhao, Mechanistic Insight into the Copper-Catalyzed Dioxygen-Trigged Phosphorylation of Terminal Alkynes: A Combined Theoretical and Experimental Study, *J. Org. Chem.*, 2014, **79**, 6816–6822; (e) Y. Gao, G. Wang, L. Chen, P. Xu, Y. Zhao, Y. Zhou and L.-B. Han, Copper-Catalyzed Aerobic Oxidative Coupling of Terminal Alkynes with *H*-Phosphonates Leading to Alkynylphosphonates, *J. Am. Chem. Soc.*, 2009, **131**, 7956–7957.