

Cite this: *Chem. Sci.*, 2024, 15, 11912

All publication charges for this article have been paid for by the Royal Society of Chemistry

Received 24th May 2024
Accepted 17th June 2024

DOI: 10.1039/d4sc03394a

rsc.li/chemical-science

Intermolecular C–H silylations of arenes and heteroarenes with mono-, bis-, and tris(trimethylsiloxy)hydrosilanes: control of silane redistribution under operationally diverse approaches†

Noah Swann,^a Kiki Tang,^{‡a} Jihyeon Nam,^{‡a} Jooyeon Lee,^a Marek Domin,^b Thomas E. Shaw,^c Stosh A. Kozimor,^{id c} Salina Som^a and Kangsang L. Lee^{id *a}

Efficient catalytic protocols for C–H silylations of arenes and heteroarenes with sterically and electronically different hydrosiloxysilanes are disclosed. The silylations are catalyzed by a well-defined Rh-complex (1 mol%), derived from [Rh(1,5-hexadiene)Cl]₂ and a bulky BINAP type ligand. This catalyst not only promotes C–Si bond formation affording the desired products in up to 95% isolated yield, but also can suppress the silane redistribution side reactions of HSiMe₂(OTMS). The protocol can also be applied for the C–H silylations of more reactive HSiMe(OTMS)₂ with a much lower catalyst loading (0.25 mol%) and even with sterically demanding HSi(OTMS)₃. The steric bulk of the arene substituent and hydrosiloxysilane is a major factor in determining the regioselectivity and electronic effect as secondary. The current method can be performed under operationally diverse conditions: with/without a hydrogen scavenger or solvent.

Introduction

The siloxysilane framework is widely used in the syntheses of polysiloxane-based silicone materials.¹ Due to their unique properties and versatility, polysiloxanes are used in many different applications, ranging from common consumer products (baby bottles, toys, shampoo, detergents) to high-tech products (electronics, automotives, aero- or spacecraft).² Their high biocompatibility and durability in the human body further expand the importance and utility of silicone materials in biomedical science and engineering.^{1a,2b,e} In order to prepare such polysiloxane materials, various functional groups are required in the polymer matrix; many functional alkyl groups can be readily incorporated by other organic transformations including hydrosilylations.³ For aryl substituents, however, only the phenyl group has been heavily employed due to the lack of a reliable synthetic method. Although there are some

traditional methods to form aryl–Si bonds including reactions between aryl Grignard or aryl lithium reagents and chlorosiloxysilanes, the arene scope is significantly limited due to their intrinsic incompatibility with electrophilic functional groups in the aryl groups.⁴ Furthermore, such methods are not welcome in industrial scale production because of the use of non-recyclable ethereal solvents and considerable amount of magnesium- or lithium salt waste at the end.⁵ Thus, to improve the physical and chemical properties of silicone materials, more reliable synthetic routes are needed to incorporate various aryl groups into the siloxane framework.

C–H silylation is one of the most direct and atom-economical pathways to incorporate such functional aryl groups.^{6–9} Though there are many reports on C–H silylation reactions, most of the catalytic systems either require a pre-engineered directing group in the arenes,⁶ or involve a more reactive but less useful trialkyl- or phenylsilane reagent,^{7,8} or have limited hydrosiloxysilane scope [only highly reactive HSiMe(OTMS)₂].⁹ Considering the dynamic structural framework of numerous silicone materials that contain simple and/or complex –(OSiMe₂)_n– units, structurally diverse hydrosiloxysilanes are needed for C–H silylations with various arenes and heteroarenes.

Here, we report operationally diverse synthetic methods to access functional aryl- and heteroaryl siloxysilanes by intermolecular C–H silylations of mono-, bis-, or tris(trimethylsiloxy)hydrosilanes with various arenes and heteroarenes. In the

^aUniversity of Central Florida, Department of Chemistry, 4111 Libra Drive, PSB #255, Orlando, FL, USA 32816. E-mail: k.lee@ucf.edu

^bMass Spectrometry Centre, Boston College, 245 Beacon Street, Chestnut Hill, MA, 02467, USA

^cLos Alamos National Laboratory, P.O. Box 1663, Los Alamos, NM, 87545, USA

† Electronic supplementary information (ESI) available. CCDC 2351158. For ESI and crystallographic data in CIF or other electronic format see DOI: <https://doi.org/10.1039/d4sc03394a>

‡ These authors contributed equally.



presence of 0.25–1 mol% catalyst, C–H silylations can be performed under neat conditions with low/moderate concentration of arenes, or under solvent conditions. Development of a well-defined catalyst led us to successfully control redistribution of a hydrosiloxysilane, resulting in the desired products in up to 95% isolated yield. The efficiency of the silylation can be further improved by portion-wise addition of hydrosiloxysilanes. In addition, the current protocols can be applied for double C–H silylation or carried out without alkene as a hydrogen scavenger.

Results and discussion

We initiated our study by optimizing the C–H silylation between benzene and the mono(siloxy)hydrosilane, $\text{HSiMe}_2(\text{OTMS})$, as the initial arene and silane (Table 1). In the presence of $[\text{Rh}(1,5\text{-hexadiene})\text{Cl}]_2$ and a bidentate phosphine ligand (**L1**), the desired product **P1** was not observed. Instead, a significant amount of silane redistribution byproduct was obtained (54%). With **L2**, we started to obtain **P1** (72% conv. and 55% isolated yield, entry 2) together with the undesired redistribution byproduct (28%). When BINAP ligand (**L3**) was employed, the silylation was less efficient (44% conv., entry 3). With a bulkier BINAP (**L4**), however, the conversion was significantly increased (74% conv. and 57% yield, entry 4) without improvement in the redistribution (26%). Although a few different Rh salts were tested for the silylations, the similar silane redistribution (19–26%) and silylation efficiencies were observed (74–81% conversions, entries 5–7).¹⁰ A cationic Rh salt, on the other hand, increased the redistribution (52%, entry 8).

To improve the efficiency of the C–H silylations and to suppress the competing silane redistribution,¹¹ several preformed complexes were prepared with **L4**. As shown in Table 2, **C1** derived from $[\text{Rh}(\text{nbd})_2\text{Cl}]_2$ slightly decreased the conversion

Table 2 Preformed complexes in C–H silylations^a

Entry	[Rh]/L	Preformed catalyst	Si-Conv.	redistribution
1	$[\text{Rh}(\text{nbd})\text{Cl}]_2/\mathbf{L4}$	C1	79%	21%
2	$[\text{Rh}(\text{coe})_2\text{Cl}]_2/\mathbf{L4}$	C2	78%	22%
3	$[\text{Rh}(\text{ethylene})_2\text{Cl}]_2/\mathbf{L4}$	C3	82%	18%
4	$[\text{Rh}(1,5\text{-hexadiene})\text{Cl}]_2/\mathbf{L4}$	C4	93%	7%

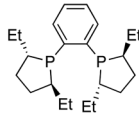
^a All reactions were performed under N_2 . Conversions were determined by ^1H NMR analysis.

to the desired product (79% conv., entry 1). Compared to *in situ* reactions (entries 6 and 7, Table 1), the corresponding preformed complexes (**C2** and **C3**) marginally improved the efficiency of the silylation (78% and 82% conversions, entries 2 and 3, Table 2). The complex **C4**, however, was much more efficient in delivering the desired silylation product (93% conv., entry 4) with a significantly lower silane redistribution (7% vs. 26% in entry 4, Table 1). This increased conversion to the desired product **P1** might be explained either by the improved efficiency of **C4** toward the silylation, or by suppressing the silane redistribution by **C4**.

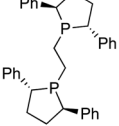
Although hydrosiloxysilanes are generally known as a class of reactive hydrosilanes with stable Si–O–Si bonds,³ we have observed silane redistribution in our studies. In order to further understand the reactivity difference between *in situ*-formed

Table 1 Optimisation of C–H silylation^a

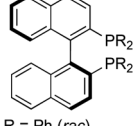
Entry	[Rh]	Ligand	[Rh] loading	Conv.; yield	Si-redistribution
1	$[\text{Rh}(1,5\text{-hexadiene})\text{Cl}]_2$	L1	1 mol%	<5%; –	54%
2	$[\text{Rh}(1,5\text{-hexadiene})\text{Cl}]_2$	L2	1 mol%	72%; 55%	28%
3	$[\text{Rh}(1,5\text{-hexadiene})\text{Cl}]_2$	L3	1 mol%	44%; –	18%
4	$[\text{Rh}(1,5\text{-hexadiene})\text{Cl}]_2$	L4	1 mol%	74%; 57%	26%
5	$[\text{Rh}(\text{nbd})\text{Cl}]_2$	L4	1 mol%	81%; 53%	19%
6	$[\text{Rh}(\text{coe})_2\text{Cl}]_2$	L4	1 mol%	74%; 55%	26%
7	$[\text{Rh}(\text{ethylene})_2\text{Cl}]_2$	L4	1 mol%	77%; 64%	23%
8	$\text{Rh}(\text{nbd})_2\text{BF}_4$	L4	2 mol%	48%; –	52%



L1

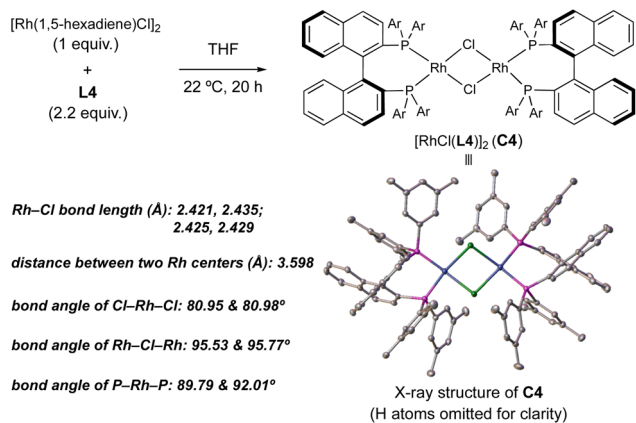


L2



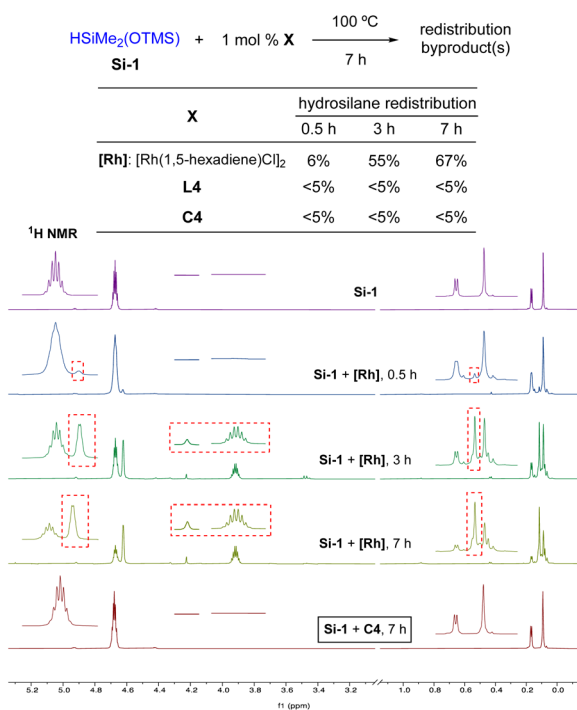
L3: R = Ph (*rac*)
L4: R = 3,5-dimethyl-Ph (*S*)

^a All reactions were performed under N_2 . Conversions were determined by ^1H NMR analysis.



Scheme 1 Synthesis of a well-defined Rh-complex **C4** and its X-ray structure.

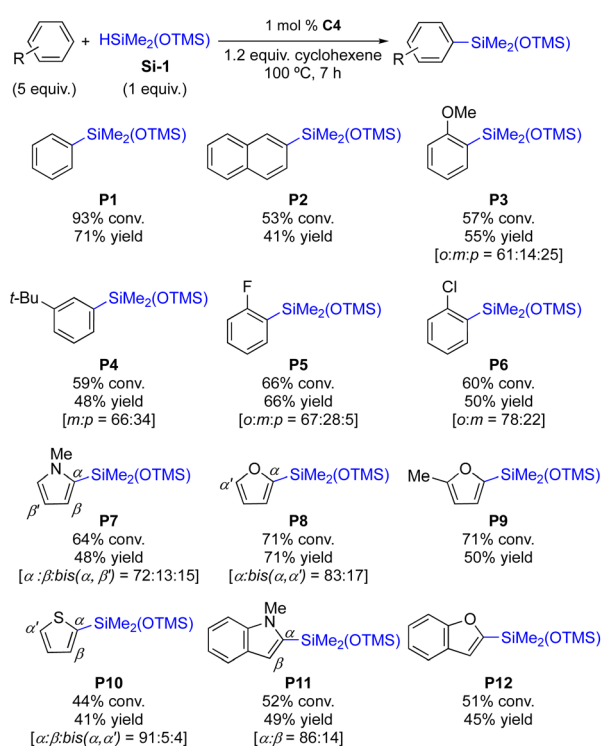
catalysts and preformed complexes (Tables 1 and 2), we decided to study the redistribution tendency of each component of the catalysts. First, like other preformed complexes used in Table 2 (C1–C3),¹⁰ we have synthesized **C4** from $[\text{Rh}(\text{1,5-hexadiene})\text{Cl}]_2$ and **L4** in THF at 22 °C (Scheme 1). X-ray crystallography revealed that the complex was obtained in a dimeric form.¹⁰ Bond lengths of Rh and bridging Cl atoms are between 2.42 and 2.43 Å and the distance between two Rh centres is 3.60 Å. The bond angles of Cl–Rh–Cl and Rh–Cl–Rh are 81° and 96°, respectively.



Scheme 2 Redistribution side-reactions of **Si-1** by catalytic components. The intensity of peaks between 3.2 and 5.2 ppm was manually increased for clarity (vs. peaks between 0 and 1.0 ppm). For unprocessed ¹H and ²⁹Si NMR spectra, see the ESI.†

With **C4**, we investigated the redistribution tendencies of each catalytic component. As depicted in Scheme 2, the hydrosilane **Si-1** alone does not undergo the redistribution at 100 °C for 7 h. When 1 mol% of $[\text{Rh}(\text{1,5-hexadiene})\text{Cl}]_2$ was added to **Si-1**, however, the redistribution byproduct started to appear in ¹H NMR after 0.5 h (6%). A significant amount of the byproduct was observed in 3 h (55%), but during the next 4 hours the redistribution byproduct was slightly increased (67% after 7 h). On the other hand, the Lewis-basic phosphine **L4** did not cause the side reaction. When the preformed complex **C4** was subjected to **Si-1**, negligible amount of the redistribution byproduct was observed by ¹H NMR (<5%). The similar trend of the silane redistribution was also seen in ²⁹Si NMR spectroscopy analysis.¹⁰ This finding may partially explain the much lower redistribution with **C4** (7%, entry 4 in Table 2), compared to 26% redistribution by the *in situ* protocol (entry 4, Table 1). Furthermore, this indicates that by using the well-defined catalyst (**C4**), the redistribution side reaction can be significantly suppressed. The different redistribution tendencies of $[\text{Rh}(\text{1,5-hexadiene})\text{Cl}]_2$ and **C4** may be explained by the steric and electronic effects; the less sterically hindered and more Lewis acidic $[\text{Rh}(\text{1,5-hexadiene})\text{Cl}]_2$ can readily interact with **Si-1**, compared to **C4** with the electron-rich and bulky ligand. The observed minimal redistribution (7%, entry 4 in Table 2) might result from the interaction of **Si-1** with other active catalytic species in the C–H silylation process.

With the well-defined complex **C4**, we set out to investigate the C–H silylation of mono(siloxy)hydrosilane (**Si-1**). As shown in Scheme 3, benzene and naphthalene undergo the silylations



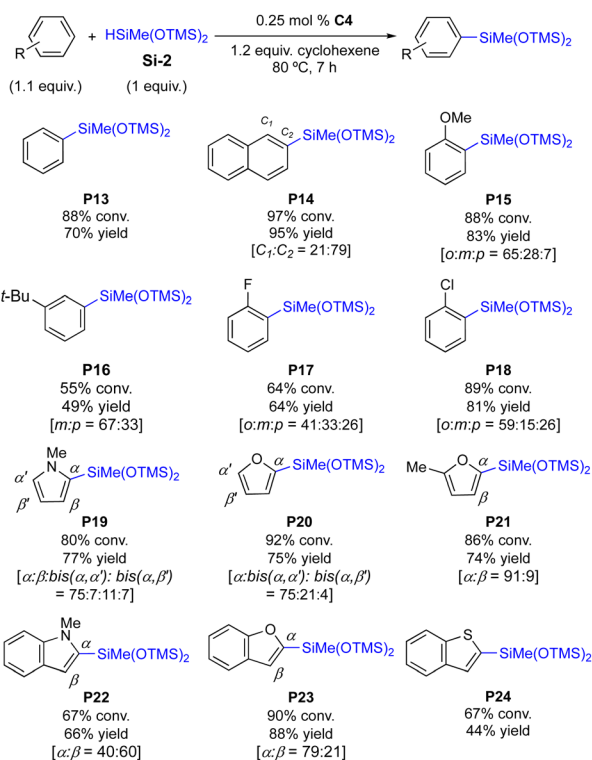
Scheme 3 C–H silylations of arenes and heteroarenes with mono(siloxy)silane.

to afford the desired products **P1** and **P2** in 71% and 41% of isolated yield, respectively. Electron-rich anisole and sterically hindered *t*-butylbenzene are effective substrates for the silylation (**P3**, 57% conv. and **P4**, 59% conv.). Halogen-containing arenes are also compatible with the catalytic system (**P5** and **P6**). For substituted arenes, *o*-silylation products are generally obtained as major products (**P3–P6**) except **P4** in which *m*-silylation is dominant due to the steric bulk of the *t*-butyl group. The silylations of heteroarenes are efficient to furnish desired products in up to 71% yield (**P7–P12**) where α -silylation products are major regioisomers. Chelating thiofuran (**P10**) and benzothiophene¹⁰ were relatively less effective (41% yield and 36% yield, respectively).

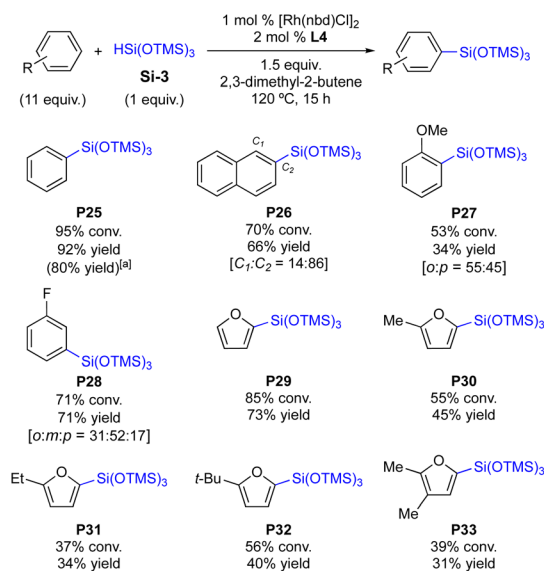
Next, the current protocol was tested for the silylation of bis(siloxy)silane **Si-2** (Scheme 4). It is noteworthy that **Si-2** is generally much more reactive in the C–H silylation than **Si-1** with no silane redistribution.^{9b–g} Thus, 0.25 mol% of **C4** is sufficient to catalyse the C–H silylation to afford the desired product at an even lower reaction temperature (80 °C, Scheme 4 vs. 100 °C for **Si-1** in Scheme 3). The silylations of benzene, polyarene, anisole, and halogen-containing arenes proceeded efficiently to afford the desired products in up to 95% isolated yield (**P13–P18**). For the substituted arenes, *o*-silylation products were still the major products (**P15–P18**), but the ratio of *m*-silylation products were slightly increased, compared to **P3–P6** shown in Scheme 3. This difference may be attributed to the steric bulkiness of **Si-2** (vs. **Si-1**). Electronically activated heteroarenes are generally more effective in this C–H silylation,

furnishing the silylation products in 80–92% conversions. The high reactivity of **Si-2** was also evidenced in the product distribution of heteroarene silylations; more and/or diverse double C–H silylation products are obtained (**P19–P21**). Fused heteroarenes were equally reactive toward the silylation, so that **P22** and **P23** were isolated in 66% and 88% yields, respectively. As aforementioned, sulfur-containing arenes are less reactive, delivering **P24** in moderate yields (44% yield, Scheme 4).

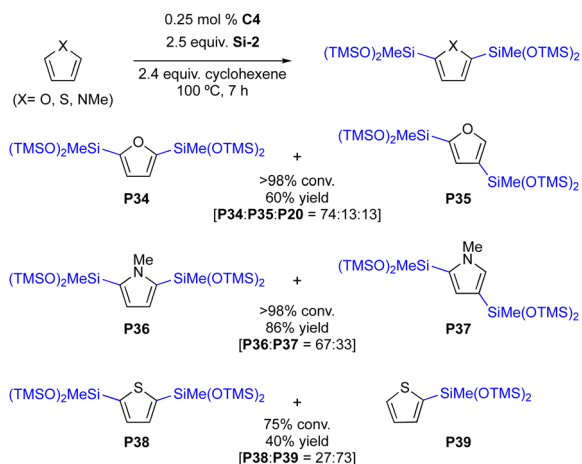
The present protocol was further expanded toward the silylation of a sterically demanding tris(siloxy)hydrosilane **Si-3**. As shown in Scheme 5, the silylations of **Si-3** require a relatively high catalyst loading (1 mol%) and an elevated reaction temperature (120 °C).¹⁰ With the sterically bulky **Si-3**, it is found that the *in situ* generated catalyst is slightly more efficient over the preformed **C4** complex in general. This reaction condition was operable because any redistribution of **Si-3** was not observed. For example, **P25** is obtained in 92% yield in the presence of the *in situ* generated catalyst (vs. 80% yield with the preformed **C4**, Scheme 5). A polycyclic arene is an effective substrate to afford the desired silylation product in 66% yield (**P26**). The silylation of electron-rich anisole is less efficient (53% conv., **P27**) with an increased amount of *p*-silylation product (45%). Fluorobenzene is effective enough to deliver the desired product **P28** (71% yield) and the *m*-substituted product was obtained as the major product. This substitution pattern is in accordance with the observations in the reactions of **Si-1** and **Si-2**, in which *o*-silylation products are the major products with halogen substituents, but *m*-silylation becomes favoured as the steric bulkiness of the silane increases (**P5** vs. **P17** vs. **P28**). This also implies that the current protocols are more sensitive to the steric effects of both arene substituents and silanes than the electronics of arene substituents: the steric bulk is a major determining factor of the regioselectivity in this C–H silylation. Heteroarenes are generally less efficient in the silylation with **Si-3**, furnishing the desired products in moderate yields (37–85%



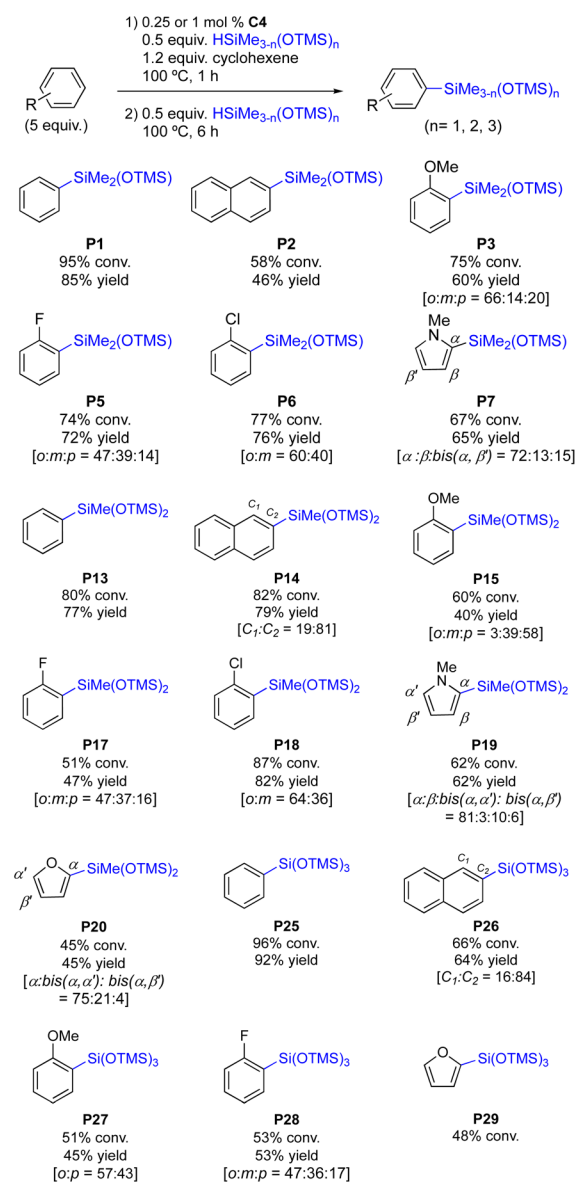
Scheme 4 C–H silylation of arenes and heteroarenes with bis(siloxy) silane.



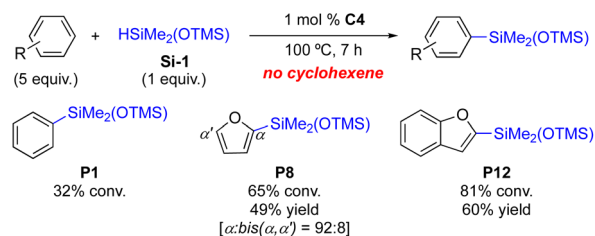
Scheme 5 C–H silylation of arenes and heteroarenes with tris(siloxy) silane.



Scheme 6 Double C–H silylation of heteroarenes.



Scheme 7 Portion-wise C–H silylation of arenes and heteroarenes with various siloxysilanes.



Scheme 8 C–H silylation of arenes and heteroarenes without the hydrogen scavenger.

conversions, **P29–P33**). This observation is opposite to the reactions with **Si-1** and **Si-2** shown in Schemes 3 and 4.

Next, we briefly investigated the feasibility of double C–H silylations. With 2.5 equivalent of more reactive **Si-2** and in the presence of 0.25 mol% **C4**, the double silylation of furan proceeded efficiently to afford **P34** as a major product (>98% conv., 60% yield, Scheme 6). The double silylation products of *N*-methyl pyrrole were isolated in 86% yield with sizable amount of two different double silylation products (**P36** and **P37** in 67 : 33 ratio). Though less efficient, the corresponding silylation of thiofuran resulted in appreciable amount of the product **P38** along with the mono-silylation product **P39** (27 : 73 ratio).

In order to further suppress the redistribution of silanes, thereby improving overall efficacy, the silylation reactions were performed by portion-wise addition of silanes. As illustrated in Scheme 7, the silylations involving **Si-1**, which is prone to redistribution became more efficient by the portion-wise addition protocol (**P1–P7**, 58–95% conversions). With relatively stable **Si-2** and **Si-3**, similar efficiencies were observed in the silylation reactions (**P13–P20** with **Si-2** and **P25–P29** with **Si-3**). Overall, the portion-wise protocol was especially useful for unactivated arenes rather than heteroarenes. Additionally, this portion-wise silylation protocol involving various hydro-siloxysilanes was further tested in the presence of a solvent (THF) and similar results were obtained.¹⁰

The current protocol was further tested for hydrogen scavenger-free C–H silylations. As shown in Scheme 8, the overall efficiency of the silylations of unactivated arenes was significantly decreased without alkenes as exemplified in **P1** (32% conv. vs. 93% conv. in Scheme 3). For heteroarenes, however, similar (**P8**: 65% vs. 71% conv. in Scheme 3) or in some cases, much higher efficiencies are achievable (**P12**: 81% conv. vs. 51% conv. in Scheme 3).

Conclusions

In this report, Rh-based catalytic platforms for C–H silylations of arenes and heteroarenes were developed to prepare various arylsiloxysilanes from mono-, bis-, and tris(siloxy)hydrosilanes. The suppression of the redistribution by the well-defined catalyst **C4** was an important finding, allowing us to utilize the labile **Si-1** for C–Si bond formations and to improve overall catalytic efficiency. The same protocol can be further extended to the C–H silylations with much more reactive **Si-2** and with the sterically demanding **Si-3**. The regioselectivity was mainly affected

by the steric bulkiness of arene substituents or hydrosilanes and the electronic effects of the substituents were a secondary factor. The current protocols can be applied to introduce two siloxane moieties to a heteroarene and performed by a portion-wise addition of silanes, or, although limited, without a hydrogen scavenger. Thus, this study can make a positive impact on innovating numerous silicone materials and products by introducing various functional aryl groups into polysiloxane systems.

Data availability

All the data supporting this article have been included in the main text and the ESI.† Crystallographic data have been deposited at the CCDC under 2351158.

Author contributions

N. S., K. T., J. N., J. L., S. S. and K. L. conceptualized the research and performed the investigation. M. D. studied HRMS. T. E. S. and S. A. K. analysed X-ray crystals. K. L. L. wrote the manuscript with contributions from all authors. K. L. L. supervised this study.

Conflicts of interest

There are no conflicts to declare.

Acknowledgements

N. Swann and K. Tang are thankful for the UCF undergraduate research program. This work was financially supported by NSF (CHE-2246567) and UCF. T. E. Shaw acknowledges helpful discussion with Dr Brian L. Scott (Los Alamos National Laboratory) for the X-ray crystallography. We thank the U.S. Department of Energy, Office of Science, Office of Basic Energy Sciences, Heavy Element Chemistry program (2020LANLE372) for funding the X-ray diffractometer portion of this work (S. A. K. and T. E. S.). LANL is an affirmative action/equal opportunity employer managed by Triad National Security, LLC, for the National Nuclear Security Administration of the U.S. DOE.

Notes and references

- For selected recent reviews, see: (a) M. A. Brook, *Silicon in Organic, Organometallic and Polymer Chemistry*, Wiley, New York, 2000; (b) *The Chemistry of Organic Silicon Compounds*, ed. Z. Rappoport and Y. Apeloig, Wiley, Chichester, 2003; (c) Y. Abe and T. Gunji, *Prog. Polym. Sci.*, 2004, **29**, 149–182; (d) P. Lucas and J. Robin, *Adv. Polym. Sci.*, 2007, **209**, 111–147; (e) *Silicon Polymers*, vol. 235, ed. A. M. Muzafarov, *Adv. Polym. Sci.*, 2011, pp. 1–228; (f) E. Yilgor and I. Yilgor, *Prog. Polym. Sci.*, 2014, **39**, 1165–1195 and references therein.
- For selected reviews, see: (a) J. Mark, *Acc. Chem. Res.*, 2004, **37**, 946–953; (b) G. Giordano and M. F. Refojo, *Prog. Polym. Sci.*, 1998, **23**, 509–532; (c) J. C. McDonald and G. M. Whitesides, *Acc. Chem. Res.*, 2002, **35**, 491–499; (d) J. G. C. Veinot and T. J. Marks, *Acc. Chem. Res.*, 2005, **38**, 632–643; (e) J. M. Lambert and J. Biomed, *Mater. Res. B*, 2006, **78**, 167–180; (f) D. R. Paul and J. E. Mark, *Prog. Polym. Sci.*, 2010, **35**, 893–901; (g) B. A. Kamino and T. P. Bender, *Chem. Soc. Rev.*, 2013, **42**, 5119–5130; (h) J. J. Chrusciel and E. Lesniak, *Prog. Polym. Sci.*, 2015, **41**, 67–121; (i) I. You, M. Kong and U. Jeong, *Acc. Chem. Res.*, 2019, **52**, 63–72; (j) R. Baier, M. Ricotta, V. Andolina, F. Siraj, R. Forsberg and A. Meyer, *Adv. Polym. Sci.*, 2019, **284**, 367–376; (k) A. Roy and M. Oestreich, *Angew. Chem., Int. Ed.*, 2021, **60**, 4408–4410; (l) H. Wang, X. Zhang, Y. Li and L. Xu, *Angew. Chem., Int. Ed.*, 2022, **61**, e202210851.
- (a) B. Marciniec, *Comprehensive Handbook on Hydrosilylation*, Pergamon, 1992; (b) S. Putzien, O. Nuyken and F. E. Kuhn, *Prog. Polym. Sci.*, 2010, **35**, 687–713.
- (a) R. L. Merker and M. J. Scott, *J. Am. Chem. Soc.*, 1963, **85**, 2243–2244; (b) L. S. Luh, Y. S. Wen, H. Tobita and H. Ogino, *Bull. Chem. Soc. Jpn.*, 1997, **70**, 2193–2200.
- (a) A. Kadam, M. Nguyen, M. Kopach, P. Richardson, F. Gallou, Z. Wan and W. Zhang, *Green Chem.*, 2013, **15**, 1880–1888; (b) S. G. Koenig, D. K. Leashy and A. S. Wells, *Org. Process Res. Dev.*, 2018, **22**, 1344–1359.
- For recent reviews on catalytic C–H silylations, see: (a) J. F. Hartwig, *Acc. Chem. Res.*, 2012, **45**, 864–873; (b) C. Cheng and J. F. Hartwig, *Chem. Rev.*, 2015, **115**, 8946–8975; (c) R. Sharma, R. Kumar, I. Kumar, B. Singh and U. Sharma, *Synthesis*, 2015, **47**, 2347–2366; (d) Z. Xu and L.-W. Xu, *ChemSusChem*, 2015, **8**, 2176–2179; (e) J. F. Hartwig and E. A. Romero, *Tetrahedron*, 2019, **75**, 4059–4070; (f) S. C. Richter and M. Oestreich, *Trends Chem.*, 2020, **2**, 13–27; (g) Y. Ge, X. Huang, J. Ke and C. He, *Chem Catal.*, 2022, **2**, 2898–2928; (h) H. Khatua, S. Das, S. Patra and B. Chattopadhyay, *Synthesis*, 2023, **55**, 3434–3453.
- For reports on intermolecular C–H silylations of arenes without directing groups, see: (a) T. Sakakura, Y. Tokunaga, T. Sodeyama and M. Tanaka, *Chem. Lett.*, 1987, **16**, 2375–2378; (b) M. Ishikawa, S. Okazaki, A. Naka and H. Sakamoto, *Organometallics*, 1992, **11**, 4135–4139; (c) M. Ishikawa, H. Sakamoto, S. Okazaki and A. Naka, *J. Organomet. Chem.*, 1992, **439**, 19–21; (d) Y. Uchimarui, A. M. M. Elsayed and M. Tanaka, *Organometallics*, 1993, **12**, 2065–2069; (e) K. Ezbiansky, P. I. Djurovich, M. LaForest, D. J. Sinning, R. Zayes and D. H. Berry, *Organometallics*, 1998, **17**, 1455–1457; (f) A. Naka, K. K. Lee, K. Yoshizawa, T. Yamabe and M. Ishikawa, *Organometallics*, 1999, **18**, 4524–4529; (g) T. Ishiyama, K. Sato, Y. Nishio and N. Miyaura, *Angew. Chem., Int. Ed.*, 2003, **42**, 5346–5348; (h) T. Saiki, Y. Nishio, T. Ishiyama and N. Miyaura, *Organometallics*, 2006, **25**, 6068–6073; (i) M. Murata, N. Fukuyama, J.-i. Wada, S. Watanabe and Y. Masuda, *Chem. Lett.*, 2007, **36**, 910–911; (j) T. Ishiyama, T. Saiki, E. Kishida, I. Sasaki, H. Ito and N. Miyaura, *Org. Biomol. Chem.*, 2013, **11**, 8162–8165; (k) M. Murai, K. Takami and K. Takai, *Chem.–Eur. J.*, 2015, **21**, 4566–4570; (l) K. Lee, D. Katsoulis and J. Choi, *ACS Catal.*, 2016, **6**, 1493–1496; (m) L. Rubio-Perez, M. Iglesias, J. Munarriz, V. Polo,

- V. Passarelli, J. J. Perez-Torrente and L. A. Oro, *Chem. Sci.*, 2017, **8**, 4811–4822; (n) B. Neil, F. Lucien, L. Fensterbank and C. Chauvier, *ACS Catal.*, 2021, **11**, 13085–13090; (o) S. Som, J. Choi, D. Katsoulis and K. L. Lee, *Chem. Sci.*, 2022, **13**, 10759–10764.
- 8 For examples on intermolecular silylations of C–H bonds of heteroarenes without directing groups, see: (a) T. Ishiyama, K. Sato, Y. Nishio, T. Saiki and N. Miyaura, *Chem. Commun.*, 2005, 5065–5067; (b) N. Tsukada and J. F. Hartwig, *J. Am. Chem. Soc.*, 2005, **127**, 5022–5023; (c) B. Lu and J. R. Falck, *Angew. Chem., Int. Ed.*, 2008, **47**, 7508–7510; (d) Y. Sunada, H. Soejima and H. Nagashima, *Organometallics*, 2014, **33**, 5936–5939; (e) Y. Minami, T. Komiyama and T. Hiyama, *Chem. Lett.*, 2015, **44**, 1065–1067; (f) H. F. T. Klare, M. Oestreich, J.-i. Ito, H. Nishiyama, Y. Ohki and K. Tatsumi, *J. Am. Chem. Soc.*, 2011, **133**, 3312–3315; (g) A. Fedorov, A. A. Tourtov, N. A. Swisher and R. H. Grubbs, *Chem. Sci.*, 2013, **4**, 1640–1645; (h) M. Sasaki and Y. Kondo, *Org. Lett.*, 2015, **17**, 848–851; (i) A. A. Tourtov, W.-B. Liu, K. N. Betz, A. Fedorov, B. M. Stoltz and R. H. Grubbs, *Nature*, 2015, **518**, 80–84; (j) Q.-A. Chen, H. F. T. Klare and M. Oestreich, *J. Am. Chem. Soc.*, 2016, **138**, 7868–7871; (k) H. Fang, L. Guo, Y. Zhang, W. Yao and Z. Huang, *Org. Lett.*, 2016, **18**, 5624–5627; (l) K. Yonekura, Y. Iketani, M. Sekine, T. Tani, F. Matsui, D. Kamakura and T. Tsuchimoto, *Organometallics*, 2017, **36**, 3234–3249; (m) R. Sakamoto, B.-N. Nguyen and K. Maruoka, *Asian J. Org. Chem.*, 2018, **7**, 1085–1088; (n) Y. Gu, Y. Shen, C. Zarate and R. Martin, *J. Am. Chem. Soc.*, 2019, **141**, 127–132; (o) W. Xu, H. Teng, Y. Luo, S. Lou, M. Nishiura and Z. Hou, *Chem.-Asian J.*, 2020, **15**, 753–756; (p) N. Hara, N. Uemura and Y. Nakao, *Chem. Commun.*, 2021, **57**, 5957–5960; (q) K. An, W. Ma, L.-C. Liu, T. He, G. Guan, Q.-W. Zhang and W. He, *Nat. Commun.*, 2022, **13**, 847; (r) S. Chen, J. Zhu, J. Ke, Y. Li and C. He, *Angew. Chem., Int. Ed.*, 2022, **61**, e202117820; (s) D. Mu, S. Pan, X. Wang, X. Liao, Y. Huang and J. Chen, *Chem. Commun.*, 2022, **58**, 7388–7391; (t) Q. Wan, Z.-W. Hou, X.-R. Zhao, X. Xie and L. Wang, *Org. Lett.*, 2023, **25**, 1008–1013.
- 9 (a) W. A. Gustavson, P. S. Epstein and M. D. Curtis, *Organometallics*, 1982, **1**, 884–885; For the silylations of HSiMe(OSiMe₃)₂ with Rh- and Ir-catalyst system, see ; (b) C. Cheng and J. F. Hartwig, *Science*, 2014, **343**, 853–857; (c) C. Cheng and J. F. Hartwig, *J. Am. Chem. Soc.*, 2015, **137**, 592–595; For the mechanistic study for their Rh-catalysed silylations, see ; (d) C. Cheng and J. F. Hartwig, *J. Am. Chem. Soc.*, 2014, **136**, 12064–12072; (e) C. Karmel, Z. Chen and J. F. Hartwig, *J. Am. Chem. Soc.*, 2019, **141**, 7063–7072; (f) C. Karmel and J. F. Hartwig, *J. Am. Chem. Soc.*, 2020, **142**, 10494–10505; (g) C. Karmel, C. Z. Rubel, E. V. Kharitonova and J. F. Hartwig, *Angew. Chem., Int. Ed.*, 2020, **59**, 6074–6081.
- 10 For details, see the ESI.†
- 11 (a) J. W. Ryan, *J. Am. Chem. Soc.*, 1962, **84**, 4730–4734; (b) B. Marciniec, in *Comprehensive Handbook on Hydrosilylation*, Pergamon, Oxford, 1992, pp.38–39 and references therein; (c) B. Marciniec, H. Maciejewski and U. Rosenthal, *J. Organomet. Chem.*, 1994, **484**, 147–151; (d) H. Maciejewski, B. Marciniec and I. Kownacki, *J. Organomet. Chem.*, 2000, **597**, 175–181; (e) V. Srinivas, Y. Nakajima, W. Ando, K. Sato and S. Shimada, *J. Organomet. Chem.*, 2016, **809**, 57–62; (f) K. L. Lee, *Angew. Chem., Int. Ed.*, 2017, **56**, 3665–3669; (g) Ref. 7o.